2018

MASTER AUTOMOTIVE CATALOG

Wiseco

Performance Products

FORGED AUTOMOTIVE RACING PISTONS

OFF THE SHELF, **IN YOUR ENGINE.**

Engineering Excellence • In-House Forging • Precision Manufacturing • Quality Products

Wiseco is your source for off-the-shelf performance pistons! With 75 years in the business, we know pistons. Wiseco uses the latest technology to manufacture the highest performance, off-the-shelf pistons for nearly any motor. Our in-house engineers and R&D departments design parts that have the latest features to create the most horsepower for your engine.

No matter what your price point, Wiseco has a piston for you. Our Pro Tru Street® series pistons are forged from 4032 alloy aluminum in Mentor, Ohio and include rings, pin, and clips for an all-inclusive rebuild. For any build budget, Wiseco has the piston to get you on the road or down the track.

- Wiseco pistons are designed primarily for off-highway use. It is the responsibility, of the customer to check State and Federal emission regulations.
- Wiseco is not liable for typographical errors in this catalog.

SERVING THE RACING INDUSTRY FOR OVER 75 YEARS!

MADE IN THE USA

Wiseco Pistons are forged and manufactured in Mentor, Ohio

New Products.....5

Boostline® Connecting Rods.....6

Capabilities.....10

Custom Pistons.....12

Wiseco Professional.....13

Pro Tru Street™.....44

Sport Compact.....51

Accessories.....88

Technology.....116

Term & Conditions.....122

ArmorPlating™ PISTON COATING
REDUCES ILL EFFECTS OF HIGH-HEAT, IN TURBOCHARGED SPORT COMPACT PISTONS. INCREASES HORSEPOWER.

- Applied only to the critical areas of the piston.
- Reduces the effects on the dome from detonation.
- Lowers the temperature of the piston crown 20°C on average.
- Provides a hard, smooth surface for the rings and prevents microwelding in the ring grooves.
- Available on select models.

SMOOTH RADIUSED DOME & DISH DESIGNS

RADIUSED VALVE RELIEFS

PRECISION RING GROOVES

PRECISION HONED PIN BORES

OIL DRAIN BACK HOLES
SPECIFICALLY ENGINEERED FOR SUPERIOR OIL CONTROL

ArmorGlide® SKIRT COATING
INCREASES POWER AND REDUCES PISTON ROCK.

- Developed in-house through extensive testing, development and benchmarking.
- Moly-based, solid film lubricant PERMANENTLY bonds to the piston skirt.
- State-of-the-art application in our Mentor, Ohio manufacturing facility.
- Seizure resistant, friction reduction and quieter operation.

NEW PRODUCTS FOR 2018

BOOSTLINE™ CONNECTING RODS

Stop using cheap H-beams in your high horsepower engine! BoostLine Connecting Rods, patented 3-pocket design is made specifically for demanding high-horsepower nitrous-fed engines. The rods' have 60% more bending strength than the common H-Beam.

- Designed specifically for high-horsepower nitrous-fed applications
- 60% increase in bending strength vs. H-Beam
- Patented high strength 3-pocket design
- Machined from premium 4340 forged steel
- Come standard with ARP 2000 bolts included or upgrade to custom age 625+ bolts
- Inspected and finished in the USA (Mentor, Ohio)

BoostLine CONNECTING RODS

EXPANDED PRO TRU STREET OFFERING

Pro Tru Street piston kits are the perfect choice for your budget build for engines like the Chevy Small Block and Ford Windsor.

- New models and additional bore sizes
- Kits come complete and ready to install with rings, pins, and clips

THE BEST VALUE IN AMERICAN-MADE FORGED PISTONS CONTINUES TO EXPAND!

BoostLine CONNECTING RODS

BOOSTLINE™ CONNECTING RODS

Introducing BoostLine Connecting Rods! Our engineering team created this new, patented, 3-pocket design specifically for demanding turbocharged, supercharged and big nitrous applications. These connecting rods are ideal for today's high horsepower engines and provide 60% more bending strength compared to common H-Beam rods! Each rod is designed, finished, and inspected in the USA and includes an inspection report from our quality team.

BMW

BMW S54B32

Part Number	Description	Length	Pin Dia.	PE Width	BE Width	Housing Bore	Bolt Size	Bolt P/N	Gram Weight
BM5472-827	BMW S54B32 139mm - Boostline	139.0mm	21mm	20.000	19.900	53.008	3/8"	BT61501-S	574
BM5472-827S	BMW S54B32 139mm - Boostline Single	139.0mm	21mm	20.000	19.900	53.008	3/8"	BT61501-S	574
BM5472-827+	BMW S54B32 139mm ARP +625 -Boostline	139.0mm	21mm	20.000	19.900	53.008	3/8"	BT61501-625	574
BM5472-827S+	BMW S54B32 139mm ARP +625 -Boostline Single	139.0mm	21mm	20.000	19.900	53.008	3/8"	BT61501-625	574

CHEVROLET

CHEVY LS / GEN V LT

Part Number	Description	Length	Pin Dia.	PE Width	BE Width	Housing Bore	Bolt Size	Bolt P/N	Gram Weight
LS6125-927	Chevy LS / Gen V LT1 6.125"- Boostline	6.125	0.927	1.010	0.940	2.225	7/16"	BT71401-S	692
LS6125-927S	Chevy LS / Gen V LT1 6.125" - BoostLine Single	6.125	0.927	1.010	0.940	2.225	7/16"	BT71401-S	692

CHEVY SMALL BLOCK

Part Number	Description	Length	Pin Dia.	PE Width	BE Width	Housing Bore	Bolt Size	Bolt P/N	Gram Weight
SC5850-927	Chevy SB 5.850" Stroker - Boost Line	5.850	0.927	1.010	0.940	2.225	7/16"	BT71401-S	681
SC5850-927S	Chevy SB 5.850" Stroker - Boost Line Single	5.850	0.927	1.010	0.940	2.225	7/16"	BT71401-S	681
SC6000-927	Chevy SB 6.000" Stroker - Boost Line	6.000	0.927	1.010	0.940	2.225	7/16"	BT71401-S	689
SC6000-927S	Chevy SB 6.000" Stroker - Boost Line Single	6.000	0.927	1.010	0.940	2.225	7/16"	BT71401-S	689

CHEVY BIG BLOCK

Part Number	Description	Length	Pin Dia.	PE Width	BE Width	Housing Bore	Bolt Size	Bolt P/N	Gram Weight
BC6385-990	Chevy BB 6.385" - Boostline	6.385	0.990	1.062	0.992	2.325	7/16"	BT71601-S	751
BC6385-990S	Chevy BB 6.385" - Boostline Single	6.385	0.990	1.062	0.992	2.325	7/16"	BT71601-S	751

FORD

FORD ECOBOOST 2.3

Part Number	Description	Length	Pin Dia.	PE Width	BE Width	Housing Bore	Bolt Size	Bolt P/N	Gram Weight
FD5866-886	Ford Ecoboost 2.3L 149mm - Boostline	149.2mm	22.5mm	21.820	21.820	55.028	3/8"	BT61501-S	626
FD5866-886S	Ford Ecoboost 2.3L 149mm - Boostline Single	149.2mm	22.5mm	21.820	21.820	55.028	3/8"	BT61501-S	626
FD5866-886+	Ford Ecoboost 2.3L 149mm ARP +625 - Boostline	149.2mm	22.5mm	21.820	21.820	55.028	3/8"	BT61501-625	626
FD5866-886S+	Ford Ecoboost 2.3L 149mm ARP +625-Boostline Single	149.2mm	22.5mm	21.820	21.820	55.028	3/8"	BT61501-625	626

FORD MODULAR / COYOTE

Part Number	Description	Length	Pin Dia.	PE Width	BE Width	Housing Bore	Bolt Size	Bolt P/N	Gram Weight
FD5933-866	Ford Modular 4.6L & Coyote 5.933" - Boostline	5.933	0.866	0.965	0.940	2.239	7/16"	BT71601-S	696
FD5933-866S	3 Pocket - Ford Modular 4.6L & Coyote 5.933" - Boostline Single	5.933	0.866	0.965	0.940	2.239	7/16"	BT71601-S	696

HONDA

HONDA B-SERIES

Part Number	Description	Length	Pin Dia.	PE Width	BE Width	Housing Bore	Bolt Size	Bolt P/N	Gram Weight
HN5433-827	Honda B18C 138mm - Boostline	138mm	21mm	22.860	21.720	48.012	3/8"	BT61501-S	570
HN5433-827S	Honda B18C 138mm - Boostline Single	138mm	21mm	22.860	21.720	48.012	3/8"	BT61501-S	570
HN5433-827+	Honda B18C 138mm ARP +625 - Boostline	138mm	21mm	22.860	21.720	48.012	3/8"	BT61501-625	570
HN5433-827S+	Honda B18C 138mm ARP +625 - Boostline Single	138mm	21mm	22.860	21.720	48.012	3/8"	BT61501-625	570

HONDA K-SERIES

Part Number	Description	Length	Pin Dia.	PE Width	BE Width	Housing Bore	Bolt Size	Bolt P/N	Gram Weight
HN5984-866	Honda K24 152mm - Boostline	152 mm	22mm	19.860	19.860	51.014	3/8"	BT61601-S	610
HN5984-866S	Honda K24 152mm - Boostline Single	152 mm	22mm	19.860	19.860	51.014	3/8"	BT61601-S	610
HN5984-866+	Honda K24 152mm ARP +625- Boostline	152 mm	22mm	19.860	19.860	51.014	3/8"	BT61601-625	610
HN5984-866S+	Honda K24 152mm ARP +625- Boostline Single	152 mm	22mm	19.860	19.860	51.014	3/8"	BT61601-625	610

Block clearance required

MITSUBISHI 4G63 - 7 BOLT

MITSUBISHI 4G63 - 7 BOLT

Part Number	Description	Length	Pin Dia.	PE Width	BE Width	Housing Bore	Bolt Size	Bolt P/N	Gram Weight
MI5906-866	Mitsu 4G63 7 Bolt 150mm - Boostline	150mm	22mm	22.860	26.370	48.009	3/8"	BT61501-S	657
MI5906-866S	Mitsu 4G63 7 Bolt 150mm - Boostline Single	150mm	22mm	22.860	26.370	48.009	3/8"	BT61501-S	657
MI5906-866+	Mitsu 4G63 7 Bolt 150mm ARP +625 - Boostline	150mm	22mm	22.860	26.370	48.009	3/8"	BT61501-625	657
MI5906-866S+	Mitsu 4G63 7 Bolt 150mm ARP +625 - Boostline Single	150mm	22mm	22.860	26.370	48.009	3/8"	BT61501-625	657

Block clearance required above 94mm stroke.

MITSUBISHI 4B11T

Part Number	Description	Length	Pin Dia.	PE Width	BE Width	Housing Bore	Bolt Size	Bolt P/N	Gram Weight
MI5657-905	Mitsubishi Evo X 4B11T 143.7mm - Boostline	143.7mm	23mm	19.860	21.870	55.005	3/8"	BT61601-S	
MI5657-905S	Mitsubishi Evo X 4B11T 143.7mm - Boostline Single	143.7mm	23mm	19.860	21.870	55.055	3/8"	BT61601-S	
MI5657-905+	Mitsubishi Evo X 4B11T 143.7mm ARP +625- Boostline	143.7mm	23mm	19.860	21.870	55.005	3/8"	BT61601-625	
MI5657-905S+	Mitsubishi Evo X 4B11T 143.7mm ARP +625- Boostline Single	143.7mm	23mm	19.860	21.870	55.055	3/8"	BT61601-625	

NISSAN

NISSAN RB26

Part Number	Description	Length	Pin Dia.	PE Width	BE Width	Housing Bore	Bolt Size	Bolt P/N	Gram Weight
NI4783-827	Nissan RB26 121.5mm - Boostline	121.5mm	21mm	21.770	21.770	51.006	3/8"	BT61601-S	573
NI4783-827S	Nissan RB26 121.5mm - Boostline Single	121.5mm	21mm	21.770	21.770	51.006	3/8"	BT61601-S	573
NI4783-827+	Nissan RB26 121.5mm ARP +625 - Boostline	121.5mm	21mm	21.770	21.770	51.006	3/8"	BT61601-625	573
NI4783-827S+	Nissan RB26 121.5mm ARP +625 - Boostline Single	121.5mm	21mm	21.770	21.770	51.006	3/8"	BT61601-625	573

NISSAN (CONTINUED)

NISSAN SR20

Part Number	Description	Length	Pin Dia.	PE Width	BE Width	Housing Bore	Bolt Size	Bolt P/N	Gram Weight
NI5364-866	Nissan SR20 136.25mm - Boostline	136.25mm	22mm	22.730	22.730	51.007	3/8"	BT61501-S	608
NI5364-866S	Nissan SR20 136.25mm - Boostline Single	136.25mm	22mm	22.730	22.730	51.007	3/8"	BT61501-S	608
NI5364-866+	Nissan SR20 136.25mm ARP +625 - Boostline	136.25mm	22mm	22.730	22.730	51.007	3/8"	BT61501-625	608
NI5364-866S+	Nissan SR20 136.25mm ARP +625 - Boostline Single	136.25mm	22mm	22.730	22.730	51.007	3/8"	BT61501-625	608

NISSAN VR38DETT

Part Number	Description	Length	Pin Dia.	PE Width	BE Width	Housing Bore	Bolt Size	Bolt P/N	Gram Weight
NI6496-905	Nissan VR38DETT 165mm - Boostline	165mm	23mm	22.800	22.800	59.007	3/8"	BT61601-2	703
NI6496-905S	Nissan VR38DETT 165mm - Boostline Single	165mm	23mm	22.800	22.800	59.007	3/8"	BT61601-2	703
NI6496-905+	Nissan VR38DETT 165mm ARP +625 - Boostline	165mm	23mm	22.800	22.800	59.007	3/8"	BT61601-625	703
NI6496-905S+	Nissan VR38DETT 165mm ARP +625 - Boostline Single	165mm	23mm	22.800	22.800	59.007	3/8"	BT61601-625	703

SUBARU

SUBARU EJ SERIES

Part Number	Description	Length	Pin Dia.	PE Width	BE Width	Housing Bore	Bolt Size	Bolt P/N	Gram Weight
SB5137-905	Subaru EJ20/EJ25 Turbo 130.5mm - Boostline	130.5mm	23mm	21.390	21.390	55.010	3/8"	BT61501-S	619
SB5137-905S	Subaru EJ20/EJ25 Turbo 130.5mm - Boostline Single	130.5mm	23mm	21.390	21.390	55.010	3/8"	BT61501-S	619
SB5137-905+	Subaru EJ20/EJ25 Turbo 130.5mm ARP +625 - Boostline	130.5mm	23mm	21.390	21.390	55.010	3/8"	BT61501-625	619
SB5137-905S+	Subaru EJ20/EJ25 Turbo 130.5mm ARP +625 - Boostline Single	130.5mm	23mm	21.390	21.390	55.010	3/8"	BT61501-625	619

Block clearance required above 81mm stroke.

TOYOTA

TOYOTA 2JZ-GE / 2JZ-GTE

Part Number	Description	Length	Pin Dia.	PE Width	BE Width	Housing Bore	Bolt Size	Bolt P/N	Gram Weight
TY5591-866	Toyota 2JZ 142mm - Boostline	142mm	22 mm	25.400	25.880	55.033	3/8"	BT61601-S	656
TY5591-866S	Toyota 2JZ 142mm - Boostline Single	142mm	22 mm	25.400	25.880	55.033	3/8"	BT61601-S	656
TY5591-866+	Toyota 2JZ 142mm ARP +625 - Boostline	142mm	22 mm	25.400	25.880	55.033	3/8"	BT61601-625	656
TY5591-866S+	Toyota 2JZ 142mm ARP +625 - Boostline Single	142mm	22 mm	25.400	25.880	55.033	3/8"	BT61601-625	656

Block clearance required above 94mm stroke.

VW/AUDI

VW/AUDI

Part Number	Description	Length	Pin Dia.	PE Width	BE Width	Housing Bore	Bolt Size	Bolt P/N	Gram Weight
VW5669-787	VW 1.8T 144mm - Boostline	144mm	20mm	24.940	24.940	50.610	3/8"	BT61501-S	627
VW5669-787S	VW 1.8T 144mm - Boostline Single	144mm	20mm	24.940	24.940	50.610	3/8"	BT61501-S	627
VW5669-787+	VW 1.8T 144mm ARP +625 - Boostline	144mm	20mm	24.940	24.940	50.610	3/8"	BT61501-625	627
VW5669-787S+	VW 1.8T 144mm ARP +625 - Boostline Single	144mm	20mm	24.940	24.940	50.610	3/8"	BT61501-625	627

FORGING CAPABILITIES

As the only Piston manufacturer with in-house forging capabilities, you KNOW you're getting an optimized part.

- Forging simulation software allows us to produce almost anything including the most intricate forgings available on the market.
- "As-Forged" capabilities mean your piston is stronger since the dome, valve pockets, oil drain holes, and skirts require less machining.

Forging pistons for nearly any type of engine.

DYNO FACILITIES

- Wiseco uses mechanical and thermal Finite Element Analysis (FEA) to assure the part is meeting design requirements before it ever starts the manufacturing process.
- As one of the only piston manufacturers with variable cam design capabilities, we make sure the shape, or profile, of the piston you are putting in your engine is optimized.
- Wiseco is the only piston manufacturer with an in-house dyno facility. Our SuperFlow SF-902 allows us to develop pistons without the need to test through our customers!

QUALITY

- Our Coordinate Measuring Machine (CMM) is an inspection genius! It allows us to verify the correctness of a part, especially for very high performance applications.
- Materials testing capabilities are a must. At Wiseco, we can test surface finish, case depth and micro hardness. These tests assure that each step of the process is correct from heat treat to pin hole finish, assuring that your piston will operate and seal properly for the highest horsepower possible.
- Inspection doesn't have to be done on a huge machine. This is where our Romer arm comes into play. This fully integrated 3D scanning tool assures a part was made correctly and can be used for reverse engineering.

Our Romer arm scans the head so making a custom piston is easy!

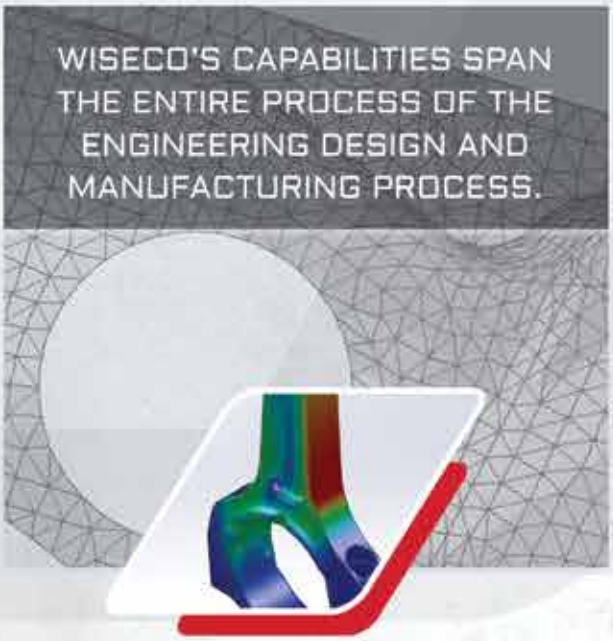

ENGINEERING

Wiseco uses the latest technology so you know you're getting the best performing part on the market.

- Mechanical and thermal Finite Element Analysis (FEA) assures the part is meeting design requirements before it ever starts the manufacturing process.
- As one of the only piston manufacturers with variable cam design capabilities, we make sure the shape, or profile, of the piston you are putting in your engine is optimized.
- By partnering with K1 Technologies, we can design Wiseco pistons and K1 connecting rods and crankshafts to increase strength and eliminate unneeded mass.

Rapid prototyping capabilities allow our customers to see custom concepts and approve fitment prior to a production run.

CUSTOM PISTONS

YOU NAME IT. WE MAKE THE BEST PISTON FOR IT!

STRUTTED FORGING

3D CROWN & UNDERCROWN MILLING

WISECO HAS VAST EXPERIENCE ENGINEERING AND MANUFACTURING ALL TYPES OF PISTONS.

DRAG RACING • ROAD RACE • RALLY, AUTOCROSS • OFF-ROAD • LAND SPEED

Fully customized or shelf specs plus one customization

FEATURES AVAILABLE:

- Billet or Forged
- Coatings: ArmorGlide®, ArmorPlating™, hardcoat anodizing
- Ultra Ring Grooves
- Gas ports (vertical and horizontal)
- Specialized ring grooves, such as Dykes and exact tolerance ring grooves
- Specialized machining options, such as 3D crown and undercrown milling
- Specialized ring sets for high power added applications
- Full Round design forging with bottom reinforcing band for extreme HP applications
- Modern Strutted style forging available for the ultimate in strength and weight savings
- Bores up to 6"
- Private Label Programs
- Forging for large volume production (call for details)

PROFESSIONAL SERIES

HARD CORE, RACE PROVEN PARTS OFF-THE-SHELF

CHEVROLET LSX

LS 5.3L / 327ci

- ArmorGlide® Skirt Coating
- Designed for use with stock rod
- .180" wall pins & wire locks
- Anti-detonation & pressure seal grooves
- 2618 High Strength Alloy
- C/R at 0 deck with .051" gasket
- Premium 1.0mm, 1.2mm, 2.8mm XX Rings Included

LS 5.3L / 327ci "Drop In" Replacements • NA/Boost/Nitrous • .945" Pin

Kit Part #	Bore	Comp. Ht.	Stroke	Rod	0 Deck at	Std. Deck Ht.	Avg. Wt.	Volume	Compression Ratio At: 58cc	62cc	66cc	70cc	Pin Part # (Included)	Ringset (Included)	Valve Pocket
.945" Pin Diameter, designed for use with stock rod															
K0041XS	3.780	1.321	3.622	6.098	9.230	9.240	440	6cc	11.6	10.9	10.4	9.9	S785 .945 x 2.250	9600XX (x8)	LS1,2,3,6,92 (cathedral)
K0041X1	3.790						442							9625XX (x8)	
K0041X2	3.800						444							9650XX (x8)	
K0042XS	3.780	1.321	3.622	6.098	9.230	9.240	411	-10.7cc	9.4	9	8.6	8.3	S785 .945 x 2.250	9600XX (x8)	LS1,2,3,6,92 (cathedral)
K0042X1	3.790						417							9625XX (x8)	
K0042X2	3.800						424							9650XX (x8)	

LS 5.3L / 327ci

- ArmorGlide® Skirt Coating
- .150" wall pin & Spirolox®
- 2618 High Strength Alloy
- 1/16", 1/16", 3.0mm Rings Sold Separately
- Designed for use with aftermarket rod
- Anti-detonation & pressure seal grooves
- C/R at 0 deck with .051" gasket

LS 5.3L / 327ci • NA/Nitrous • 927" Pin

Kit Part #	Bore	Comp. Ht.	Stroke	Rod	0 Deck at	Std. Deck Ht.	Avg. Wt.	Volume	Compression Ratio At: 58cc	62cc	66cc	70cc	Pin Part # (Included)	Ringset (Sold Separately)	Valve Pocket
.927" Pin Diameter, designed for use with aftermarket rod															
K474M96	3.780	1.300	3.622	6.125	9.236	9.240	410	-2.2cc FT	10.5	10	9.6	9.1	S643 .927 x 2.250	3785HF	LS1,2,6
K474M965	3.800						420							3805HF	
K473M96	3.780	1.110	4.000	6.125	9.236	9.240	370	-7cc	10.8	10.3	9.8	9.5	S643 .927 x 2.250	3785HF	LS1,2,6
K473M965	3.800						376							3805HF	

Optional K1 Rod for LS Series: 6.098" Part # 012AE25610
Optional K1 Rod for LS Series: 6.125" Part # 012AE25613
Optional K1 Rod for LS Series: 6.125" Part # 012AE25613ST (4.000" + Stroker rod)
* Add -24 or -58 to LS Part Number to indicate 24 or 58 Tooth Reluctor Ring

LS7 7.0L / 427ci

- ArmorGlide® Skirt Coating
- Designed for OE Titanium Rod & Pin Diameter
- .148" wall pins and Spirolox®
- Anti-detonation & pressure seal grooves
- 2618 High Strength Alloy
- C/R at 0 deck with .051" gasket
- Premium 1.2mm, 1.2mm, 3.0mm GFX Rings Included

LS7 7.0L / 427ci • NA/Nitrous • 9252" Pin

Kit Part #	Bore	Comp. Ht.	Stroke	Rod	0 Deck at	Std. Deck Ht.	Avg. Wt.	Volume	Compression Ratio At: 70cc	72cc	Pin Part # (Included)	Ringset (Included)	Valve Pocket
K0004X125	4.125	1.175	4.000	3.067	9.242	9.240	488	2.5cc	11.5	11.3	S761 .9252 x 2.250	4127GFX	LS7
K0004X130	4.130						490					4132GFX	

CHEVROLET LT

GEN V Direct Injected L83 5.3L

- ArmorGlide® Skirt Coating
- .200” wall pin & Spirolox®
- 2618 High Strength Alloy
- Premium 1.5mm, 1.5mm, 3.0mm GNX Rings Included
- Anti-detonation & pressure seal grooves
- C/R at .012 deck with .051” gasket

GEN V Direct Injected L83 5.3L

Kit Part #	Bore	Comp. Ht.	Stroke	Rod	0 Deck at	Std. Deck Ht.	Avg. Wt.	Volume	Compression Ratio At: 58cc	Pin Part # (Included)	Ringset (Included)	Valve Pocket
K0378XS	3.780	1.319	3.622	6.098	9.240	9.240		-8.5cc	9.5	S785 .945 x 2.250	3780GNX	Gen V L83
K0378X1	3.790										3796GNX	
K0378X2	3.800										3800GNX	
K0379XS	3.780	1.319	3.622	6.098	9.240	9.240		-.5cc	10.5	S785 .945 x 2.250	3780GNX	Gen V L83
K0379X1	3.790						463				3796GNX	
K0379X2	3.800										3800GNX	
K0380XS	3.780	1.292	3.622	6.125	9.240	9.240	433	-8.5cc	9.5	S718 .927 x 2.250	3780GNX	Gen V L83
K0380X1	3.790										3796GNX	
K0380X2	3.800										3800GNX	
K0381XS	3.780	1.292	3.622	6.125	9.240	9.240	455	-.5cc	10.5	S718 .927 x 2.250	3780GNX	Gen V L83
K0381X1	3.790										3796GNX	
K0381X2	3.800										3800GNX	

GEN V Direct Injected LT1 6.2L

- ArmorGlide® Skirt Coating
- ArmorPlating™ thermal protection
- .200” wall pin & Spirolox®
- Anti-detonation & pressure seal grooves
- 2618 High Strength Alloy
- C/R at 0 deck with .051” gasket
- Premium 1.2mm, 1.2mm, 3.0mm GFX Rings Included

GEN V Direct Injected LT1 6.2L

Kit Part #	Bore	Comp. Ht.	Stroke	Rod	0 Deck at	Std. Deck Ht.	Avg. Wt.	Volume	Compression Ratio At: 59cc	Pin Part # (Included)	Ringset (Included)	Valve Pocket
K0232XS	4.065	1.304	3.622	6.125	9.240	9.240	528	-12cc	10.4	S718 .927 x 2.250	4067GFX (x8)	Gen V LT1
K0232X05	4.070						532				4072GFX (x8)	
K0232X1	4.075						538				4072GFX (x8)	
K0233XS	4.065	1.304	3.622	6.125	9.240	9.240	552	-2cc	11.7	S718 .927 x 2.250	4067GFX (x8)	Gen V LT1
K0233X05	4.070						555				4072GFX (x8)	
K0233X1	4.075						558				4072GFX (x8)	
K0234XS	4.065	1.115	4.000	6.125	9.240	9.240	462	-20cc	10.5	S718 .927 x 2.250	4067GFX (x8)	Gen V LT1
K0234X05	4.070						465				4072GFX (x8)	
K0234X1	4.075						468				4072GFX (x8)	
K0234X6	4.125								10.75		4127GFX (x8)	
K0235XS	4.065	1.115	4.000	6.125	9.240	9.240	490	-10cc	11.7	S718 .927 x 2.250	4067GFX (x8)	Gen V LT1
K0235X05	4.070						492				4072GFX (x8)	
K0235X1	4.075						495				4072GFX (x8)	
K0235X6	4.125								12		4127GFX (x8)	

CHEVROLET LSX

LS Standard Stroke • 3.622 Stroke

- ArmorGlide® Skirt Coating
- Pin Upgrade Recommened over 700HP (Pin P/N S718)
- .150" wall pin & Spirolox®
- Anti-detonation & pressure seal grooves
- 2618 High Strength Alloy
- C/R at 0 deck with .051" gasket
- Premium 1.2mm, 1.2mm, 3.0mm GFX Rings Included

LS Standard Stroke • NA/Boost/Nitrous • 3.622 Stroke

Kit Part #	Bore	Comp. Ht.	Stroke	Rod	0 Deck at	Std. Deck Ht.	Avg. Wt.	Volume	Compression Ratio At: 65cc	66cc	68cc	70cc	Pin Part # (Included)	Ringset (Included)	Valve Pocket
.945" Pin Diameter, designed for use with stock rod															
K366X05	3.903	1.335	3.622	6.098	9.244	9.240	450.000	-2.2 FT	10.300	10.100	10.000	9.700	S627 .945x2.500	3905GFX (x8)	LS1,2,6
K0044XS	4.000	1.311	3.622	6.098	9.220	9.240	502	9cc	11.6	11.3	11.2	10.9	S785 .945 x 2.250	4007GFX (x8)	LS1,2,3,6,92
K0044X05	4.005						507							4007GFX (x8)	
K0044X1	4.010						508							4014GFX (x8)	
K0044X2	4.020						509							4022GFX (x8)	
K0045XS	4.000	1.311	3.622	6.098	9.220	9.240	480	-9.7cc	9.4	9.2	9.1	8.9	S785 .945 x 2.250	4007GFX (x8)	LS1,2,3,6,92
K0045X05	4.005						486							4007GFX (x8)	
K0045X1	4.010						490							4014GFX (x8)	
K0045X2	4.020						491							4022GFX (x8)	
.927" Pin Diameter, designed for use with aftermarket rod															
K447X3903	3.903	1.300	3.622	6.125	9.236	9.240	492	12cc	12.4	11.9	11.8	11.5	S643 .927 x 2.250	3905GFX (x8)	LS1,2,6
K447X1	4.010						539		12.9	12.5	12.4	12		4014GFX (x8)	
K447X05	4.005						535							4007GFX (x8)	
K447X3	4.030						545							4032GFX (x8)	
K447X7	4.070						558							4072GFX (x8)	
K447X75	4.075						560							4072GFX (x8)	
K398X3903	3.903	1.304	3.622	6.125	9.236	9.240	423	-3.2cc FT	10.1	9.9	9.8	9.5	S643 .927 x 2.250	3905GFX (x8)	LS1,2,3,6,92
K398X3905	3.905						424		10.7	10.4	10.3	10.1		3905GFX (x8)	
K398XS	4.000						465							4007GFX (x8)	
K398X05	4.005						467							4007GFX (x8)	
K398X1	4.010						471							4014GFX (x8)	
K398X3	4.030						478							4032GFX (x8)	
K398X7	4.070						488							4072GFX (x8)	
K398X75	4.075						492							4072GFX (x8)	
K398X8	4.080						496							4080GFX (x8)	
K0005X125	4.125	1.300	3.622	6.125	9.236	9.240	515	-1cc	11.4	11.1	11	10.7	S643 .927 x 2.250	4127GFX (x8)	LS1,2,3,6,7,92
K0005X130	4.130						519							4137GFX (x8)	
K0005X155	4.155						526							4158GFX (x8)	
K0005X185	4.185						551							4188GFM (x8)	
K444X3903	3.903	1.300	3.622	6.125	9.236	9.240	433	-11cc	9.3	9.1	9	8.8	S643 .927 x 2.250	3905GFX (x8)	LS1,2,3,6,92
K444XS	4.000						477		9.8	9.6	9.5	9.3		4007GFX (x8)	
K444X05	4.005						478							4007GFX (x8)	
K444X3	4.030						492							4032GFX (x8)	
K444X35	4.035						496							4037GFX (x8)	
K444X7	4.070						502							4072GFX (x8)	
K444X75	4.075						506							4072GFX (x8)	
K392X3905	3.905	1.300	3.622	6.125	9.236	9.240	445	-25cc	8.1	8	7.9	7.8	S643 .927 x 2.250	3905GFX (x8)	LS1,2,3,6,92
K392XS	4.000						448		8.5	8.4	8.3	8.2		4007GFX (x8)	
K392X05	4.005						451							4007GFX (x8)	
K392X3	4.030						502							4032GFX (x8)	
K392X7	4.070						518							4072GFX (x8)	
K393X100	4.100	1.304	3.622	6.125	9.236	9.240	505	-25cc	8.8	8.7	8.6	8.4	S643 .927 x 2.250	4102GFX (x8)	LS1,2,3,6,7,92
K393X125	4.125						515							4127GFX (x8)	

CHEVROLET LSX

LS • 4.000” Stroke

- ArmorGlide® Skirt Coating
- Pin Upgrade Recommened over 700HP (Pin P/N S718)
- .150” wall pin & Spirolox®
- Anti-detonation & pressure seal grooves
- 2618 High Strength Alloy
- C/R at 0 deck with .051” gasket

LS • 4.000” Stroker • NA/Boost/Nitrous • .927” Pin

• Premium 1.2mm, 1.2mm, 3.0mm GFX Rings Included

.927” Pin Diameter, designed for use with aftermarket rod

Kit Part #	Bore	Comp. Ht.	Stroke	Rod	0 Deck at	Std. Deck Ht.	Avg. Wt.	Volume	Compression Ratio At: 65cc	66cc	68cc	70cc	Pin Part # (Included)	Ringset (Included)	Valve Pocket
K448X3903	3.903	1.110	4.000	6.125	9.235	9.240	438	5cc	12.2	11.9	11.8	11.5	S643 .927 x 2.250	3905GFX (x8)	LS1,2,3,6,92
K448X05	4.005						477		12.9	12.5	12.4	12		4007GFX (x8)	
K448X3	4.030						489							4032GFX (x8)	
K448X7	4.070						496							4072GFX (x8)	
K464X3903	3.903	1.110	4.000	6.125	9.235	9.240	430	-3cc	11.1	10.8	10.7	10.5	S643 .927 x 2.250	3905GFX (x8)	LS1,2,3,6,92
K464X05	4.005						468		11.7	11.4	11.3	11		4007GFX (x8)	
K464X1	4.010						471							4014GFX (x8)	
K464X3	4.030						481							4032GFX (x8)	
K464X35	4.035						487							4037GFX (x8)	
K464X65	4.065						495							4067GFX (x8)	
K464X7	4.070						496							4072GFX (x8)	
K464X75	4.075						498							4072GFX (x8)	
K463X125	4.125	1.110	4.000	6.125	9.235	9.240	468	-2.8cc	12.1	11.8	11.7	11.4	S643 .927 x 2.250	4127GFX (x8)	LS1,2,3,6,7,92
K463X130	4.130						484							4132GFX (x8)	
K463X135	4.135						485							4137GFX (x8)	
K463X155	4.155						485		12.5	12.2	12.1	11.8		4158GFX (x8)	
K463X185	4.185						500							4188GFM (x8)	
K463X200	4.200						498							4203GFM (x8)	
K394X3903	3.903	1.115	4.000	6.125	9.240	9.240	391	-8cc	10.5	10.2	10.1	9.9	S643 .927 x 2.250	3905GFX (x8)	LS1,2,3,6,92
K394X3905	3.905						397							3905GFX (x8)	
K394XS	4.000						458		11	10.7	10.6	10.4		4007GFX (x8)	
K394X05	4.005						460							4007GFX (x8)	
K394X1	4.010						462							4014GFX (x8)	
K394X2	4.020						465							4022GFX (x8)	
K394X3	4.030						468							4032GFX (x8)	
K394X7	4.070						482							4072GFX (x8)	
K394X75	4.075						486							4072GFX (x8)	
K394X8	4.080						489							4080GFX (x8)	
K395X125	4.125	1.115	4.000	6.125	9.240	9.240	451	-8cc FT	11.4	11.2	11.1	10.9	S643 .927 x 2.250	4127GFX (x8)	LS1,2,3,6,92
K395X130	4.130						472							4132GFX (x8)	
K395X135	4.135						476							4137GFX (x8)	
K395X155	4.155						485		11.7	11.4	11.3	11.1		4158GFX (x8)	
K395X185	4.185						497							4188GFM (x8)	
K445X3903	3.903	1.110	4.000	6.125	9.235	9.240	396	-15cc	9.7	9.5	9.4	9.2	S643 .927 x 2.250	3905GFX (x8)	LS1,2,3,6,92
K445XS	4.000						437		10.2	10	9.9	9.7		4007GFX (x8)	
K445X05	4.005						439							4007GFX (x8)	
K445X2	4.020						434							4022GFX (x8)	
K445X3	4.030						437							4032GFX (x8)	
K445X35	4.035						442							4037GFX (x8)	
K445X7	4.070						454							4072GFX (x8)	
K445X75	4.075						457							4072GFX (x8)	
K445X8	4.080						462							4082GFX (x8)	
K446X125	4.125	1.110	4.000	6.125	9.235	9.240	442	-18cc	10.4	10.2	10.1	10	S643 .927 x 2.250	4127GFX (x8)	LS1,2,3,6,92
K446X130	4.130						450							4132GFX (x8)	
K446X135	4.135						453							4137GFX (x8)	
K446X155	4.155						456							4158GFX (x8)	
K456XS	4.000	1.110	4.000	6.125	9.235	9.240	432	-20cc	9.7	9.6	9.5	9.3	S643 .927 x 2.250	4007GFX (x8)	LS1,2,3,6,92
K456X05	4.005						433							4007GFX (x8)	
K456X2	4.020						428							4022GFX (x8)	
K456X3	4.030						435							4032GFX (x8)	
K456X35	4.035						438							4037GFX (x8)	
K456X7	4.070						441							4072GFX (x8)	
K452X125	4.125	1.110	4.000	6.125	9.235	9.240	446	-20cc	10.2	10.1	10	9.8	S643 .927 x 2.250	4127GFX (x8)	LS1,2,3,6,7,92
K452X130	4.130						447							4132GFX (x8)	
K452X135	4.135						448							4137GFX (x8)	
K452X155	4.155						455							4158GFX (x8)	
K452X165	4.165						465							4168GFX (x8)	

CHEVROLET LSX

LS • 4.000” Stroke (CONTINUED)

- ArmorGlide® Skirt Coating
- Pin Upgrade Recommened over 700HP (Pin P/N S718)
- .150” wall pin & Spirolox®
- Anti-detonation & pressure seal grooves
- 2618 High Strength Alloy
- C/R at 0 deck with .051” gasket

LS • 4.000” Stroker • NA/Boost/Nitrous • .927” Pin

• Premium 1.2mm, 1.2mm, 3.0mm GFX Rings Included

Kit Part #	Bore	Comp. Ht.	Stroke	Rod	0 Deck at	Std. Deck Ht.	Avg. Wt.	Volume	Compression Ratio At: 65cc	66cc	68cc	70cc	Pin Part # (Included)	Ringset (Included)	Valve Pocket
.927” Pin Diameter, designed for use with aftermarket rod															
K443X125	4.125	1.140	4.000	6.125	9.240	9.240	446	-23cc	10	9.8	9.7	9.6	S643 .927 x 2.250	4127GFX (x8)	LS1,2,3,6,7,92
K443X155	4.155						458							4158GFX (x8)	
K443X200	4.200						463							4203GFM (x8)	
K0035X125	4.125	1.110	4.000	6.125	9.235	9.240	444	-25cc	9.6	9.4	9.3	9.2	S643 .927 x 2.250	4127GFX (x8)	LS1,2,3,6,92
K0035X130	4.130						445							4132GFX (x8)	
K0035X135	4.135						447							4137GFX (x8)	
K0035X155	4.155						455							4158GFX (x8)	
K396X3903	3.903	1.115	4.000	6.125	9.235	9.240	415	-32cc	8.3	8.2	8.1	8	S643 .927 x 2.250	3905GFX (x8)	LS1,2,3,6,92
K396XS	4.000						432		8.8	8.7	8.6	8.5		4007GFX (x8)	
K396X05	4.005						431							4007GFX (x8)	
K396X3	4.030						445							4032GFX (x8)	
K396X7	4.070						460							4072GFX (x8)	
K397X100	4.100	1.115	4.000	6.125	9.235	9.240	420	-32cc	9.1	8.9	8.8	8.7	S643 .927 x 2.250	4102GFX (x8)	LS1,2,3,6,7,92
K397X125	4.125						430							4127GFX (x8)	
K397X130	4.130						450							4132GFX (x8)	
K397X135	4.135						450							4137GFX (x8)	
K397X155	4.155						460							4158GFX (x8)	

Optional K1 Rod for LS Series: 6.098” Part # 012AE25610
Optional K1 Rod for LS Series: 6.125” Part # 012AE25613
Optional K1 Rod for LS Series: 6.125” Part # 012AE25613ST (4.000” + Stroker rod)
* Add -24 or -58 to LS Part Number to indicate 24 or 58 Tooth Reluctor Ring



CHEVROLET LSX

LS • 4.100/4.125” Stroker

- ArmorGlide® Skirt Coating
- Pin Upgrade Recommened over 700HP (Pin P/N S718)
- .150” wall pin & Spirolox®
- Anti-detonation & pressure seal grooves
- 2618 High Strength Alloy

LS • 4.100/4.125” Stroker • NA/Boost/Nitrous • .927” Pin

Kit Part #	Bore	Comp. Ht.	Stroke	Rod	0 Deck at	Std. Deck Ht.	Avg. Wt.	Volume	Compression Ratio At: 65cc	66cc	68cc	70cc	Pin Part # (Included)	Ringset (Included)	Valve Pocket
.927” Pin Diameter, designed for use with aftermarket rod															
K451X3903	3.903	1.050	4.000 4.125	6.125	9.225 9.237	9.240	420	3cc	12.2	11.9	11.7	11.4	S643 .927 x 2.250	3905GFX (x8)	LS1,2,3,6,92
K451XS	4.000						457		12.8	12.5	12.3	12		4007GFX (x8)	
K451X05	4.005						458							4007GFX (x8)	
K451X3	4.030						466							4032GFX (x8)	
K451X7	4.070						472							4072GFX (x8)	
K462X125	4.125	1.050	4.000 4.125	6.125	9.225 9.237	9.240	463	-2.8cc	12.4	12.1	12	11.7	S643 .927 x 2.250	4127GFX (x8)	LS1,2,3,6,7,92
K462X130	4.130						468							4132GFX (x8)	
K462X155	4.155						478							4158GFX (x8)	
K462X185	4.185						490		13	12.7	12.5	12.2		4188GFM (x8)	
K462X200	4.200						480							4203GFM (x8)	
K450X3903	3.903	1.050	4.000 4.125	6.125	9.225 9.237	9.240	423	-11cc	10.3	10.1	10	9.8	S643 .927 x 2.250	3905GFX (x8)	LS1,2,3,6,92
K450XS	4.000						418		11	10.8	10.7	10.5		4007GFX (x8)	
K450X05	4.005						420							4007GFX (x8)	
K450X3	4.030						429							4032GFX (x8)	
K450X7	4.070						430							4072GFX (x8)	
K454X3903	3.903	1.050	4.000 4.125	6.125	9.225 9.237	9.240		-14cc	10	9.8	9.8	9.5	S643 .927 x 2.250	3905GFX (x8)	LS1,2,3,6,92
K454XS	4.000						423		10.7	10.5	10.3	10		4007GFX (x8)	
K454X05	4.005						420							4007GFX (x8)	
K454X3	4.030						435							4032GFX (x8)	
K454X7	4.070						435							4072GFX (x8)	
K455X125	4.125	1.050	4.000 4.125	6.125	9.225 9.237	9.240	425	-22cc	10.4	10.2	10.1	10	S643 .927 x 2.250	4127GFX (x8)	LS1,2,3,6,7,92
K455X155	4.155						440							4158GFX (x8)	
K449X05	4.005	1.050	4.000 4.125	6.125	9.225 9.237	9.240	406	-30cc	9.2	9.1	9	8.8	S643 .927 x 2.250	4007GFX (x8)	LS1,2,3,6,92
K449X3	4.030						414							4032GFX (x8)	
K449X7	4.070						425							4072GFX (x8)	

Optional K1 Rod for LS Series: 6.125” Part # 012AE25613 (4.000” + Stroker rod)
K1 Crank for LS Series: 4.100” Stroke Part # 012FAE410__*
K1 Crank for LS Series: 4.125” Stroke Part # 012FAE413__*
* Add -24 or -58 to LS Part Number to indicate 24 or 58 Tooth Reluctor Ring

CHEVROLET SMALL BLOCK

305 Sprint Flat Top

- ArmorGlide® Skirt Coating
- Lateral Gas Ports
- 4032 Low Expansion Alloy
- .160" Top Ring Land / Int. 225" / Exh .150"
- .150" wall pin & round wire locks
- Anti-detonation & pressure seal grooves
- 1.5mm, 1.5mm, 3.0mm Rings Sold Separately
- C/R at 0 deck with .040" gasket

305 Sprint Flat Top

Piston designed for circle track use.

Kit Part #	Bore	Comp. Ht.	Stroke	Rod	0 Deck at	Std. Deck Ht.	Avg. Wt.	Volume	Compression Ratio At: 54cc	58cc	62cc	66cc	Pin Part # (Included)	Ringset (Sold Separately)	Skirt Type
K0136X3	3.766	1.550	3.480	5.700	8.990	9.025	393	-3cc	10.8	10.3	9.8	9.3	S594 .927 x 2.250	3766GNX	Strutted
K0136X6	3.796						404							3796GNX	
K0137X3	3.766	1.250	3.480	6.000	8.990	9.025	349	-3cc	10.8	10.3	9.8	9.3	S594 .927 x 2.250	3766GNX	Strutted
K0137X6	3.796						358							3796GNX	

350 21°- 23° Two Barrel Flat Top

- ArmorGlide® Skirt Coating
- Lateral Gas Ports
- 4032 Low Expansion Alloy
- .160" Top Ring Land / Int. 225" / Exh .150"
- .150" wall pin & round wire locks
- Anti-detonation & pressure seal grooves
- .043", .043", 3.0mm Rings Sold Separately
- C/R at 0 deck with .040" gasket

350 21° - 23° Two Barrel Flat Top

Piston designed for two barrel, circle track use.

Kit Part #	Bore	Comp. Ht.	Stroke	Rod	0 Deck at	Std. Deck Ht.	Avg. Wt.	Volume	Compression Ratio At: 58cc	62cc	66cc	70cc	Pin Part # (Included)	Ringset (Sold Separately)	Skirt Type
K0097B2	4.020	1.550	3.480	5.700	8.990	9.025	408	-1.7cc	11.3	10.7	10.2	9.7	S594 .927 x 2.250	JG7708-4020-5	Strutted
K0097B3	4.030						411							JG7708-4030-5	
K0097B35	4.035						413							JG7708-4030-5	
K0097B4	4.040						415							JG7708-4040-5	
K0097B6	4.060						420							JG7708-4060-5	
K0098B2	4.020	1.250	3.480	6.000	9.000	9.025		-1.7cc	11.3	10.7	10.2	9.7	S594 .927 x 2.250	JG7708-4020-5	Strutted
K0098B3	4.030													JG7708-4030-5	
K0098B35	4.035													JG7708-4030-5	
K0098B4	4.040													JG7708-4040-5	
K0098B6	4.060													JG7708-4060-5	
K0099B2	4.020	1.125	3.480	6.125	8.990	9.025		-1.7cc	11.200	10.700	10.200	9.700	S594 .927 x 2.250	JG7708-4020-5	Strutted
K0099B3	4.030													JG7708-4030-5	
K0099B35	4.035													JG7708-4030-5	
K0099B4	4.040		3.750	6.000	9.000				12.100	11.300	11.100	10.500		JG7708-4040-5	
K0099B6	4.060													JG7708-4060-5	

CHEVROLET SMALL BLOCK

350 21°-23° PRO Late Model Flat Top

- ArmorGlide® Skirt Coating
- Lateral Gas Ports
- 2618 High Strength Alloy
- .160" Top Ring Land / Int. .300" / Exh. SP
- .150" wall pin & round wire locks
- Anti-detonation & pressure seal grooves
- .043", .043", 3.0mm Rings Sold Separately
- C/R at 0 deck with .040" gasket

350 21°-23° PRO Late Model Flat Top

Piston designed for four barrel, circle track or Street/Strip use

Kit Part #	Bore	Comp. Ht.	Stroke	Rod	0 Deck at	Std. Deck Ht.	Avg. Wt.	Volume	Compression Ratio At: 58cc	62cc	66cc	70cc	Pin Part # (Included)	Ringset (Included)	Skirt Type
K0094B2	4.020	1.550	3.480	5.700	8.990	9.025	417	-5cc	11.3	10.7	10.2	9.7	S594 .927 x 2.250	JG7708-4020-5	Strutted
K0094B3	4.030						420							JG7708-4030-5	
K0094B35	4.035						423							JG7708-4030-5	
K0094B4	4.040						426							JG7708-4040-5	
K0094B6	4.060						430							JG7708-4060-5	
K0095B2	4.020	1.250	3.480	6.000	9.000	9.025	372	-5cc	11.3	10.7	10.2	9.7	S594 .927 x 2.250	JG7708-4020-5	Strutted
K0095B3	4.030						375							JG7708-4030-5	
K0095B35	4.035						377							JG7708-4030-5	
K0095B4	4.040						378							JG7708-4040-5	
K0095B6	4.060						384							JG7708-4060-5	
K0096B2	4.020	1.125	3.750	6.000	9.000	9.025	354	-5cc	12.1:1	11.4:1	10.9:1	10.4:1	S594 .927 x 2.250	JG7708-4020-5	Strutted
K0096B3	4.030						358							JG7708-4030-5	
K0096B35	4.035						359							JG7708-4030-5	
K0096B4	4.040						360							JG7708-4040-5	
K0096B6	4.060						365							JG7708-4060-5	
K0096B125	4.125								12.5:1	11.9:1	11.3:1	10.9:1		JG7708-4125-5	
K0096B135	4.135													JG7708-4135-5	
K0096B155	4.155													JG7708-4155-5	
K105B3	4.030	1.065	6.875	6.000	9.000	9.025		-5cc	12.4:1	11.8:1	11.2:1	10.7:1	S594 .927 x 2.250	JG7708-4030-5	Strutted
K105B4	4.040													JG7708-4040-5	
K105B6	4.060													JG7708-4060-5	
K105B125	4.125								13.1:1	12.4:1	11.9:1	11.3:1		JG7708-4125-5	
K105B155	4.155													JG7708-4155-5	

350 23° Flat Top • Strutted High Strength

- ArmorGlide® Skirt Coating
- Lateral Gas Ports
- Pin Upgrade Recommened over 700HP
- 2618 High Strength Alloy
- .250" Top Ring Land / Int. .320" / Exh. .250"
- C/R at 0 deck with .040" gasket
- .150" wall pin & Spirolox® Anti-detonation & pressure seal grooves
- Premium 1.2mm, 1.2mm, 3.0mm GFX Rings Included

350 23° Flat Top • Strutted High Strength

Pistons designed for high performance street / drag race

Kit Part #	Bore	Comp. Ht.	Stroke	Rod	0 Deck at	Std. Deck Ht.	Avg. Wt.	Volume	Compression Ratio At: 58cc	62cc	66cc	70cc	Pin Part # (Included)	Ringset (Included)	Skirt Type
K0003X2	4.020	1.550	3.480	5.700	8.990	9.025	433	-5.7cc	11.1	10.6	10.1	9.7	S643 .927 x 2.250	4022GFX	Strutted
K0003X3	4.030						447							4032GFX	
K0003X4	4.040						449							4042GFX	
K0003X5	4.050						451							4052GFX	
K0003X6	4.060						456							4062GFX	
K0002X2	4.020	1.250	3.480	6.000	8.990	9.025	399	-5.7cc	11.1	10.6	10.1	9.7	S643 .927 x 2.250	4022GFX	Strutted
K0002X3	4.030						405							4032GFX	
K0002X4	4.040						407							4042GFX	
K0002X5	4.050						410							4052GFX	
K0002X6	4.060						415							4062GFX	
.200" Top Ring Land Thickness on 1.125" CH															
K0001X2	4.020	1.125	3.480 3.750	6.125 6.000	8.990 9.000	9.025	380	-5.7cc	11.100 12.000	10.600 11.200	10.100 11.000	9.600 10.400	S643 .927 x 2.250	4022GFX	Strutted
K0001X3	4.030						387							4032GFX	
K0001X4	4.040						390							4042GFX	
K0001X5	4.050						392							4052GFX	
K0001X6	4.060						394							4062GFX	

CHEVROLET SMALL BLOCK

350 23° Blower / Turbo Dish

- Designed for forced induction
- Pin Upgrade Recommened over 700HP
- ArmorGlide® Skirt Coating
- .280" Top Ring Land / Int. .280" / Exh. .200"
- 2618 High Strength Alloy
- Anti-detonation & pressure seal grooves
- .150" wall pin & Spirolox®
- C/R at 0 deck with .040" gasket
- 1/16", 1/16", 3/16" Rings Sold Separately

350 23° Blower / Turbo Dish

Pistons designed for high performance street / drag race

Kit Part #	Bore	Comp. Ht.	Stroke	Rod	0 Deck at	Std. Deck Ht.	Avg. Wt.	Volume	Compression Ratio At: 58cc	62cc	66cc	70cc	Pin Part # (Included)	Ringset (Sold Separately)	Skirt Type
K0066A3	4.030	1.250	3.480	6.000	9.000	9.025	452	-20cc	9.4	8.9	8.4	8.2	S643 .927 x 2.250	J100F8-4030-5	Strutted
K0066A35	4.035						454							J100F8-4030-5	
K0066A4	4.040						456							J100F8-4040-5	
K0066A6	4.060						460							J100F8-4060-5	
K0067A3	4.030	1.125	3.750	6.000	9.000	9.025	427	-29cc	9.2	8.7	8.2	8.0	S643 .927 x 2.250	J100F8-4030-5	Strutted
K0067A35	4.035						424							J100F8-4030-5	
K0067A4	4.040						419							J100F8-4040-5	
K0067A6	4.060													J100F8-4060-5	
.250" Top Ring Land Thickness on 1.062" Comp. height															
K0068A3	4.030	1.062	3.875	6.000	9.000	9.025		-32cc	9.2	8.7	8.3	8.1	S643 .927 x 2.250	J100F8-4030-5	Strutted
K0068A35	4.035													J100F8-4030-5	
K0068A4	4.040													J100F8-4040-5	
K0068A6	4.060													J100F8-4060-5	
• .260" Top Ring Land Thickness on 1.000" Comp. height															
K0069A3	4.030	1.000	4.000	6.000	9.000	9.025		-36cc	9.2	8.7	8.3	8.1	S643 .927 x 2.250	J100F8-4030-5	Strutted
K0069A35	4.035													J100F8-4030-5	
K0069A4	4.040													J100F8-4040-5	
K0069A6	4.060													J100F8-4060-5	

360 Sprint Car • Brodix® 11X ASCS Head

- ArmorGlide® Skirt Coating
- Lateral Gas Ports
- Contoured Dome & Valve Pockets
- 2618 High Strength Alloy
- Int. .320" / Exh. .220"
- C/R at 0 deck with .040" gasket
- .155" wall pin & round wire locks
- Anti-detonation & pressure seal grooves
- Premium 1.2mm, 1.2mm, 3.0mm GFX Rings Included

360 Sprint Car • Brodix® 11X ASCS Head

Piston designed for 360 Sprint Car or Street/Strip use

Kit Part #	Bore	Comp. Ht.	Stroke	Rod	0 Deck at	Std. Deck Ht.	Avg. Wt.	Volume	Compression Ratio At: 58cc	62cc	66cc	70cc	Pin Part # (Included)	Ringset (Included)	Skirt Type
K0138X2	4.020	1.250	3.480	6.000	8.990	9.025		15cc	15.2	14.2	13.1	12.5	S795 .927 x 2.750	4022GFX	Slab Sided
K0138X3	4.030													4032GFX	
K0138X35	4.035													4037GFX	
K0138X4	4.040													4042GFX	
K0138X6	4.060													4062GFX	
K0139X2	4.020	1.225	3.550	6.000	9.000	9.025		15cc	15.5	14.5	13.3	12.7	S795 .927 x 2.750	4022GFX	Slab Sided
K0139X3	4.030													4032GFX	
K0139X35	4.035													4037GFX	
K0139X4	4.040													4042GFX	
K0139X6	4.060													4062GFX	

CHEVROLET SMALL BLOCK

350 23° Hollow Dome • Strutted High Strength

- ArmorGlide® Skirt Coating
- Lateral Gas Ports
- Pin Upgrade Recommened over 700HP
- 2618 High Strength Alloy
- .240" Top Ring Land / Int. .310" / Exh. .235"
- C/R at 0 deck with .040" gasket
- .150" wall pin & Spirolox®
- Anti-detonation & pressure seal grooves
- .043", .043", 3.0mm Rings Sold Separately

350 23° Hollow Dome • Strutted High Strength • "Lil Quick 16"

Piston designed for four barrel, circle track or Street/Strip use

Kit Part #	Bore	Comp. Ht.	Stroke	Rod	0 Deck at	Std. Deck Ht.	Avg. Wt.	Volume	Compression Ratio At: 58cc	62cc	66cc	70cc	Pin Part # (Included)	Ringset (Sold Separately)	Skirt Type
K0127B3	4.030	1.550	3.480	5.700	8.990	9.025	525	13.5cc	15.2	14.2	13.3	12.5	S424 .927 x 2.500	JG7708-4030-5	Strutted
K0127B35	4.035						527							JG7708-4030-5	
K0127B4	4.040						529							JG7708-4040-5	
K0127B6	4.060						536							JG7708-4060-5	
K0128B3	4.030	1.250	3.480	6.000	9.000	9.025	473	13.5cc	15.2	14.2	13.3	12.5	S424 .927 x 2.500	JG7708-4030-5	Strutted
K0128B35	4.035						478							JG7708-4030-5	
K0128B4	4.040						480							JG7708-4040-5	
K0128B6	4.060						486							JG7708-4060-5	
K0129B3	4.030	1.125	3.480	6.125	8.990	9.025	450	13.5cc	15.200	14.200	13.300	12.500	S424 .927 x 2.500	JG7708-4030-5	Strutted
K0129B35	4.035						455							JG7708-4030-5	
K0129B4	4.040		3.750	6.000	9.000		458		16.300	15.200	14.200	13.400		JG7708-4040-5	
K0129B6	4.060						462							JG7708-4060-5	
K0130B3	4.030	1.062	3.875	6.000	9.000	9.025	441	13.5cc	16.7	15.6	14.6	13.8	S424 .927 x 2.500	JG7708-4030-5	Strutted
K0130B35	4.035						443							JG7708-4030-5	
K0130B4	4.040						445							JG7708-4040-5	
K0130B6	4.060						451							JG7708-4060-5	

400 23° Blower / Turbo Dish

- Designed for forced induction
- Pin Upgrade Recommened over 700HP
- ArmorGlide® Skirt Coating
- Int. .280" / Exh. .200"
- 2618 High Strength Alloy
- Anti-detonation & pressure seal grooves
- .150" wall pin & Spirolox®
- C/R at 0 deck with .040" gasket
- 1/16", 1/16", 3/16" Rings Sold Separately

400 23° Blower / Turbo Dish

Pistons designed for high performance street / drag race

Kit Part #	Bore	Comp. Ht.	Stroke	Rod	0 Deck at	Std. Deck Ht.	Avg. Wt.	Volume	Compression Ratio At: 58cc	64cc	70cc	74cc	Pin Part # (Included)	Ringset (Sold Separately)	Skirt Type
K0070A125	4.125	1.125	3.750	6.000	9.000	9.025	463	-32cc	9.4	8.9	8.5	8.2	S424 .927 x 2.500	J100F8-4125-5	Strutted
K0070A155	4.155						476							J100F8-4155-5	
K0070A165	4.165						478							J100F8-4165-5	
K0071A125	4.125	1.062	3.875	6.000	9.000	9.025	418	-36cc	9.4	8.9	8.5	8.2	S424 .927 x 2.500	J100F8-4125-5	Strutted
K0071A155	4.155						427							J100F8-4155-5	
K0071A165	4.165						432							J100F8-4165-5	
.220" Top Ring Land Thickness on 1.000" CH															
K0072A125	4.125	1.000	4.000	6.000	9.000	9.025	388	-38cc	9.5	9.0	8.6	8.3	S424 .927 x 2.500	J100F8-4125-5	Strutted
K0072A155	4.155						394							J100F8-4155-5	
K0072A165	4.165						398							J100F8-4165-5	

CHEVROLET SMALL BLOCK

400 18° Solid Dome • Strutted High Strength • "Lil Quick 16"

- ArmorGlide® Skirt Coating
- Lateral Gas Ports
- Radiused Valve Pockets and CNC Race-ready Domes
- 2618 High Strength Alloy
- Int. .290" / Exh. .260"
- C/R at 0 deck with .040" gasket
- .150" Tapered wall tool steel pin & Spirolox®
- Anti-detonation & pressure seal grooves
- .043", .043", 3.0mm Rings Sold Separately

400 18° Solid Dome • Strutted High Strength • "Lil Quick 16"

Pistons designed for high performance street / drag race

Kit Part #	Bore	Comp. Ht.	Stroke	Rod	0 Deck at	Std. Deck Ht.	Avg. Wt.	Volume	Compression Ratio At: 45cc	52cc	54cc	65cc	Pin Part # (Included)	Ringset (Sold Separately)	Skirt Type
K0031BS	4.125	1.120	3.750	6.000	8.995	9.025	476	3cc	15.5	13.9	13.5	11.7	S699 .927 x 2.500	JG7708-4125-5	Strutted
K0031B05	4.130						478							JG7708-4125-5	
K0031B1	4.135						476							JG7708-4135-5	
K0031B15	4.140						480							JG7708-4135-5	
K0031B2	4.145						482							JG7708-4145-5	
K0031B3	4.155						484							JG7708-4155-5	
K0031B4	4.165						486							JG7708-4165-5	
K0031B6	4.185						492							JG7708-4185-5	
K0030BS	4.125	1.065	3.875	6.000	9.000	9.025	457	3cc	16.2	14.6	14.1	12.3	S699 .927 x 2.500	JG7708-4125-5	Strutted
K0030B05	4.130						460							JG7708-4125-5	
K0030B1	4.135						462							JG7708-4135-5	
K0030B15	4.140						465							JG7708-4135-5	
K0030B2	4.145						467							JG7708-4145-5	
K0030B3	4.155						468							JG7708-4155-5	
K0030B4	4.165						470							JG7708-4165-5	
K0030B6	4.185						474							JG7708-4185-5	
K0029BS	4.125	1.000	4.000	6.000	9.000	9.025	443	3cc	16.7	15.0	14.6	12.6	S699 .927 x 2.500	JG7708-4125-5	Strutted
K0029B05	4.130						446							JG7708-4125-5	
K0029B1	4.135						448							JG7708-4135-5	
K0029B15	4.140						449							JG7708-4135-5	
K0029B2	4.145						446							JG7708-4145-5	
K0029B3	4.155						452							JG7708-4155-5	
K0029B4	4.165						453							JG7708-4165-5	
K0029B6	4.185						458							JG7708-4185-5	

400 23° Hollow Dome • Strutted High Strength • "Lil Quick 16"

- ArmorGlide® Skirt Coating
- Lateral Gas Ports
- Radiused Valve Pockets and CNC Race-ready Domes
- 2618 High Strength Alloy
- Int. .325" / Exh. .250" (except K0033 .310" Int.)
- Pin Upgrade Recommened over 700HP
- .150" wall pin & Spirolox®
- Anti-detonation & pressure seal grooves
- C/R at 0 deck with .040" gasket
- .043", .043", 3.0mm Rings Sold Separately

400 23° Hollow Dome • Strutted High Strength • "Lil Quick 16"

Pistons designed for high performance street /drag race

Kit Part #	Bore	Comp. Ht.	Stroke	Rod	0 Deck at	Std. Deck Ht.	Avg. Wt.	Volume	Compression Ratio At: 58cc	62cc	67cc	76cc	Pin Part # (Included)	Ringset (Sold Separately)	Skirt Type
K0033BS	4.125	1.120	3.750	6.000	8.995	9.025	499	13.5cc	14.8	14.0	13.0	11.6	S424 .927 x 2.500	JG7708-4125-5	Strutted
K0033B05	4.130						500							JG7708-4125-5	
K0033B15	4.140						500							JG7708-4135-5	
K0033B2	4.145						499							JG7708-4135-5	
K0033B3	4.155						507							JG7708-4155-5	
K0033B4	4.165						508							JG7708-4165-5	
K0033B6	4.185						514							JG7708-4185-5	
K0034BS	4.125	1.060	3.875	6.000	8.998	9.025	477	12cc	15.1	14.2	13.3	11.9	S424 .927 x 2.500	JG7708-4125-5	Strutted
K0034B05	4.130						480							JG7708-4125-5	
K0034B15	4.140						483							JG7708-4135-5	
K0034B2	4.145						486							JG7708-4135-5	
K0034B3	4.155						485							JG7708-4155-5	
K0034B4	4.165						469							JG7708-4165-5	
K0034B6	4.185						475							JG7708-4185-5	
K0032BS	4.125	1.000	4.000	6.000	9.000	9.025	458	10cc	15.2	14.3	13.4	12.0	S424 .927 x 2.500	JG7708-4125-5	Strutted
K0032B05	4.130						460							JG7708-4125-5	
K0032B15	4.140						461							JG7708-4135-5	
K0032B2	4.145						462							JG7708-4135-5	
K0032B3	4.155						465							JG7708-4155-5	
K0032B4	4.165						469							JG7708-4165-5	
K0032B6	4.185						475							JG7708-4185-5	

CHEVROLET BIG BLOCK

Chevrolet Big Block • Open Chamber • 24° Conventional Head

- Designed for forced induction
- 1/16", 1/16", 3/16" Rings Sold Separately
- ArmorGlide® Skirt Coating
- .320" Top Ring Land / Int. .320"
- 2618 High Strength Alloy
- Anti-detonation & pressure seal grooves
- .180" Pin & Double Spirolox®
- C/R at 0 deck with .040" gasket

BBC • Turbo / Marine / Supercharger • Reverse Dome

Pistons designed for high performance Street / Drag / Marine

Kit Part #	Bore	Comp. Ht.	Stroke	Rod	0 Deck at	Std. Deck Ht.	Avg. Wt.	Volume	Compression Ratio At: 107cc	114cc	119cc	123cc	Pin Part # (Included)	Ringset (Sold Separately)	Skirt Type
K0131A6	4.310	1.520	4.250	6.135	9.780	9.800	635	-9cc	9.0	8.6	8.4	8.2	S462 .990 x 2.930	J820F8-4310-5	Strutted
K0131A7	4.320						640							J100F8-4320-5	
K0132AS	4.500	1.520	4.250	6.135	9.780	9.800	652	-19cc	9.2	8.8	8.5	8.3	S462 .990 x 2.930	J820F8-4500-5	Strutted
K0132A3	4.530						663							J820F8-4530-5	
K0132A6	4.560						674							J820H8-4560-5	
K0132A100	4.600						690							J820S8-4600-5	
K0133AS	4.500	1.395	4.500	6.535	10.180	10.200		-28cc	9.2	8.8	8.5	8.3	S462 .990 x 2.930	J820F8-4500-5	Strutted
K0133A3	4.530													J820F8-4530-5	
K0133A6	4.560													J820H8-4560-5	
K0133A100	4.600													J820S8-4600-5	
K0134A3	4.280	1.270	4.250	6.385	9.780	9.800	577	-7cc	9.2	8.8	8.5	8.3	S462 .990 x 2.930	J820F8-4280-5	Strutted
K0134A6	4.310						592							J820F8-4310-5	
K0134A7	4.320						596							J100F8-4320-5	
K0135AS	4.500	1.270	4.250	6.385	9.780	9.800	586	-19cc	9.2	8.8	8.5	8.3	S462 .990 x 2.930	J820F8-4500-5	Strutted
K0135A3	4.530						598							J820F8-4530-5	
K0135A6	4.560						616							J820H8-4560-5	
K0135A100	4.600		4.250	6.800	10.195	10.200	630							J820S8-4600-5	

CHEVROLET BIG BLOCK

Chevrolet Big Block • Open Chamber • 24° Conventional Head

- Designed to use with Nitrous/Full round forging
- Vertical Gas Ports
- 2618 High Strength Alloy
- Anti-detonation & pressure seal grooves
- .180" Toolsteel pin & Double Spirolox®
- C/R at 0 deck with .040" gasket
- .043", 1/16", 3/16" Rings Sold Separately
- CNC Racde-ready Domes

BBC • Hollow Dome • Light Weight Drag

Pistons designed for high performance Street & Drag Race

Kit Part #	Bore	Comp. Ht.	Stroke	Rod	0 Deck at	Std. Deck Ht.	Avg. Wt.	Volume	Compression Ratio At: 110cc	114cc	119cc	123cc	Pin Part # (Included)	Ringset (Sold Separately)	Skirt Type
*48.4cc Dome will not fit Dart Pro 1 **															
K238A6	4.310		4.25 4.250	6.385 6.800	9.78 10.195	9.8 10.200	550	48.4cc* Hollow	14.8	14.1	13.3	12.7	S460 .990 x 2.930	J100F8-4310-5	Full Round
K241A6	4.310	1.120	4.25 4.375	6.535 6.480	9.78 9.787	9.8 10.200	517	48.4cc* Hollow	14.8 15.400	14.1 14.7	13.3 13.8	12.7 13.2	S460 .990 x 2.930	J100F8-4310-5	Full Round
K241A100	4.350		4.5 4.750	6.8 6.700	10.17 10.195	10.2 10.200	525		15.8 16.700	15 15.8	14.2 15.0	13.6 14.3		J100F8-4350-5	
K243AS	4.500	1.120	4.25 4.375	6.535 6.480	9.78 9.787	9.8 10.200	571	48.4cc* Hollow	15 15.700	14.2 15.0	13.5 14.2	13 13.7	S460 .990 x 2.930	J100F8-4500-5	Full Round
K243A3	4.530						581							J100F8-4530-5	
K243A6	4.560		4.5 4.750	6.8 6.700	10.17 10.195	10.2 10.200	589		16.6 17.200	15.8 16.40	15.0 15.5	14.4 14.9		J100H8-4560-5	
K243A100	4.600						595							J100L8-4600-5	
K243A125	4.625							42	16.5 17.4	15.8 16.6	15.0 15.7	14.4 15.1		J10008-4625-5	

Chevrolet Big Block • Open Chamber • 24° Conventional Head

- Designed to use with Nitrous/Full round forging
- Vertical Gas Ports
- 2618 High Strength Alloy
- Anti-detonation & pressure seal grooves
- .180" Toolsteel pin & Double Spirolox®
- C/R at 0 deck with .040" gasket
- .043", 1/16", 3/16" Rings Sold Separately
- CNC Racde-ready Domes

BBC • Hollow Dome • Nitrous

Pistons designed for high performance Street & Drag Race

Kit Part #	Bore	Comp. Ht.	Stroke	Rod	0 Deck at	Std. Deck Ht.	Avg. Wt.	Volume	Compression Ratio At: 110cc	114cc	119cc	123cc	Pin Part # (Included)	Ringset (Sold Separately)	Skirt Type
K426BS	4.500	1.270	4.250 4.250	6.385 6.800	9.780 10.195	9.800 10.200	635	38cc Hollow	14.5	13.9	13.2	12.7	S726 .990 x 2.930	JG86F8-4500-5	Full Round
K426B6	4.560						649							JG86F8-4560-5	
K426B100	4.600						670							JG86F8-4600-5	
K426B110	4.610						675							JG86H8-4610-5	
K426B125	4.625						684							JG86S8-4625-5	
K427B100	4.600	1.120	4.250 4.375	6.535 6.480	9.780 9.787	9.800 9.800	623	38cc Hollow	14.500 14.900	13.900 14.300	13.200 13.500	12.700 13.000	S726 .990 x 2.930	JG86F8-4600-5	Full Round
K427B110	4.600						628							JG86H8-4610-5	
K427B125	4.625		4.500 4.750	6.800 6.700	10.170 10.195	10.200 10.200	633		15.300 16.000	14.600 15.400	14.000 14.600	13.400 14.100		JG86S8-4625-5	

CHEVROLET BIG BLOCK

Chevrolet • 454 Dome

- ArmorGlide® Skirt Coating
- Vertical Gas Ports (Excludes *K0243 Series)
- 2618 High Strength Alloy
- .310" Top Ring Land / Int. .320" / Exh. +.120"
- .150" wall pin & Double Spirolox®
- Anti-detonation & pressure seal grooves
- 1/16", 1/16", 3/16" Rings Sold Separately
- C/R at 0 deck with .040" gasket

BBC • Dome • 396/ 427/ 454/ 502 Series

Pistons designed for high performance Street / Drag

Kit Part #	Bore	Comp. Ht.	Stroke	Rod	0 Deck at	Std. Deck Ht.	Avg. Wt.	Volume	Compression Ratio At: 96cc	102cc	118cc	121cc	Pin Part # (Included)	Ringset (Sold Separately)	Skirt Type
Dome is a closed chamber dome design															
K0238AS	4.125	1.760	3.766	6.135	9.780	9.800	665	15cc*	10.0	9.3	8.2	8.0	S460 .990 x 2.930	J100F8-4125-5	Slad Sided
K0238A3	4.155						678							J100F8-4155-5	
K0239A3	4.280	1.760	3.766	6.135	9.780	9.800	685	34cc	12.6	12.0	10.0	9.9	S460 .990 x 2.930	J100F8-4280-5	Slad Sided
K0239A6	4.310						694							J100F8-4310-5	
K0239A7	4.320						698							J100F8-4320-5	
K0239A100	4.350													J100F8-4350-5	
K0240A3	4.280	1.645	4.000	6.135	9.780	9.800	717	32cc*	13.2	12.4	10.5	10.3	S460 .990 x 2.930	J100F8-4280-5	Slad Sided
K0240A6	4.310													J100F8-4310-5	
K0240A7	4.320													J100F8-4320-5	
K0240A100	4.350													J100F8-4350-5	
K0241A3	4.280	1.395	4.000	6.385	9.780	9.800	666	32cc*	13.2	12.4	10.5	10.3	S460 .990 x 2.930	J100F8-4280-5	Slad Sided
K0241A6	4.310						677							J100F8-4310-5	
K0241A7	4.320						681							J100F8-4320-5	
K0241A100	4.350													J100F8-4350-5	
K0242A3	4.280	1.395	4.000	6.385	9.780	9.800	688	45cc	15.7	14.0	12.0	11.7	S460 .990 x 2.930	J100F8-4280-5	Slad Sided
K0242A6	4.310						694							J100F8-4310-5	
K0242A7	4.320													J100F8-4320-5	
K0242A100	4.350													J100F8-4350-5	
*K0243A3	4.280	1.270	4.250	6.385	9.780	9.800	626	25cc*	12.9	12.1	10.5	10.2	S460 .990 x 2.930	J100F8-4280-5	Slad Sided
*K0243A6	4.310						626							J100F8-4310-5	
*K0243A7	4.320						630							J100F8-4320-5	
*K0243A100	4.350													J100F8-4350-5	
K0244A3	4.280	1.270	4.250	6.385	9.780	9.800	650	45cc*	16.5	15.2	12.7	12.2	S460 .990 x 2.930	J100F8-4280-5	Slad Sided
K0244A6	4.310						662							J100F8-4310-5	
K0244A7	4.320						665							J100F8-4320-5	
K0244A100	4.350						682							J100F8-4350-5	
K0245AS	4.500	1.270	4.250	6.385	9.780	9.800	661	15cc*	12.6	11.9	10.5	10.2	S460 .990 x 2.930	J100F8-4500-5	Slad Sided
K0245A3	4.530						668							J100F8-4530-5	
K0245A6	4.560						680							J100F8-4560-5	
K0245A100	4.600													J100F8-4600-5	



QUICK 16 SERIES

Wiseco Quick 16 Pistons are designed to fit conventional heads from today's leading manufacturers.

Wiseco Quick 16 pistons are designed to allow for additional fly cutting as necessary. Domes that can be cut to a lower rise to tune volume for different combustion chamber volumes. Every 2.76 grams off dome/valve pockets = 1cc volume.

- New skirt coatings use Wiseco's proprietary ArmorGlide material (Superior to graphite or Teflon based formulas). Benefits include - longer engine life, increased horsepower, noise reduction, and much tighter dimensional tolerances than typical spray-on coatings. Controlled curing processes guarantee the best possible results.
- Designed from input from today's leading edge engine builders and Pro Stock technology to fill the demands of today's big-valve, big-cubic-inch Sportsman Series engines.
- Configured to maintain proper flame travel and desired compression ratios needed for today's extreme horsepower engines and exotic fuels.
- Generous valve pockets for all popular heads and high-lift cams.
- With the ability to produce dedicated forgings in house, Wiseco is able to design pistons with the lightweight and extreme durability that is expected in a modern-day race engine. Fortified pin bosses, maximized ring lands, dedicated skirt shape designs to minimize piston rock, and reinforced deck and pockets, all add up to handle the shock loads of modern-day power adders.
- Vertical Gas Ports located away from valve pockets.
- Oil reservoir below drain backs allow the lower rail to act more efficiently for optimal oil control.
- Ring packages incorporated to handle the highest cylinder pressures and temperatures.
- In stock availability of kits and singles keeps you racing all season.

CHEVROLET BIG BLOCK - QUICK 16 SERIES

Chevrolet Big Block • Quick 16 Series • 24° Conventional Head

- ArmorGlide® Skirt Coating
- Vertical Gas Ports
- 2618 High Strength Alloy
- Anti-detonation & pressure seal grooves
- .180" Toolsteel wall pin & Double Spirolox®
- C/R at 0 deck with .040" gasket
- .043", 1/16", 3/16" Rings Sold Separately

1st Gen • Semi-Hollow Dome • Gas Ported • ArmorGlide® Skirt Coating • .043 / 1/16 / 3/16

Pistons designed for high performance Street / Drag

Kit Part #	Bore	Comp. Ht.	Stroke	Rod	0 Deck at	Std. Deck Ht.	Avg. Wt.	Volume	Compression Ratio At: 107cc	114cc	119cc	123cc	Pin Part # (Included)	Ringset (Sold Separately)	Skirt Type
K481BS	4.500	1.270	4.250	6.385	9.780	9.800	650	45cc Semi-Hollow	15.9	14.7	14.0	13.4	S726 .990 x 2.930	JG86H8-4500-5	Strutted
K481B3	4.530						655							JG86H8-4530-5	
K481B6	4.560						652							JG86H8-4560-5	
K481B100	4.600						678							JG86L8-4600-5	
K481B105	4.605						678							JG86L8-4600-5	
K481B110	4.610						682							JG86H8-4610-5	
K481B125	4.625						685							JG86S8-4625-5	
K479BS	4.500	1.215	4.375	6.385	9.787	9.800	660	40cc Semi-Hollow	15.900	14.700	14.000	13.400	S726 .990 x 2.930	JG86H8-4500-5	Strutted
K479B3	4.530						667							JG86H8-4530-5	
K479B6	4.560						628							JG86H8-4560-5	
K479B100	4.600						646							JG86L8-4600-5	
K479B105	4.605						650							JG86L8-4600-5	
K479B110	4.610						649							JG86H8-4610-5	
K479B125	4.625						654							JG86S8-4625-5	
K478BS	4.500	1.120	4.250	6.535	9.780	9.800	600	42cc Semi-Hollow	15.8	14.6	13.9	13.3	S726 .990 x 2.930	JG86H8-4500-5	Strutted
K478B3	4.530						605							JG86H8-4530-5	
K478B6	4.560						615							JG86H8-4560-5	
K478B100	4.600		4.500	6.800	10.170	10.200	636		16.7	15.4	14.6	14.0		JG86L8-4600-5	
K478B105	4.605						632							JG86L8-4600-5	
K478B110	4.610						642							JG86H8-4610-5	
K478B125	4.625						645							JG86S8-4625-5	

CHEVROLET BIG BLOCK - QUICK 16 SERIES

Chevrolet Big Block • Quick 16 Series • 24° Conventional Head

- ArmorGlide® Skirt Coating
- Vertical Gas Ports
- 2618 High Strength Alloy
- Anti-detonation & pressure seal grooves
- .180" Toolsteel wall pin & Double Spirolox®
- C/R at 0 deck with .040" gasket
- .043", .043", 3.0mm Rings Sold Separately

1st Gen • Semi-Hollow Dome • Gas Ported • ArmorGlide® Skirt Coating • .043 /.043 / 3mm

Kit Part #	Bore	Comp. Ht.	Stroke	Rod	0 Deck at	Std. Deck Ht.	Avg. Wt.	Volume	Compression Ratio At: 107cc	114cc	119cc	123cc	Pin Part # (Included)	Ringset (Sold Separately)	Skirt Type
Pistons designed for high performance Street / Drag															
K0009BS	4.500	1.155	4.500	6.385	9.790	9.800	655	45cc Semi-Hollow	17.5	16.0	15.5	14.9	S726 .990 x 2.930	JG7708-4500-5	Strutted
K0009B3	4.530						667							JG7708-4530-5	
K0009B6	4.560						636							JG7708-4560-5	
K0009B100	4.600						644							JG7708-4600-5	
K0009B105	4.605						648							JG7708-4600-5	
K0009B110	4.610						654							JG7708-4610-5	
K0009B125	4.625						672							JG7708-4625-5	
K477BS	4.500	1.060	4.375	6.535	9.782	9.800	598	40cc Semi-Hollow	15.9	14.7	14.0	13.4	S726 .990 x 2.930	JG7708-4500-5	Strutted
K477B3	4.530						602							JG7708-4530-5	
K477B6	4.560						607							JG7708-4560-5	
K477B100	4.600						630							JG7708-4600-5	
K477B105	4.605						622							JG7708-4600-5	
K477B110	4.610						636							JG7708-4610-5	
K477B125	4.625						642							JG7708-4625-5	
Severe Duty Version of K478 (Power Adder!)															
K0006BS	4.500	1.120	4.250	6.535	9.780	9.800	618	42cc Semi-Hollow	15.800	14.600	13.900	13.300	S726 .990 x 2.930	JG7708-4500-5	Strutted
K0006B3	4.530						625							JG7708-4530-5	
K0006B6	4.560		4.375	6.480	9.787	9.800	631		16.300	15.000	14.200	13.700		JG7708-4560-5	
K0006B100	4.600						655							JG7708-4600-5	
K0006B105	4.605		4.500	6.800	10.170	10.200	664		16.700	15.400	14.600	14.000		JG7708-4600-5	
K0006B110	4.610						655							JG7708-4610-5	
K0006B125	4.625		4.750	6.700	10.195	10.200	661		17.600	16.200	15.400	14.600		JG7708-4625-5	

CHEVROLET BIG BLOCK - QUICK 16 SERIES

Chevrolet Big Block • Quick 16 Series • 24° Conventional Head

QUICK 16 SERIES

- ArmorGlide® Skirt Coating
- 2618 High Strength Alloy
- .180" Toolsteel wall pin & Double Spirolox®
- .043", .043", 3.0mm Rings Sold Separately
- Vertical Gas Ports
- Anti-detonation & pressure seal grooves
- C/R at 0 deck with .040" gasket

2nd Gen • Hollow Dome (Lightweight) • Gas Ported • ArmorGlide® Skirt Coating

Pistons designed for high performance Street / Drag

Kit Part #	Bore	Comp. Ht.	Stroke	Rod	0 Deck at	Std. Deck Ht.	Avg. Wt.	Volume	Compression Ratio At: 107cc	114cc	119cc	123cc	Pin Part # (Included)	Ringset (Sold Separately)	Skirt Type
K0025BS	4.500	1.270	4.250 4.250	6.385 6.800	9.780 10.125	9.800 10.200	675	48.7cc Hollow	-	15.6	14.7	14.1	S726 .990 x 2.930	JG7708-4500-5	Strutted
K0025B3	4.530						690							JG7708-4530-5	
K0025B6	4.560						675							JG7708-4560-5	
K0025B100	4.600						662							JG7708-4600-5	
K0025B105	4.605						672							JG7708-4600-5	
K0025B110	4.610						673							JG7708-4610-5	
K0025B125	4.625						675							JG7708-4625-5	
K0024BS	4.500	1.215	4.375	6.385	9.787	9.800	688	48.7cc Hollow	-	15.8	15.0	14.4	S726 .990 x 2.930	JG7708-4500-5	Strutted
K0024B3	4.530						685							JG7708-4530-5	
K0024B6	4.560						662							JG7708-4560-5	
K0024B100	4.600						648							JG7708-4600-5	
K0024B105	4.605						646							JG7708-4600-5	
K0024B110	4.610						658							JG7708-4610-5	
K0024B125	4.625						662							JG7708-4625-5	
K0023BS	4.500	1.120	4.250 4.375	6.535 6.480	9.780 9.787	9.800 9.800		48.7cc Hollow	-	15.100 15.900	14.300 15.000	13.700 14.400	S726 .990 x 2.930	JG7708-4500-5	Strutted
K0023B3	4.530													JG7708-4530-5	
K0023B6	4.560													JG7708-4560-5	
K0023B100	4.600	1.120	4.500 4.750	6.800 6.700	10.170 10.195	10.200 10.200	625			15.400 17.600	14.600 16.600	14.100 15.900		JG7708-4600-5	
K0023B105	4.605						617							JG7708-4600-5	
K0023B110	4.610						627							JG7708-4610-5	
K0023B125	4.625						636							JG7708-4625-5	
K0022BS	4.500	1.060	4.375	6.535	9.782	9.800		48.7cc Hollow	-	15.9	15.0	14.4	S726 .990 x 2.930	JG7708-4500-5	Strutted
K0022B3	4.530													JG7708-4530-5	
K0022B6	4.560													JG7708-4560-5	
K0022B100	4.600						607							JG7708-4600-5	
K0022B105	4.605						612							JG7708-4600-5	
K0022B110	4.610						613							JG7708-4610-5	
K0022B125	4.625						632							JG7708-4625-5	

CHEVROLET BIG BLOCK
QUICK 8 SERIES

Chevrolet Big Block • Quick 8 Series

- ArmorGlide® Skirt Coating
- 2618 High Strength Alloy
- .180” Toolsteel wall pin & Double Spirolox®
- .043”, .043”, 3.0mm Rings Sold Separately
- Vertical Gas Ports
- Int. .220” / Exh. .135”
- Anti-detonation & pressure seal grooves
- C/R at 0 deck with .040” gasket

12° - 14° Solid Dome • Nitrous • Gas Ported • ArmorGlide® Skirt Coating

Pistons designed for high performance Street / Drag

Kit Part #	Bore	Comp. Ht.	Stroke	Rod	0 Deck at	Std. Deck Ht.	Ring Land	Volume	Compression Ratio At: 61cc	63cc	67cc	80cc	Pin Part # (Included)	Ringset (Sold Separately)	Skirt Type
K490B100	4.600	1.215	4.375	6.385	9.788	9.800	Top .335 2nd .212	6cc Solid Dome -6cc Cut to FT	18.3 Dome 15.7 FT	17.8 Dome 15.4 FT	17.0 Dome 14.7 FT	14.6 Dome 13 FT	S726 .990 x 2.930	JG7708-4600-5	Strutted
K490B105	4.605													JG7708-4600-5	
K490B110	4.610													JG7708-4610-5	
K490B125	4.625													JG7708-4625-5	
K491B100	4.600	1.155	4.500	6.385	9.790	9.800	Top .305 2nd .182	4cc Solid Dome -6cc Cut to FT	18.3 Dome 16.2 FT	17.8 Dome 15.8 FT	17.0 Dome 15.1 FT	14.6 Dome 13.3 FT	S726 .990 x 2.930	JG7708-4600-5	Strutted
K491B105	4.605													JG7708-4600-5	
K491B110	4.610													JG7708-4610-5	
K491B125	4.625													JG7708-4625-5	
K493B100	4.600	1.120	4.250	6.535	9.780	9.800	Top .285 2nd .167	4cc Solid Dome -6cc Cut to FT	17.3 Dome 15.3 FT	16.9 Dome 15 FT	16 Dome 14.3 FT	13.9 Dome 12.6 FT	S726 .990 x 2.930	JG7708-4600-5	Strutted
K493B105	4.605	1.120	4.375	6.480	9.787	9.800	Top .285 2nd .167		17.8 Dome 15.7 FT	17.4 Dome 15.4 FT	16.5 Dome 14.7 FT	14.3 Dome 13 FT	S726 .990 x 2.930	JG7708-4600-5	
K493B110	4.610	1.120	4.500	6.800	10.170	10.200	Top .285 2nd .167	4cc Solid Dome -6cc Cut to FT	18.3 Dome 16.2 FT	17.8 Dome 15.8 FT	17 Dome 15.1 FT	14.6 Dome 13.3 FT	S726 .990 x 2.930	JG7708-4610-5	Strutted
K492B125	4.620	1.120	4.750	6.700	10.195	10.200	Top .285 2nd .167		19.3 Dome 17 FT	18.8 Dome 16.6 FT	17.8 Dome 15.9 FT	15.4 Dome 14 FT	S726 .990 x 2.930	JG7708-4625-5	
K492B100	4.600	1.065	4.375	6.535	9.787	9.800	Top .257 2nd .140	6cc Solid Dome -6cc Cut to FT	18.3 Dome 15.7 FT	17.8 Dome 15.4 FT	17.0 Dome 14.7 FT	14.6 Dome 13 FT	S726 .990 x 2.930	JG7708-4600-5	Strutted
K492B105	4.605													JG7708-4600-5	
K492B110	4.610													JG7708-4610-5	
K492B125	4.625													JG7708-4625-5	

CHEVROLET BIG BLOCK - QUICK 8 SERIES

Chevrolet Big Block • Quick 8 Series

- ArmorGlide® Skirt Coating
- 2618 High Strength Alloy
- .180" Toolsteel wall pin & Double Spirolox®
- .043", .043", 3.0mm Rings Sold Separatel
- Vertical Gas Ports
- Int. .290
- Anti-detonation & pressure seal grooves
- C/R at 0 deck with .040" gasket

18° Solid Dome • Nat. Aspirated or Nitrous • Gas Ported

Pistons designed for high performance Street / Drag

Kit Part #	Bore	Comp. Ht.	Stroke	Rod	0 Deck at	Std. Deck Ht.	Ring Land	Volume	Compression Ratio At: 74cc	85cc	89cc	91cc	Pin Part # (Included)	Ringset (Sold Separately)	Skirt Type
K498B6	4.560	1.215	4.375	6.385	9.788	9.800	Top .335 2nd .212	15.6cc Solid Dome -4cc Cut to FT	18 Dome 14.3 FT	15.7 Dome 12.9 FT	15 Dome 12.5 FT	14.7 Dome 12.2 FT	S726 .990 x 2.930	JG7708-4560-5	Strutted
K498B100	4.600													JG7708-4600-5	
K498B105	4.605													JG7708-4600-5	
K498B110	4.610													JG7708-4610-5	
K498B125	4.625													JG7708-4625-5	
K497B100	4.600	1.155	4.500	6.385	9.790	9.800	Top .305 2nd .182	15.6cc Solid Dome -4cc Cut to FT	18.Dome 14.6 FT	15.8 Dome 13 FT	15.1 Dome 12.6 FT	14.8 Dome 12.4 FT	S726 .990 x 2.930	JG7708-4600-5	Strutted
K497B105	4.605													JG7708-4600-5	
K497B110	4.610													JG7708-4610-5	
K497B125	4.625													JG7708-4625-5	
K496B100	4.600	1.120	4.250	6.535	9.780	9.800	Top .285 2nd .167	15.6cc Solid Dome -4cc Cut to FT	17 Dome 13.6 FT	14.9 Dome 12.2 FT	14.3 Dome 11.8 FT	14 Dome 11.6 FT	S726 .990 x 2.930	JG7708-4600-5	Strutted
K496B105	4.605	1.120	4.375	6.480	9.787	9.800	Top .285 2nd .167		17.5 Dome 14 FT	15.4 Dome 12.6 FT	14.7 Dome 12.2 FT	14.5 Dome 12 FT	S726 .990 x 2.930	JG7708-4600-5	
K496B110	4.610	1.120	4.500	6.800	10.170	10.200	Top .285 2nd .167	15.6cc Solid Dome -4cc Cut to FT	16 Dome 14.6 FT	15.8 Dome 13 FT	15.1 Dome 12.6 FT	14.8 Dome 12.4 FT	S726 .990 x 2.930	JG7708-4610-5	Strutted
K496B125	4.625	1.120	4.750	6.700	10.195	10.200	Top .285 2nd .167		19 Dome 15 FT	16.6 Dome 13.6 FT	15.9 Dome 13.1 FT	15.5 Dome 12.9 FT	S726 .990 x 2.930	JG7708-4625-5	
K495B100	4.600	1.065	4.375	6.535	9.787	9.800	Top .270 2nd .140	15.6cc Solid Dome -4cc Cut to FT	18 Dome 14.3 FT	15.7 Dome 12.9 FT	15 Dome 12.5 FT	14.7 Dome 12.2 FT	S726 .990 x 2.930	JG7708-4600-5	Strutted
K0160B105	4.605													JG7708-4600-5	
K495B110	4.610													JG7708-4610-5	
K495B125	4.625													JG7708-4625-5	

Chevrolet Big Block • Quick 8 Series

- ArmorGlide® Skirt Coating
- 2618 High Strength Alloy
- .180" Toolsteel wall pin & Double Spirolox®
- .043", .043", 3.0mm Rings Sold Separatel
- Vertical Gas Ports
- .330" Top Ring Land / Int. .380" / Exh. +.010"
- Anti-detonation & pressure seal grooves
- C/R at 0 deck with .040" gasket

BBC • Hollow Dome • Brodix® SR20 • Strutted High Strength

Pistons designed for high performance Street / Drag

Kit Part #	Bore	Comp. Ht.	Stroke	Rod	0 Deck at	Std. Deck Ht.	Avg. Wt.	Volume	Compression Ratio At: 92cc	95cc	98cc	Pin Part # (Included)	Ringset (Sold Separately)	Skirt Type
K0159B Series has .300" Top Land														
K0157B100	4.600	1.270	4.250	6.385	9.780	9.800	667	28cc	15.4	14.9	14.4	S726 .990 x 2.930	JG7708-4600-5	Strutted
K0157B105	4.605						662						JG7708-4600-5	
K0157B110	4.610			6.800	10.195	10.200	670						JG7708-4610-5	
K0157B125	4.625						690						JG7708-4625-5	
K0158B100	4.600	1.155	4.500	6.385	9.790	9.800	644	28cc	16.7	16.2	15.7	S726 .990 x 2.930	JG7708-4600-5	Strutted
K0158B105	4.605						645						JG7708-4600-5	
K0158B110	4.610						645						JG7708-4610-5	
K0158B125	4.625						660						JG7708-4625-5	
K0159B100	4.600	1.120	4.250	6.535	9.780	9.800	614	23cc	14.600	14.100	13.700	S726 .990 x 2.930	JG7708-4600-5	Strutted
K0159B105	4.605		4.375	6.480	9.787	9.800	615		15.300	14.800	14.300		JG7708-4600-5	
K0159B110	4.610		4.500	6.800	10.170	10.200	617		14.900	14.500	14.000		JG7708-4610-5	
K0159B125	4.625		4.750	6.700	10.195	10.200	620		16.900	16.400	15.800		JG7708-4625-5	
K0160B100	4.600	1.060	4.375	6.535	9.782	9.800	601	28cc	15.9	15.4	14.9	S726 .990 x 2.930	JG7708-4600-5	Strutted
K0160B105	4.605						605						JG7708-4600-5	
K0160B110	4.610						606						JG7708-4610-5	
K0160B125	4.625						611						JG7708-4625-5	

CHRYSLER

Chrysler • 5.7L 3rd Gen Hemi

- ArmorGlide® Skirt Coating
- 2618 High Strength Alloy
- Premium 1.2mm, 1.2mm, 3.0mm GFX Rings Included
- Or Premium 1.0mm, 1.2mm, 2.8mm XX Rings Included
- Anti-detonation & pressure seal grooves
- C/R at 0 deck with .027" gasket, 3.927" bore size, & 3.950 gasket bore size.

5.7L "Drop In" Replacements • NA/Boost/Nitrous • .945" Pin

Kit Part #	Bore	Comp. Ht.	Stroke	Rod	0 Deck at	Std. Deck Ht.	Avg. Wt.	Volume	Compression Ratio At: 65cc '09+ 5.7L	73cc All 6.1L	85cc Pre '08 5.7L	Pin Part # (Included)	Ringset (Included)	Skirt Type
.945" Pin Diameter, designed for use with stock rod														
K0105XS	3.917	1.220	3.580	6.243	9.253	9.250	453	6.5cc	12.2	11.0	9.5	S657 .945 x 2.250	3917GFX	Strutted
K0105X1	3.927						454						3927GFX	
K0105X2	3.937						460						3937GFX	
K0106XS	3.917	1.220	3.580	6.243	9.253	9.250	459	19cc	N/A	N/A	11.0	S657 .945 x 2.250	3917GFX	Strutted
K0106X1	3.927						464						3927GFX	
K0106X2	3.937						467						3937GFX	

5.7L Stock Stroke • .927" Pin

Kit Part #	Bore	Comp. Ht.	Stroke	Rod	0 Deck at	Std. Deck Ht.	Avg. Wt.	Volume	Compression Ratio At: 65cc '09+ 5.7L	73cc All 6.1L	85cc Pre '08 5.7L	Pin Part # (Included)	Ringset (Included)	Skirt Type
.927" Pin Diameter, designed for use with aftermarket rod														
K0036XS	3.917	1.205	3.580	6.243	9.238	9.250	424	-10cc	9.5	8.8	8.0	S643 .927 x 2.250	9950XX	Strutted
K0036X05	3.922						430						9975XX	
K0036X2	3.937						434						10000XX	
K466XS	3.917	1.205	3.580	6.243	9.238	9.250	440	4cc	11.3	10.2	9.0	S643 .927 x 2.250	9950XX	Strutted
K466X2	3.937						439						10000XX	
K467XS	3.917	1.205	3.580	6.243	9.238	9.250	432	21cc	N/A	N/A	11.0	S643 .927 x 2.250	9950XX	Strutted
K467X2	3.937						438						10000XX	

CHRYSLER SMALL BLOCK

Chrysler • 5.7L 3rd Gen Hemi (CONTINUED)

- ArmorGlide® Skirt Coating
- 2618 High Strength Alloy
- Premium 1.2mm, 1.2mm, 3.0mm GFX Rings Included
- Or Premium 1.0mm, 1.2mm, 2.8mm XX Rings Included
- Anti-detonation & pressure seal grooves
- C/R at .027" gasket, 3.927" bore size, & 3.950 gasket bore size.

5.7L 366ci • 3.795" Stroke • .927" Pin

Kit Part #	Bore	Comp. Ht.	Stroke	Rod	0 Deck at	Std. Deck Ht.	Avg. Wt.	Volume	Compression Ratio At: 65cc '09+ 5.7L	73cc All 6.1L	85cc Pre '08 5.7L	Pin Part # (Included)	Ringset (Included)	Skirt Type
.927" Pin Diameter, designed for use with aftermarket rod														
K0036XS	3.917	1.205	3.795	6.125	9.228	9.250	424	-10cc	9.9	9.1	8.2	S643 .927 x 2.250	9950XX	Strutted
K0036X05	3.922						430						9975XX	
K0036X2	3.937						434						10000XX	
K466XS	3.917	1.205	3.795	6.125	9.228	9.250	440	4cc	11.6	10.6	9.3	S643 .927 x 2.250	9950XX	Strutted
K466X2	3.937						439						10000XX	
K467XS	3.917	1.205	3.795	6.125	9.228	9.250	432	21cc	N/A	N/A	11.2	S643 .927 x 2.250	9950XX	Strutted
K467X2	3.937						438						10000XX	

5.7L 392ci • 4.050" Stroker • .927" Pin

Kit Part #	Bore	Comp. Ht.	Stroke	Rod	0 Deck at	Std. Deck Ht.	Avg. Wt.	Volume	Compression Ratio At: 65cc '09+ 5.7L	73cc All 6.1L	85cc Pre '08 5.7L	Pin Part # (Included)	Ringset (Included)	Skirt Type
.927" Pin Diameter, designed for use with aftermarket rod														
K0107XS	3.917	1.090	4.050	6.125	9.240	9.250	384	-22cc	9.5	8.9	8.0	S643 .927 x 2.250	3917GFX	Strutted
K0107X1	3.927						389						3927GFX	
K0107X2	3.937						392						3937GFX	
K0108XS	3.917	1.090	4.050	6.125	9.240	9.250	398	-2cc FT	11.8	10.8	9.5	S643 .927 x 2.250	3917GFX	Strutted
K0108X1	3.927						402						3927GFX	
K0108X2	3.937						405						3937GFX	
K0109XS	3.917	1.090	4.050	6.125	9.240	9.250	426	12cc	N/A	N/A	11.0	S643 .927 x 2.250	3917GFX	Strutted
K0109X1	3.927						428						3927GFX	
K0109X2	3.937						431						3937GFX	

5.7L 392ci • 4.080" Stroker • .866" Pin

Kit Part #	Bore	Comp. Ht.	Stroke	Rod	0 Deck at	Std. Deck Ht.	Avg. Wt.	Volume	Compression Ratio At: 65cc '09+ 5.7L	73cc All 6.1L	85cc Pre '08 5.7L	Pin Part # (Included)	Ringset (Included)	Skirt Type
.866" Pin Diameter, designed for use with aftermarket rod														
K0110XS	3.917	1.080	4.080	6.125	9.245	9.250	389	-24cc	9.5	8.8	8.0	S747 .866 x 2.250	3917GFX	Strutted
K0110X1	3.927						390						3927GFX	
K0110X2	3.937						392						3937GFX	
K465XS	3.917	1.080	4.080	6.125	9.245	9.250	401	-5cc	11.1	10.2	9.0	S747 .866 x 2.250	9950XX	Strutted
K465X2	3.937						403						10000XX	
K468XS	3.917	1.080	4.080	6.125	9.245	9.250	423	-12cc	N/A	N/A	10.7	S747 .866 x 2.250	9950XX	Strutted
K468X2	3.937						428						10000XX	

Optional K1 Rod for 5.7 Hemi Series: 6.125" Part # 007AW17613 (w/ .866" Pin)
Optional K1 Crank for 5.7 Hemi Series: 4.080" Stroke Part # 007IAW408
5.7L compression ratios calculated using a 3.927" bore size, .027" gasket thickness & 3.950 gsk bore size.

CHRYSLER

Chrysler • 6.1L 3rd Gen Hemi

- ArmorGlide® Skirt Coating
- 2618 High Strength Alloy
- Premium 1.2mm, 1.2mm, 3.0mm GFX Rings Included
- Or Premium 1.0mm, 1.2mm, 2.8mm XX Rings Included
- Anti-detonation & pressure seal grooves
- C/R at 0 deck with .040 gasket, 4.060" bore size, and 4.100 gasket bore size.

6.1L Hemi "Drop In" Replacements • NA/Boost/Nitrous • .984" Pin

Kit Part #	Bore	Comp. Ht.	Stroke	Rod	0 Deck at	Std. Deck Ht.	Avg. Wt.	Volume	Compression Ratio At: 65cc '09+ 5.7L	Compression Ratio At: 73cc All 6.1L	Pin Part # (Included)	Ringset (Included)	Skirt Type
.984" Pin Diameter, designed for use with stock rod													
K0111XS	4.055	1.220	3.580	6.243	9.253	9.250	428	-8cc	10.3	9.5	S803 .984 x 2.250	4057GFX	Strutted
K0111X05	4.060						430					4062GFX	
K0111X25	4.080						435					4082GFX	
K0112XS	4.055	1.220	3.580	6.243	9.253	9.250	460	5.5cc	12.1	11.0	S803 .984 x 2.250	4057GFX	Strutted
K0112X05	4.060						464					4062GFX	
K0112X25	4.080						468					4082GFX	

6.1L Hemi • Stock Stroke • .927" Pin

Kit Part #	Bore	Comp. Ht.	Stroke	Rod	0 Deck at	Std. Deck Ht.	Avg. Wt.	Volume	Compression Ratio At: 65cc '09+ 5.7L	Compression Ratio At: 73cc All 6.1L	Pin Part # (Included)	Ringset (Included)	Skirt Type
.927" Pin Diameter, designed for use with aftermarket rod													
K472X05	4.060	1.205	3.580	6.243	9.238	9.250	449	-15cc	9.3	8.7	S643 .927 x 2.250	4062GFX	Strutted
K472X25	4.080						456					4082GFX	
K471X05	4.060	1.205	3.580	6.243	9.238	9.250	445	4cc	11.5	10.5	S643 .927 x 2.250	4062GFX	Strutted
K471X25	4.080						452					4082GFX	

6.1L 392ci • 3.795" Stroker • .927" pin

Kit Part #	Bore	Comp. Ht.	Stroke	Rod	0 Deck at	Std. Deck Ht.	Avg. Wt.	Volume	Compression Ratio At: 65cc '09+ 5.7L	Compression Ratio At: 73cc All 6.1L	Pin Part # (Included)	Ringset (Included)	Skirt Type
.927" Pin Diameter, designed for use with aftermarket rod													
K472X05	4.060	1.205	3.795	6.125	9.228	9.250	449	-15cc	9.6	9.0	S643 .927 x 2.250	4062GFX	Strutted
K472X25	4.080						456					4082GFX	
K471X05	4.060	1.205	3.795	6.125	9.228	9.250	445	4cc	11.8	10.8	S643 .927 x 2.250	4062GFX	Strutted
K471X25	4.080						452					4082GFX	

6.1L 426ci • 4.050" Stroker • .927" pin

Kit Part #	Bore	Comp. Ht.	Stroke	Rod	0 Deck at	Std. Deck Ht.	Avg. Wt.	Volume	Compression Ratio At: 65cc '09+ 5.7L	Compression Ratio At: 73cc All 6.1L	Pin Part # (Included)	Ringset (Included)	Skirt Type
.927" Pin Diameter, designed for use with aftermarket rod													
K0113X05	4.060	1.090	4.050	6.125	9.240	9.250	418	-18cc	10.2	9.5	S643 .927 x 2.250	4062GFX	Strutted
K0113X25	4.080						422					4082GFX	
K0114X05	4.060	1.090	4.050	6.125	9.240	9.250		-2cc FT	12.0	11.0	S643 .927 x 2.250	4062GFX	Strutted
K0114X25	4.080											4082GFX	

6.1L 426ci • 4.080" Stroker • .866" Pin

Kit Part #	Bore	Comp. Ht.	Stroke	Rod	0 Deck at	Std. Deck Ht.	Avg. Wt.	Volume	Compression Ratio At: 65cc '09+ 5.7L	Compression Ratio At: 73cc All 6.1L	Pin Part # (Included)	Ringset (Included)	Skirt Type
.866" Pin Diameter, designed for use with aftermarket rod													
K470X05	4.060	1.080	4.080	6.125	9.245	9.250	435	-28cc	9.5	8.8	S747 .866 x 2.250	4062GFX	Strutted
K470X25	4.080						440					4082GFX	
K0037X05	4.060	1.080	4.080	6.125	9.245	9.250	428	-13cc	11.0	10.0	S747 .866 x 2.250	4062GFX	Strutted
K0037X25	4.080						440					4082GFX	
K469X05	4.060	1.080	4.080	6.125	9.245	9.250	423	-6.5cc	11.6	10.7	S747 .866 x 2.250	4062GFX	Strutted
K469X25	4.080						429					4082GFX	

Optional K1 Rod for 6.1 Hemi Series: 6.125" Part # 007AW17613 (w/ .866" Pin)
Optional K1 Crank for 6.1 Hemi Series: 4.080" Stroke Part # 007IAW408
6.1L compression ratios calculated using a 4.060" bore, .040" gasket thickness & 4.100 gsk bore size.

CHRYSLER SMALL BLOCK

Chrysler Small Block

- ArmorGlide® Skirt Coating
- .240" Top Ring Land / Int. .300" / Exh. .225"
- 2618 High Strength Alloy
- Anti-detonation & pressure seal grooves
- 1/16", 1/16", 3/16" Rings Sold Separately
- C/R at 0 deck with .040" gasket

Mopar • 318 / 340 / 360 • Reverse Dome • 4.000" Stroker

Kit Part #	Bore	Comp. Ht.	Stroke	Rod	0 Deck at	Std. Deck Ht.	Avg. Wt.	Volume	Compression Ratio At: 58cc	62cc	66cc	72cc	Pin Part # (Included)	Ringset (Sold Separately)	Skirt Type
K0145A3940	3.940	1.460	4.000	6.123	9.585	9.600	490	-18cc	10.4	10.0	9.6	9.1	S547 .984 x 2.500	J100F8-3940-5	Slab Sided
K0146A3	4.030	1.460	4.000	6.123	9.585	9.600	530	-20cc	10.6	10.2	9.8	9.3	S547 .984 x 2.500	J100F8-4030-5	Slab Sided
K0146A4	4.040						527							J100F8-4040-5	
K0146A7	4.070	1.460	4.000	6.123	9.585	9.600	535	-20cc	10.8	10.4	10.0	9.5	S547 .984 x 2.500	J100F8-4070-5	Slab Sided
K0146A8	4.080						540							J100F8-4080-5	
K0146A100	4.100						543							J100F8-4100-5	

Optional K1 Rod for Chrysler SB Series: 6.123" Part # 007AO32612 (w .984 pin)
Optional K1 Crank for Chrysler SB: 4.000" Stroke Part # 007BAO400 (318 / 340 Mains)
Optional K1 Crank for Chrysler SB: 4.000" Stroke Part # 007CAO400 (360 Mains)

Chrysler Small Block

- ArmorGlide® Skirt Coating
- .240" Top Ring Land / Int. .300" / Exh. .225"
- 2618 High Strength Alloy
- Anti-detonation & pressure seal grooves
- 1/16", 1/16", 3/16" Rings Sold Separately
- C/R at 0 deck with .040" gasket

Mopar • 318 / 340 / 360 • Flat Top • 4.000" Stroker

Kit Part #	Bore	Comp. Ht.	Stroke	Rod	0 Deck at	Std. Deck Ht.	Avg. Wt.	Volume	Compression Ratio At: 58cc	62cc	66cc	72cc	Pin Part # (Included)	Ringset (Sold Separately)	Skirt Type
K0144A3940	3.940	1.460	4.000	6.123	9.585	9.600		-6cc	12.0	11.4	10.9	10.2	S547 .984 x 2.500	J100F8-3940-5	Slab Sided
K0144A3	4.030	1.460	4.000	6.123	9.585	9.600		-6cc	12.5	11.9	11.3	10.6	S547 .984 x 2.500	J100F8-4030-5	Slab Sided
K0144A4	4.040													J100F8-4040-5	
K0144A7	4.070	1.460	4.000	6.123	9.585	9.600	533	-6cc	12.8	12.2	11.6	11.1	S547 .984 x 2.500	J100F8-4070-5	Slab Sided
K0144A8	4.080						538							J100F8-4080-5	
K0144A100	4.100						542							J100F8-4100-5	

Optional K1 Rod for Chrysler SB Series: 6.123" Part # 007AO32612 (w .984 pin)
Optional K1 Crank for Chrysler SB: 4.000" Stroke Part # 007BA0400 (318 / 340 Mains)
Optional K1 Crank for Chrysler SB: 4.000" Stroke Part # 007CA0400 (360 Mains)

Chrysler Small Block

- ArmorGlide® Skirt Coating
- .240" Top Ring Land / Int. .300" / Exh. .225"
- 2618 High Strength Alloy
- Anti-detonation & pressure seal grooves
- 1/16", 1/16", 3/16" Rings Sold Separately
- C/R at 0 deck with .040" gasket

Mopar • 340 / 360 • Nitrous Dome • 4.000" Stroker • Gas Ported

Kit Part #	Bore	Comp. Ht.	Stroke	Rod	0 Deck at	Std. Deck Ht.	Avg. Wt.	Volume	Compression Ratio At: 65cc	68cc	Pin Part # (Included)	Ringset (Sold Separately)	Skirt Type
K0013B3	4.030	1.460	4.000	6.123	9.583	9.585	534	8cc	13.6	13.1	S424 .927 2.500	JG7708-4030-5	Slipper
K0013B4	4.040						538		13.7	13.2		JG7708-4040-5	
K0013B6	4.060						542		13.8	13.3		JG7708-4060-5	
K0013B8	4.080						552		14.0	13.4		JG7708-4080-5	
K0013B100	4.100						558		14.1	13.5		JG7708-4100-5	
K0011B3	4.030	1.460	4.000	6.123	9.583	9.585	540	8cc	13.6	13.1	S547 .984 x 2.500	JG7708-4030-5	Slipper
K0011B4	4.040						543		13.7	13.2		JG7708-4040-5	
K0011B6	4.060						550		13.8	13.3		JG7708-4060-5	
K0011B8	4.080						559		14.0	13.4		JG7708-4080-5	
K0011B100	4.100						563		14.1	13.5		JG7708-4100-5	

Optional K1 Rod for Chrysler SB Series: 6.123" Part # 007AO32612 (w .984 pin)
Optional K1 Crank for Chrysler SB: 4.000" Stroke Part # 007BA0400 (340 Mains)
Optional K1 Crank for Chrysler SB: 4.000" Stroke Part # 007CA0400 (360 Mains)

CHRYSLER BIG BLOCK / HEMI

Chrysler Big Block

- ArmorGlide® Skirt Coating
- 2618 High Strength Alloy
- 1/16", 1/16", 3/16" Rings Sold Separately
- .250" Top Ring Land / Int. .200" / Exh. .175"
- Anti-detonation & pressure seal grooves
- C/R at 0 deck with .040" gasket

Mopar • 383 / 400 / 440 • Flat Top

Kit Part #	Bore	Comp. Ht.	Stroke	Rod	0 Deck at	Std. Deck Ht.	Avg. Wt.	Volume	Compression Ratio At: 72cc	78cc	84cc	90cc	Pin Part # (Included)	Ringset (Sold Separately)	Skirt Type
383															
K0119A3	4.280	1.918	3.375	6.360	9.965	9.980	632	-4cc	10.6	9.9	9.4	8.9	S768 1.094 x 2.930	J100F8-4280-5	Slab Sided
K0119A6	4.310						645							J100F8-4310-5	
400															
K0120A125	4.375	1.250	3.750	6.800	9.250	9.980	534	-6cc	11.5	10.8	10.2	9.7	S462 .990 x 2.930	J100F8-4375-5	Slab Sided
K0121A110	4.360	1.130	4.150	6.760	9.965	9.980		-4cc	12.8	12.0	11.3	10.7	S462 .990 x 2.930	J100F8-4360-5	
K0121A125	4.375													J100F8-4375-8	
440															
K0122A100	4.350	2.065	3.750	6.760	10.700	10.720	680	-4cc	11.6	10.9	10.3	9.8	S768 1.094 x 2.930	J100F8-4350-8	Slab Sided
K0122A125	4.375						692							J100F8-4375-8	
K0123A100	4.350	1.865	4.150	6.760	10.700	10.720	650	-6cc	12.5	11.7	11.1	10.5	S462 .990 x 2.930	J100F8-4350-8	
K0123A125	4.375						662							J100F8-4375-8	

Optional K1 Rod for Chrysler 440 Series: 6.760" Part # 007AT33676 (.990 Pin)

Chrysler Big Block

- ArmorGlide® Skirt Coating
- 2618 High Strength Alloy
- 1/16", 1/16", 3/16" Rings Sold Separately
- .250" Top Ring Land / Int. .200" / Exh. .175"
- Anti-detonation & pressure seal grooves
- C/R at 0 deck with .040" gasket

Mopar • 383 / 400 / 440 • Reverse Dome

Kit Part #	Bore	Comp. Ht.	Stroke	Rod	0 Deck at	Std. Deck Ht.	Avg. Wt.	Volume	Compression Ratio At: 72cc	78cc	84cc	90cc	Pin Part # (Included)	Ringset (Sold Separately)	Skirt Type
383															
K0124A3	4.280	1.918	3.375	6.360	9.965	9.980	635	-10cc	9.8	9.2	8.7	8.3	S768 1.094 x 2.930	J100F8-4280-5	Slab Sided
K0124A6	4.310						644							J100F8-4310-5	
400															
K0125A100	4.350	2.065	3.750	6.760	10.700	10.720	688	-10cc	11.0	10.4	9.8	9.3	S768 1.094 x 2.930	J100F8-4350-5	Slab Sided
K0125A125	4.375						695							J100F8-4375-5	
K0126A100	4.350	1.865	4.150	6.760	10.700	10.720	640	-15cc	11.5	10.8	10.3	9.8	S462 .990 x 2.930	J100F8-4350-5	Slab Sided
K0126A110	4.360						643							J100F8-4360-5	
K0126A125	4.375						655							J100F8-4375-5	

Optional K1 Rod for Chrysler 440 Series: 6.760" Part # 007AT33676 (.990 Pin)

Chrysler Hemi

- ArmorGlide® Skirt Coating
- 2618 High Strength Alloy
- 1/16", 1/16", 3/16" Rings Sold Separately
- .420" Top Ring Land
- Anti-detonation & pressure seal grooves
- C/R at 0 deck with .040" gasket

Mopar • 426 HEMI

Kit Part #	Bore	Comp. Ht.	Stroke	Rod	0 Deck at	Std. Deck Ht.	Avg. Wt.	Volume	Compression Ratio At: 167cc	170cc	173cc	Pin Part # (Included)	Ringset (Sold Separately)	Skirt Type
K0143AS	4.250	1.965	3.750	6.860	10.700	10.720	794	90cc	10.6	10.3	10.1	S791 1.031 x 2.930	J100F8-4250-5	Slab Sided
K0143A3	4.280						815						J100F8-4280-5	
K0143A6	4.310						835						J100F8-4310-5	
K0142AS	4.250	1.765	4.150	6.860	10.700	10.720	769	80cc	10.6	10.3	10.1	S791 1.031 x 2.930	J100F8-4250-5	Slab Sided
K0142A3	4.280						783						J100F8-4280-5	
K0142A6	4.310						800						J100F8-4310-5	

Optional K1 Rod for Chrysler 426 Hemi Series: 6.860" Part # 007AT35686
Optional K1 Crank for Chrysler 426 Hemi: 3.750" Stroke Part # 007GAT375
Optional K1 Crank for Chrysler 426 Hemi: 4.150" Stroke Part # 007GAT415

FORD

Ford 2.3L • 4-Cylinder

- ArmorGlide® Skirt Coating
- 4032 Low Expansion Alloy
- 1/16", 1/16", 3/16" Rings Sold Separately
- Anti-detonation & pressure seal grooves
- C/R at 0 deck with .040" gasket

2300 / Pinto Flat Top • Xtra Light Weight • Road Race & Circle Track

Kit Part #	Bore	Comp. Ht.	Stroke	Rod	0 Deck at	Std. Deck Ht.	Avg. Wt.	Volume	Compression Ratio At: 42cc	46cc	50cc	54cc	Pin Part # (Included)	Ringset (Sold Separately)	Skirt Type
K120A3	3.810	1.590	3.126	5.205	8.358	8.368	393	-3.4cc	11.4	10.7	10.1	9.6	S489 .912 X 2.500	3810A (x4)	Slipper
K120A4	3.820						375							3820A (x4)	
K157A3	3.810	1.090	3.126	5.700	8.353	8.368	333	-3.4cc					S424 .927 X 2.500	3810A (x4)	Slipper
K157A4	3.820						318							3820A (x4)	
K157A6	3.840						316							3840H (x4)	

Ford 2.3L • 4-Cylinder

- ArmorGlide® Skirt Coating
- 4032 Low Expansion Alloy
- 2.000" Int and 1.590" Exh Valves
- 1.5mm, 1.5mm, 3.0mm Rings Sold Separately
- Lateral Gas Ports
- Anti-detonation & pressure seal grooves
- C/R at 0 deck with .040" gasket

2300 / Pinto Mini-Stock Race Piston • .200" Top Land • Lateral Gas Ports • ArmorGlide® Skirt Coating

Kit Part #	Bore	Comp. Ht.	Stroke	Rod	0 Deck at	Std. Deck Ht.	Avg. Wt.	Volume	Compression Ratio At: 42cc	46cc	50cc	54cc	Pin Part # (Included)	Ringset (Sold Separately)	Skirt Type
Fits OEM, SVO, ARCA, & Esslinger Heads															
K0148X1	3.810	1.090	3.126	5.700	8.353	8.368	306	-3.4cc	11.4	10.7	10.1	9.6	S594 .927 X 2.250	3810GNX	Strutted
K0148X2	3.820						310							3820GNX	
K0148X3	3.830						312							3830GNX	
K0148X4	3.840						314							3840GNX	
K0149X1	3.810	1.090	3.126	5.700	8.353	8.368		-3.4cc	11.4	10.7	10.1	9.6	S655 .866 X 2.250	3810GNX	Strutted
K0149X2	3.820													3820GNX	
K0149X3	3.830													3830GNX	
K0149X4	3.840													3840GNX	

FORD SMALL BLOCK

Ford Small Block

- ArmorGlide® Skirt Coating
- 2618 High Strength Alloy
- 1/16", 1/16", 3/16" Rings Sold Separately
- Anti-detonation & pressure seal grooves
- C/R at 0 deck with .040" gasket

302 Blower / Turbo Dish

Kit Part #	Bore	Comp. Ht.	Stroke	Rod	0 Dec at	Std. Deck Ht.	Avg. Wt.	Volume	Compression Ratio At: 58cc	62cc	66cc	70cc	Pin Part # (Included)	Ringset (Sold Separately)	Skirt Type
Works with all Inline valve heads															
K0100AS	4.000	1.600	3.000	5.090	8.190	8.200	495	-8cc	9.2	8.9	8.5	8.1	S489 .912 x 2.500	J820F8-4000-5	Strutted
K0100A3	4.030						510							J820F8-4030-5	
K0101A3	4.030	1.090	3.400	5.400	8.190	8.200	405	-18cc	9.5	9.1	8.7	8.4	S424 .927 X 2.500	J820F8-4030-5	Strutted
K0101A4	4.040						408							J820F8-4040-5	
K0101A6	4.060						418							J820F8-4060-5	
K0101A125	4.125						430		9.8	9.4	9.0	8.7		J820F8-4125-5	
K0102A3	4.030	1.165	3.250	5.400	8.190	8.200	455	-16cc	9.3	8.9	8.6	8.3	S424 .927 X 2.500	J820F8-4030-5	Strutted
K0102A4	4.040						457							J820F8-4040-5	
K0102A6	4.060						465							J820F8-4060-5	
K0102A125	4.125								9.6	9.2	8.9	8.6		J820F8-4125-5	

351 Windsor Blower / Turbo Dish

Kit Part #	Bore	Comp. Ht.	Stroke	Rod	0 Deck at	Std. Deck Ht.	Avg. Wt.	Volume	Compression Ratio At: 58cc	62cc	66cc	70cc	Pin Part # (Included)	Ringset (Sold Separately)	Skirt Type
.290/.360 Valve Pockets • .300 - .260" Top Land • Works with all Inline valve heads															
K0103AS	4.000	1.789	3.500	5.956	9.480	9.500		-22cc	9.2	8.9	8.6	8.3	S489 .912 x 2.500	J820F8-4000-5	Strutted
K0103A3	4.030													J820F8-4030-5	
K0103A125	4.125													J820F8-4125-5	
K0104A3	4.030	1.280	4.000	6.200	9.480	9.500	455	-36cc	9.2	8.9	8.6	8.3	S424 .927 X 2.500	J820F8-4030-5	Strutted
K0104A4	4.040						457							J820F8-4040-5	
K0104A6	4.060						463							J820F8-4060-5	
K0104A125	4.125						466		9.5	9.2	8.9	8.6		J820F8-4125-5	

302/351 • Blower/Turbo Dish

Kit Part #	Bore	Comp. Ht.	Stroke	Rod	0 Deck at	Std. Deck Ht.	Avg. Wt.	Volume	Compression Ratio At: 54cc	58cc	60cc	62cc	Pin Part # (Included)	Ringset (Included)	Skirt Type
.310/.260 Valve Pockets • .350 - .250" Top Land • Works with TFS Twisted Wedge Heads															
K0161X3	4.030	1.090	3.400	5.400	8.190	8.200		-14cc	10.0	9.6	9.4	9.2	S424 .927 X 2.500	4037GFX	Strutted
K0161X4	4.040													4047GFX	
K0161X6	4.060													4067GFX	
K0161X125	4.125								10.6	10.1	9.9	9.7		4127GFX	
K0161X155	4.155								10.7	10.2	10.0	9.8		4158GFX	
K0173X3	4.030	1.165	3.250	5.400	8.190	8.200		-22cc	8.9	8.5	8.4	8.2	S424 .927 X 2.500	4037GFX	Strutted
K0173X4	4.040													4047GFX	
K0173X6	4.060													4067GFX	
K0173X125	4.125								9.2	8.9	8.7	8.5		4127GFX	
K0173X155	4.155								9.3	9.1	8.8	8.6		4158GFX	
K0174X3	4.030	1.280	4.000	6.200	9.480	9.500		-32cc	9.7	9.3	9.2	9.1	S424 .927 X 2.500	4037GFX	Strutted
K0174X4	4.040													4047GFX	
K0174X6	4.060													4067GFX	
K0174X125	4.125								10.1	9.7	9.5	9.4		4127GFX	
K0174X155	4.155								10.2	9.8	9.6	9.5		4158GFX	

FORD SMALL BLOCK

Ford Small Block

- ArmorGlide® Skirt Coating
- 2618 High Strength Alloy
- Premium 1.2mm, 1.2mm, 3.0mm GFX Rings Included
- Anti-detonation & pressure seal grooves
- C/R at 0 deck with .040" gasket

302/351 • Windsor Flat Top

Kit Part #	Bore	Comp. Ht.	Stroke	Rod	0 Deck at	Std. Deck Ht.	Avg. Wt.	Volume	Compression Ratio At: 54cc	58cc	60cc	62cc	Pin Part # (Included)	Ringset (Included)	Skirt Type
.350/.250 Valve Pockets • .300 - .260" Top Land • Works with TFS Twisted Wedge Heads															
K0164X3	4.030													4037GFX	
K0164X4	4.040								10.9	10.4	10.1	9.9		4047GFX	
K0164X6	4.060	1.090	3.400	5.400	8.190	8.200		-7.5cc					S424 .927 X 2.500	4067GFX	Strutted
K0164X125	4.125								13.1	10.8	10.5	10.3		4127GFX	
K0164X155	4.155								13.4	10.9	10.6	10.4		4158GFX	
K0165X3	4.030													4037GFX	
K0165X4	4.040								10.5	9.9	9.7	9.5		4047GFX	
K0165X6	4.060	1.165	3.250	5.400	8.190	8.200		-7.5cc					S424 .927 X 2.500	4067GFX	Strutted
K0165X125	4.125								10.9	10.3	10.1	9.9		4127GFX	
K0165X155	4.155								11.0	10.4	10.2	10.0		4158GFX	
K0166X3	4.030													4037GFX	
K0166X4	4.040								12.6	112.0	11.7	11.5		4047GFX	
K0166X6	4.060	1.280	4.000	6.200	9.480	9.500		-7.5cc					S424 .927 X 2.500	4067GFX	Strutted
K0166X125	4.125								13.1	12.5	12.2	11.9		4127GFX	
K0166X155	4.155								13.2	12.6	12.3	12.0		4158GFX	

302/351 • Blower/Turbo Dish

Kit Part #	Bore	Comp. Ht.	Stroke	Rod	0 Deck at	Std. Deck Ht.	Avg. Wt.	Volume	Compression Ratio At: 54cc	58cc	60cc	62cc	Pin Part # (Included)	Ringset (Included)	Skirt Type
.350 /.250 Valve Pockets • .300 - .260" Top Land • Works with all Inline Heads TFS High Port															
K0167X3	4.030													4037GFX	
K0167X4	4.040								10.0	9.6	9.4	9.2		4047GFX	
K0167X6	4.060	1.090	3.400	5.400	8.190	8.200		-14cc					S424 .927 X 2.500	4067GFX	Strutted
K0167X125	4.125								10.5	10.1	9.8	9.6		4127GFX	
K0167X155	4.155								10.6	10.1	9.9	9.7		4158GFX	
K0168X3	4.030													4037GFX	
K0168X4	4.040								8.9	8.5	8.4	8.2		4047GFX	
K0168X6	4.060	1.165	3.250	5.400	8.190	8.200		-22cc					S424 .927 X 2.500	4067GFX	Strutted
K0168X125	4.125								9.2	8.9	8.7	8.5		4127GFX	
K0168X155	4.155								9.3	9.1	8.8	8.6		4158GFX	
K0169X3	4.030													4037GFX	
K0169X4	4.040								9.7	9.3	9.2	9.1		4047GFX	
K0169X6	4.060	1.280	4.000	6.200	9.480	9.500		-32cc					S424 .927 X 2.500	4067GFX	Strutted
K0169X125	4.125								10.1	9.7	9.5	9.4		4127GFX	
K0169X155	4.155								10.2	9.8	9.6	9.5		4158GFX	

302/351 • Flat Top

Kit Part #	Bore	Comp. Ht.	Stroke	Rod	0 Deck at	Std. Deck Ht.	Avg. Wt.	Volume	Compression Ratio At: 54cc	58cc	60cc	62cc	Pin Part # (Included)	Ringset (Included)	Skirt +Type
.350 /.250 Valve Pockets • .300 - .260" Top Land • Works with all Inline Heads TFS High Port															
K0170X3	4.030													4037GFX	
K0170X4	4.040								10.7	10.2	9.9	9.7		4047GFX	
K0170X6	4.060	1.090	3.400	5.400	8.190	8.200		-9cc					S424 .927 X 2.500	4067GFX	Strutted
K0170X125	4.125								11.1	10.6	10.3	10.1		4127GFX	
K0170X155	4.155								11.2	10.7	10.4	10.2		4158GFX	
K0171X3	4.030													4037GFX	
K0171X4	4.040								10.3	9.8	9.6	9.3		4047GFX	
K0171X6	4.060	1.165	3.250	5.400	8.190	8.200		-9cc					S424 .927 X 2.500	4067GFX	Strutted
K0171X125	4.125								10.6	10.2	9.9	9.7		4127GFX	
K0171X155	4.155								10.7	10.3	10.0	9.8		4158GFX	
K0172X3	4.030													4037GFX	
K0172X4	4.040								12.4	11.8	11.5	11.3		4047GFX	
K0172X6	4.060	1.280	4.000	6.200	9.480	9.500		-9cc					S424 .927 X 2.500	4067GFX	Strutted
K0172X125	4.125								12.9	12.3	112.0	11.7		4127GFX	
K0172X155	4.155								13.0	12.4	12.1	11.8		4158GFX	

FORD MOD OHC V8

Ford Mod OHC V8

- ArmorGlide® Skirt Coating
- 2618 High Strength Alloy
- 1.5mm, 1.5mm, 3.0mm rings included
- Anti-detonation & pressure seal grooves
- C/R at 0 deck with .040" gasket

5.0L "Coyote" DOHC V8 4 Valve • NA/Boost/Nitrous • Top ring down .300" • .100" Int. / .100" Exh. Valve Pockets

Kit Part #	Bore	Comp. Ht.	Stroke	Rod	0 Deck at	Std. Deck Ht.	Avg. Wt.	Volume	Compression Ratio At: 57cc	Pin Part # (Included)	Ringset (Included)	Skirt Type
Top Ring Down .300" • .100" Int. / .100" Exh. Pockets												
K0083XS	3.630	1.176	3.652	5.933	8.934	8.937	361	-8cc	9.5	S747 .866 X 2.250	3635GNX	Strutted
K0083X05	3.635						363				3635GNX	
K0083X1	3.640						364				3640GNX	
K0083X2	3.650						370				3650GNX	
K0084XS	3.630	1.176	3.652	5.933	8.934	8.937	376	-2cc	10.5	S747 .866 X 2.250	3635GNX	Strutted
K0084X05	3.635						680				3635GNX	
K0084X1	3.640						378				3640GNX	
K0084X2	3.650						383				3650GNX	
K0085XS	3.630	1.176	3.652	5.933	8.934	8.937	390	2cc	11.0	S747 .866 X 2.250	3635GNX	Strutted
K0085X05	3.635						392				3635GNX	
K0085X1	3.640						394				3640GNX	
K0085X2	3.650						394				3650GNX	

Optional K1 Rod for Ford Mod 5.933" Part # 011AN17593

4.6 SOHC V8 • OEM/PI 2 Valve • NA/Boost/Nitrous • Top ring down .300"

Kit Part #	Bore	Comp. Ht.	Stroke	Rod	0 Deck at	Std. Deck Ht.	Avg. Wt.	Volume	Compression Ratio At: 44cc	Pin Part # (Included)	Ringset (Included)	Skirt Type
Top ring down .300"												
K0086XS	3.552	1.220	3.543	5.933	8.924	8.937	359	-6cc	10.8	S747 .866 X 2.250	3552GNX	Strutted
K0086X2	3.572						366				3572GNX	
K0087XS	3.552	1.220	3.543	5.933	8.924	8.937	346	-13cc	9.8	S747 .866 X 2.250	3552GNX	Strutted
K0087X2	3.572						353				3572GNX	
K0088XS	3.552	1.220	3.543	5.933	8.924	8.937	345	-16cc	9.4	S747 .866 X 2.250	3552GNX	Strutted
K0088X2	3.572						352				3572GNX	
K0089XS	3.552	1.220	3.543	5.933	8.924	8.937	350	-20cc	8.9	S747 .866 X 2.250	3552GNX	Strutted
K0089X2	3.572						355				3572GNX	

Optional K1 Rod for Ford 4.6L 5.933" Part # 011AN17593

4.6 SOHC V8 • 2 Valve Trick Flow Twisted Wedge • NA/Boost/Nitrous • Top ring down .300" • .100" Int. / .050" Exh. Valve Pockets

Kit Part #	Bore	Comp. Ht.	Stroke	Rod	0 Deck at	Std. Deck Ht.	Avg. Wt.	Volume	Compression Ratio At: 44cc	Pin Part # (Included)	Ringset (Included)	Skirt Type
K0090XS	3.552	1.220	3.543	5.933	8.924	8.937	367	-6cc	10.8	S747 .866 X 2.250	3552GNX	Strutted
K0090X2	3.572						374				3572GNX	
K0091XS	3.552	1.220	3.543	5.933	8.924	8.937	363	-13cc	9.8	S747 .866 X 2.250	3552GNX	Strutted
K0091X2	3.572						368				3572GNX	
K0092XS	3.552	1.220	3.543	5.933	8.924	8.937	354	-16cc	9.4	S747 .866 X 2.250	3552GNX	Strutted
K0092X2	3.572						359				3572GNX	
K0093XS	3.552	1.220	3.543	5.933	8.924	8.937	350	-20cc	8.9	S747 .866 X 2.250	3552GNX	Strutted
K0093X2	3.572						356				3572GNX	

Optional K1 Rod for Chrysler 440 Series: 6.760" Part # 007AT33676 (.990 Pin)

4.6 SOHC V8 • 3 Valve • NA/Boost/Nitrous • Top Ring Down .300" • .075" Exh. Pocket

Kit Part #	Bore	Comp. Ht.	Stroke	Rod	0 Deck at	Std. Deck Ht.	Avg. Wt.	Volume	Compression Ratio At: 52cc	Pin Part # (Included)	Ringset (Included)	Skirt Type
K0075XS	3.552	1.220	3.543	5.933	8.924	8.937	354	-6cc	9.6	S747 .866 X 2.250	3552GNX	Strutted
K0075X2	3.572						366				3572GNX	
K0076XS	3.552	1.220	3.543	5.933	8.924	8.937	341	-13cc	8.8	S747 .866 X 2.250	3552GNX	Strutted
K0076X2	3.572						346				3572GNX	
K0077XS	3.552	1.220	3.543	5.933	8.924	8.937	338	-16cc	8.5	S747 .866 X 2.250	3552GNX	Strutted
K0077X2	3.572						344				3572GNX	
K0078XS	3.552	1.220	3.543	5.933	8.924	8.937	338	-20cc	8.2	S747 .866 X 2.250	3552GNX	Strutted
K0078X2	3.572						345				3572GNX	

Optional K1 Rod for Ford 4.6L 5.933" Part # 011AN17593

FORD MOD OHC V8

4.6 DOHC V8 • 4 Valve • NA/Boost/Nitrous • Top ring down .300" • .150" Int. / .050" Exh. Pocket

Kit Part #	Bore	Comp. Ht.	Stroke	Rod	0 Deck at	Std. Deck Ht.	Avg. Wt.	Volume	Compression Ratio At: 52cc	Pin Part # (Included)	Ringset (Included)	Skirt Type
K0079XS	3.552	1.220	3.543	5.933	8.924	8.937	360	-6cc	9.6	S747 .866 X 2.250	3552GNX	Strutted
K0079X2	3.572						366				3572GNX	
K0080XS	3.552	1.220	3.543	5.933	8.924	8.937	353	-13cc	8.8	S747 .866 X 2.250	3552GNX	Strutted
K0080X2	3.572						359				3572GNX	
K0081XS	3.552	1.220	3.543	5.933	8.924	8.937	340	-16cc	8.5	S747 .866 X 2.250	3552GNX	Strutted
K0081X2	3.572						346				3572GNX	
K0082XS	3.552	1.220	3.543	5.933	8.924	8.937	340	-20cc	8.2	S747 .866 X 2.250	3552GNX	Strutted
K0082X2	3.572						346				3572GNX	

Optional K1 Rod for Ford 4.6L 5.933" Part # 011AN17593

5.4L SOHC V8 • 2 Valve Trick Flow Twisted Wedge • NA/Boost/Nitrous • Top ring down .300" • .100" Int. / .050" Exh. Valve Pockets

Kit Part #	Bore	Comp. Ht.	Stroke	Rod	0 Deck at	Std. Deck Ht.	Avg. Wt.	Volume	Compression Ratio At: 44cc	Pin Part # (Included)	Ringset (Included)	Skirt Type
K0090XS	3.552	1.220	4.165	6.657	9.959	10.078	367	-6cc	9.8	S747 .866 X 2.250	3552GNX	Strutted
K0090X2	3.572						374				3572GNX	
K0091XS	3.552	1.220	4.165	6.657	9.959	10.078	359	-13cc	9.0	S747 .866 X 2.250	3552GNX	Strutted
K0091X2	3.572						366				3572GNX	
K0092XS	3.552	1.220	4.165	6.657	9.959	10.078	354	-16cc	8.8	S747 .866 X 2.250	3552GNX	Strutted
K0092X2	3.572						361				3572GNX	
K0093XS	3.552	1.220	4.165	6.657	9.959	10.078	349	-20cc	8.4	S747 .866 X 2.250	3552GNX	Strutted
K0093X2	3.572						357				3572GNX	

Optional K1 Rod for Ford 5.4L 6.657" Part # 011AN17666

5.4L SOHC V8 • OEM/PI 2 Valve • NA/Boost/Nitrous • Top ring down .300"

Kit Part #	Bore	Comp. Ht.	Stroke	Rod	0 Deck at	Std. Deck Ht.	Avg. Wt.	Volume	Compression Ratio At: 44cc	Pin Part # (Included)	Ringset (Included)	Skirt Type
K0086XS	3.552	1.220	4.165	6.657	9.959	10.078	362	-6cc	9.8	S747 .866 X 2.250	3552GNX	Strutted
K0086X2	3.572						368				3572GNX	
K0087XS	3.552	1.220	4.165	6.657	9.959	10.078	346	-13cc	9.0	S747 .866 X 2.250	3552GNX	Strutted
K0087X2	3.572						352				3572GNX	
K0088XS	3.552	1.220	4.165	6.657	9.959	10.078	344	-16cc	8.8	S747 .866 X 2.250	3552GNX	Strutted
K0088X2	3.572						350				3572GNX	
K0089XS	3.552	1.220	4.165	6.657	9.959	10.078	346	-20cc	8.4	S747 .866 X 2.250	3552GNX	Strutted
K0089X2	3.572						353				3572GNX	

Optional K1 Rod for Ford 5.4L 6.657" Part # 011AN17666

5.4 SOHC V8 • 3 Valve • NA/Boost/Nitrous • Top ring down .300" • .075" Exhaust Pocket

Kit Part #	Bore	Comp. Ht.	Stroke	Rod	0 Deck at	Std. Deck Ht.	Avg. Wt.	Volume	Compression Ratio At: 52cc	Pin Part # (Included)	Ringset (Included)	Skirt Type
K0075XS	3.552	1.220	4.165	6.657	9.959	10.078	360	-6cc	9.0	S747 .866 X 2.250	3552GNX	Strutted
K0075X2	3.572						366				3572GNX	
K0076XS	3.552	1.220	4.165	6.657	9.959	10.078	340	-13cc	8.4	S747 .866 X 2.250	3552GNX	Strutted
K0076X2	3.572						346				3572GNX	
K0077XS	3.552	1.220	4.165	6.657	9.959	10.078	345	-16cc	8.1	S747 .866 X 2.250	3552GNX	Strutted
K0077X2	3.572						351				3572GNX	
K0078XS	3.552	1.220	4.165	6.657	9.959	10.078	338	-20cc	7.8	S747 .866 X 2.250	3552GNX	Strutted
K0078X2	3.572						345				3572GNX	

Optional K1 Rod for Ford 5.4L 6.657" Part # 011AN17666

5.4 DOHC V8 • 4 Valve • NA/Boost/Nitrous • Top ring down .300" • .150" Int. / .050" Exh. Pocket

Kit Part #	Bore	Comp. Ht.	Stroke	Rod	0 Deck at	Std. Deck Ht.	Avg. Wt.	Volume	Compression Ratio At: 52cc	Pin Part # (Included)	Ringset (Included)	Skirt T ype
K0079XS	3.552	1.220	4.165	6.657	9.959	10.078	360	-6cc	9.0	S747 .866 X 2.250	3552GNX	Strutted
K0079X2	3.572						366				3572GNX	
K0080XS	3.552	1.220	4.165	6.657	9.959	10.078	358	-13cc	8.4	S747 .866 X 2.250	3552GNX	Strutted
K0080X2	3.572						352				3572GNX	
K0081XS	3.552	1.220	4.165	6.657	9.959	10.078	340	-16cc	8.1	S747 .866 X 2.250	3552GNX	Strutted
K0081X2	3.572						346				3572GNX	
K0082XS	3.552	1.220	4.165	6.657	9.959	10.078	334	-20cc	7.8	S747 .866 X 2.250	3552GNX	Strutted
K0082X2	3.572						340				3572GNX	

Optional K1 Rod for Ford 5.4L 6.657" Part # 011AN17666

PRO TRU STREET™ SERIES

PERFORMANCE QUALITY AT A BUDGET PRICE

AMC

AMC 360 V8 Flat Top -8.6cc

Kit Part #	Bore	Cubic Inch	Comp. Ht.	Stroke	Rod	Avg. Wt.	Volume	Compression Ratio At: 50cc	Compression Ratio At: 58cc	Pin Diameter	Ringset (Included)	Repl. Piston
PTS539A3	4.110"	365	1.590	3.440	5.875		-8.6cc	11.6	10.5	0.930	S100S8-4110-5	5539A3
PTS539A45	4.125"	368						11.67	10.57		S100S8-4125-5	5539A45

AMC 360 V8 Reverse Dish -21cc

Kit Part #	Bore	Cubic Inch	Comp. Ht.	Stroke	Rod	Avg. Wt.	Volume	Compression Ratio At: 50cc	Compression Ratio At: 58cc	Pin Diameter	Ringset (Included)	Repl. Piston
PTS538A3	4.110"	365	1.590	3.440	5.875		-21cc	10	9.2	0.930	S100S8-4110-5	5538A3
PTS538A45	4.125"	368									S100S8-4125-5	5538A45

AMC 401 V8 Flat Top -8.6cc

Kit Part #	Bore	Cubic Inch	Comp. Ht.	Stroke	Rod	Avg. Wt.	Volume	Compression Ratio At: 50cc	Compression Ratio At: 58cc	Pin Diameter	Ringset (Included)	Repl. Piston
PTS541A3	4.195"	407	1.500	3.680	5.858		-8.6cc	12.7	11.5	1.000	S100S8-4195-5	5541A3
PTS541A45	4.210"	410									S100S8-4210-5	5541A45

AMC 401 V8 Reverse Dish -27cc

Kit Part #	Bore	Cubic Inch	Comp. Ht.	Stroke	Rod	Avg. Wt.	Volume	Compression Ratio At: 50cc	Compression Ratio At: 58cc	Pin Diameter	Ringset (Included)	Repl. Piston
PTS540A3	4.195"	407	1.500	3.680	5.858		-27cc	10.3	9.5	1.000	S100S8-4195-5	5540A3
PTS540A45	4.210"	410									S100S8-4210-5	5540A45

BUICK

Buick Grand National 3.8L V6 Turbo

Kit Part #	Bore	Cubic Inch	Comp. Ht.	Stroke	Rod	Avg. Wt.	Volume	Compression Ratio At: Stage 1	Compression Ratio At: Stage 2	Pin Diameter	Ringset (Included)	Repl. Piston
PTS542A2	3.820"	234	1.825	3.400	5.960		-25cc	8	8.5	0.940	3820H	5542A2
PTS542A3	3.830"	235						9	9.3		3830H	5542A3

Buick 455 Flat top

Kit Part #	Bore	Cubic Inch	Comp. Ht.	Stroke	Rod	Avg. Wt.	Volume	Compression Ratio At: 65cc	Compression Ratio At: 68cc	Pin Diameter	Ringset (Included)	Repl. Piston
PTS543AS	4.313"	456	1.980	3.900	6.600		-8.3cc	12.2	11.8	1.000	S100S8-4310-5	5543AS
PTS543A4	4.350"	464									4350H	5543A4

Buick 455 Reverse Dome

Kit Part #	Bore	Cubic Inch	Comp. Ht.	Stroke	Rod	Avg. Wt.	Volume	Compression Ratio At: 65cc	Compression Ratio At: 68cc	Pin Diameter	Ringset (Included)	Repl. Piston
PTS544AS	4.313"	456	1.980	3.900	6.600		-22cc	10.6	10.3	1.000	S100S8-4310-5	5544AS
PTS544A4	4.350"	464									4350H	5544A4

CHEVY

Chevy 305 Small Block Flat Top • 2-Valve Pocket

Kit Part #	Bore	Cubic Inch	Comp. Ht.	Stroke	Rod	Avg. Wt.	Volume	Compression Ratio At: 64cc	Compression Ratio At: 67cc	Pin Diameter	Ringset (Included)	Repl. Piston
PTS526A3	3.766"	310	1.560	3.480	5.700		-5.4cc	9.1	8.8	0.927	3766H	5526A3
PTS526A6	3.796"	315						9.2	8.9		3796H	5014A6

Chevy 350 23° Small Block Flat Top • 2-Valve Pockets

Kit Part #	Bore	Cubic Inch	Comp. Ht.	Stroke	Rod	Avg. Wt.	Volume	Compression Ratio At: 64cc	Compression Ratio At: 67cc	Pin Diameter	Ringset (Included)	Repl. Piston
PTS503AS	4.000"	300	1.560	3.480	5.700		-5cc	9.7:1	9.4:1	0.927	S100S8-4000-5	5503AS
PTS503A3	4.030"	355						9.8:1	9.5:1		S100S8-4030-5	5503A3
PTS503A4	4.040"	357						9.8:1	9.5:1		S100S8-4040-5	5503A4
PTS503A6	4.060"	360						10.0:1	9.7:1		S100S8-4060-5	5503A6
PTS504AS	4.000"	381	1.425	3.750	5.700		-5cc	10.3:1	10.0:1	0.927	S100S8-4000-5	5504AS
PTS504A3	4.030"	383						10.5:1	10.2:1		S100S8-4030-5	5504A3
PTS504A4	4.040"	385						10.5:1	10.2:1		S100S8-4040-5	5504A4
PTS504A6	4.060"	388						10.7:1	10.3:1		S100S8-4060-5	5504A6
PTS505A3	4.030"	355	1.260	3.480	6.000		-5cc	9.8:1	9.5:1	0.927	S100S8-4030-5	5505A3
PTS505A4	4.040"	357						9.8:1	9.5:1		S100S8-4040-5	5505A4
PTS505A6	4.060"	360						10.0:1	9.7:1		S100S8-4060-5	5505A6
PTS506A3	4.030"	357	1.125	3.500	6.125		-5cc	9.9:1	9.6:1	0.927	S100S8-4030-5	5506A3
PTS506A4	4.040"	359						9.9:1	9.6:1		S100S8-4040-5	5506A4
PTS506A6	4.060"	362						10.1:1	9.7:1		S100S8-4060-5	5506A6
PTS506A3	4.030"	383	1.125	3.750	6.000		-5cc	10.5:1	10.2:1	0.927	S100S8-4030-5	5506A3
PTS506A4	4.040"	385						10.5:1	10.2:1		S100S8-4040-5	5506A4
PTS506A6	4.060"	388						10.7:1	10.3:1		S100S8-4060-5	5506A6

Chevy 350 23° Small Block • Hollow Dome

Kit Part #	Bore	Cubic Inch	Comp. Ht.	Stroke	Rod	Avg. Wt.	Volume	Compression Ratio At: 64cc	Compression Ratio At: 67cc	Pin Diameter	Ringset (Included)	Repl. Piston
PTS502A3	4.030"	355	1.560	3.480	5.700		8cc	12.0	11.5	0.927	S100S8-4030-5	5502A3
PTS502A4	4.040"	357						12.1	11.5		S100S8-4040-5	5502A4
PTS502A6	4.060"	360						12.2	11.7		S100S8-4060-5	5502A6
PTS545A3	4.030"	383	1.425	3.750	5.700		8cc	13.1	12.6	0.927	S100S8-4030-5	5545A3
PTS545A4	4.040"	384						13.2	12.7		S100S8-4040-5	5545A4
PTS545A6	4.060"	388						13.3	12.8		S100S8-4060-5	5545A6

Chevy 350 23° Small Block Reverse Dome

Kit Part #	Bore	Cubic Inch	Comp. Ht.	Stroke	Rod	Avg. Wt.	Volume	Compression Ratio At: 64cc	Compression Ratio At: 67cc	Pin Diameter	Ringset (Included)	Repl. Piston
PTS508A3	4.030"	355	1.560	3.480	5.700		-15cc	9.6:1	8.8:1	0.927	S100S8-4030-5	5508A3
PTS508A4	4.040"	357						9.6:1	8.8:1		S100S8-4040-5	5508A4
PTS508A6	4.060"	360						9.8:1	8.9:1		S100S8-4060-5	5508A6
PTS533A3	4.030"	383	1.425	3.750	5.700		-20cc	9.9:1	9.0:1	0.927	S100S8-4030-5	5533A3
PTS533A4	4.040"	385						10.0:1	9.1:1		S100S8-4040-5	5533A4
PTS533A6	4.060"	388						10.0:1	9.2:1		S100S8-4060-5	5533A6
PTS509A3	4.030"	355	1.260	3.480	6.000		-15cc	9.6:1	8.8:1	0.927	S100S8-4030-5	5509A3
PTS509A4	4.040"	357						9.6:1	8.8:1		S100S8-4040-5	5509A4
PTS509A6	4.060"	360						9.8:1	8.9:1		S100S8-4060-5	5509A6
PTS534A3	4.030"	383	1.125	3.750	6.000		-20cc	9.9:1	9.0:1	0.927	S100S8-4030-5	5534A3
PTS534A4	4.040"	385						10.0:1	9.1:1		S100S8-4040-5	5534A4
PTS534A6	4.060"	388						10.0:1	9.2:1		S100S8-4060-5	5534A6

Chevy 400 23° Small Block Flat Top • 2-Valve Pockets

Kit Part #	Bore	Cubic Inch	Comp. Ht.	Stroke	Rod	Avg. Wt.	Volume	Compression Ratio At: 64cc	Compression Ratio At: 67cc	Pin Diameter	Ringset (Included)	Repl. Piston
PTS525AS	4.125"	400	1.125	3.750	6.000		-5cc	11.4	11.1	0.927	S100S8-4125-5	5525AS
PTS525A3	4.155"	406						11.6	11.2		S100S8-4155-5	5525A3
PTS525A4	4.165"	408						11.6	11.2		S100S8-4165-5	5525A4
PTS507A3	4.155"	377	1.560	3.480	5.700		-5cc	10.8	10.5	0.927	S100S8-4155-5	5507A3
PTS507A4	4.165"	379						10.9	10.5		S100S8-4165-5	5507A4
PTS507A3	4.155"	407	1.560	3.750	5.565		-5cc	11.6	11.1	0.927	S100S8-4155-5	5507A3
PTS507A4	4.165"	409						11.6	11.2		S100S8-4165-5	5507A4
PTS510AS	4.125"	400	1.425	3.750	5.700		-5cc	11.6	11.1	0.927	S100S8-4125-5	5510AS
PTS510A3	4.155"	407						11.6	11.2		S100S8-4155-5	5510A3
PTS510A4	4.165"	409						11.6	11.2		S100S8-4165-5	5510A4

CHEVY

Chevy 400 23° Small Block • Hollow Dome

Kit Part #	Bore	Cubic Inch	Comp. Ht.	Stroke	Rod	Avg. Wt.	Volume	Compression Ratio At: 64cc	Compression Ratio At: 67cc	Pin Diameter	Ringset (Included)	Repl. Piston
PTS535AS	4.125"	400	1.125	3.750	6.000		8cc	13.3	12.7	0.927	S100S8-4125-5	5535A3
PTS535A3	4.155"	407						13.5	12.9		S100S8-4155-5	5535A3
PTS535A4	4.165"	409						13.6	13.0		S100S8-4165-5	5535A3

Chevy 400 23° Small Block • Reverse Dome

Kit Part #	Bore	Cubic Inch	Comp. Ht.	Stroke	Rod	Avg. Wt.	Volume	Compression Ratio At: 64cc	Compression Ratio At: 67cc	Pin Diameter	Ringset (Included)	Repl. Piston
PTS546AS	4.125"	400	1.125	3.750	6.000		-11cc	10.8	10.4	0.927	S100S8-4125-5	5546AS
PTS546A1	4.135"	407						10.9	10.5		S100S8-4135-5	5546A1
PTS546A3	4.155	409						11.0	10.6		S100S8-4155-5	5546A3
PTS547AS	4.125"	414	1.062	3.875	6.000		-15cc	10.6	10.3	0.927	S100S8-4125-5	5547AS
PTS547A1	4.135"	416						10.7	10.4		S100S8-4135-5	5547A1
PTS547A3	4.155	420						10.8	10.5		S100S8-4155-5	5547A3

Chevy LS Series +4cc Domed • .945" OEM Pin Dia. • w/ 1/16 x 1/16 x 3mm rings

Kit Part #	Bore	Cubic Inch	Comp. Ht.	Stroke	Rod	Avg. Wt.	Volume	Compression Ratio At: 65cc	Pin Diameter	Ringset (Included)	Repl. Piston
PTS523A903	3.903"	347	1.335	3.622	6.098		4cc	10.7	0.945	3910HF	5523A903
PTS523AS	4.000"	364						11.0		4005HF	5523AS
PTS523A3	4.030"	370						11.2		4035HF	5523A3
PTS523A6	4.060"	347						11.4		4060HF	5523A6

Chevy 396 Big Block Domed • Closed Chamber

Kit Part #	Bore	Cubic Inch	Comp. Ht.	Stroke	Rod	Avg. Wt.	Volume	Compression Ratio At: 96cc	Compression Ratio At: 104cc	Pin Diameter	Ringset (Included)	Repl. Piston
PTS548A3	4.125"	402	1.760	3.766	6.135		21cc	10.8	9.9	0.990	S100S8-4125-5	5548AS
PTS548A4	4.135"	405						10.8	10.0		S100S8-4135-5	5548A1
PTS548A6	4.155"	408						10.9	10.0		S100S8-4155-5	5548A3
PTS519A3	4.125"	402	1.760	3.766	6.135		38cc	13.2	11.9	0.990	S100S8-4125-5	5519A3
PTS519A6	4.155"	408						13.4	12.1		S100S8-4155-5	5519A6

Chevy 427 Big Block Domed • Closed Chamber

Kit Part #	Bore	Cubic Inch	Comp. Ht.	Stroke	Rod	Avg. Wt.	Volume	Compression Ratio At: 107cc	Pin Diameter	Ringset (Included)	Repl. Piston
PTS520AS	4.250"	427	1.760	3.766	6.135		21cc	10.1	0.990	4250H	5520AS
PTS520A3	4.280"	433						10.2		S100S8-4280-5	5520A3
PTS520A6	4.310"	439						10.3		S100S8-4310-5	5520A6

Chevy 454 Big Block • Open Chamber Flat Top

Kit Part #	Bore	Cubic Inch	Comp. Ht.	Stroke	Rod	Avg. Wt.	Volume	Compression Ratio At: 112cc	Compression Ratio At: 119cc	Pin Diameter	Ringset (Included)	Repl. Piston
Compression ratios based on .020" deck												
PTS516AS	4.250"	482	1.270	4.250	6.385		-3cc	8.6	8.2	0.990	4250H	5516AS
PTS516A1	4.260"	485						8.6	8.2		4260H	5516A1
PTS516A3	4.280"	489						8.7	8.3		S100S8-4280-5	5516A3
PTS516A6	4.310"	496						8.8	8.4		S100S8-4310-5	5516A6
PTS516A7	4.320"	498						8.8		8.4	4320H	5516A7

Chevy 454 Big Block • Open Chamber Hollow Dome

Kit Part #	Bore	Cubic Inch	Comp. Ht.	Stroke	Rod	Avg. Wt.	Volume	Compression Ratio At: 112cc	Compression Ratio At: 119cc	Pin Diameter	Ringset (Included)	Repl. Piston
Compression ratios based on .020" deck												
PTS514AS	4.250"	454	1.645	4.000	6.135		21cc	9.8	9.3	0.990	4250H	5514AS
PTS514A1	4.260"	456						9.8	9.3		4260H	5514A1
PTS514A3	4.280"	460						9.9	9.4		S100S8-4280-5	5514A3
PTS514A6	4.310"	467						10.0	9.5		S100S8-4310-5	5514A6
PTS549AS	4.250"	454	1.395	4.000	6.385		32cc	10.8	10.2	0.990	4250H	5549AS
PTS549A1	4.260"	456						10.9	10.2		4260H	5549A3
PTS549A3	4.280"	460						10.9	10.3		S100S8-4280-5	5549A6
PTS549A6	4.310"	467						11.1	10.4		S100S8-4310-5	5549A100

CHEVY

Chevy 502 Big Block • Open Chamber Flat Top

Kit Part #	Bore	Cubic Inch	Comp. Ht.	Stroke	Rod	Avg. Wt.	Volume	Compression Ratio At: 112cc	119cc	Pin Diameter	Ringset (Included)	Repl. Piston
Compression ratios based on .020" deck												
PTS517AS	4.470"	502	1.645	4.000	6.135		-3cc	8.8	8.4	0.990	S100S8-4470-5	5517AS
PTS517A3	4.500"	509						8.9	8.5		S100S8-4500-5	5517A3
PTS517A6	4.530"	516						10.0	8.6		S100S8-4530-5	5517A6

Chevy 502 Big Block • Open Chamber Domed

Kit Part #	Bore	Cubic Inch	Comp. Ht.	Stroke	Rod	Avg. Wt.	Volume	Compression Ratio At: 112cc	119cc	Pin Diameter	Ringset (Included)	Repl. Piston
Compression ratios based on .012" deck												
PTS550A3	4.500"	556	1.215	4.375	6.385		12cc	11.0	10.4	0.990	S100S8-4500-5	5550A3
PTS550A6	4.530"	565						11.1	10.5		S100S8-4530-5	5550A6
PTS551A100	4.600"	582	1.215	4.375	6.385		8cc	11.0	10.5	0.990	S100S8-4600-5	5551A100
PTS551A125	4.625"	588						11.1	10.6		J100S8-4625-5	5551A125

Chevy Vortec 8.1 Flat Top • GEN 7 • Non-stock .990 pin dia. (also fits Marine appl.)

Kit Part #	Bore	Cubic Inch	Comp. Ht.	Stroke	Rod	Avg. Wt.	Volume	Compression Ratio At: 118cc	Pin Diameter	Ringset (Included)	Repl. Piston
Stock Rod - 6.693" Designed to work with an aftermarket 6.700" rod length .990" Pin dia.											
PTS524AS	4.255"	497	1.340	4.370	6.700		-2cc	8.8	0.990	4260H	5524AS
PTS524A3	4.280"	503						8.9		S100S8-4280-5	5524A3
PTS524A4	4.290"	505						10.0		S100S8-4285-5	5524A3

Chevy 502 Cubic Inch • Mini Dome (also fits Marine appl. 8.2L /502ci)

Kit Part #	Bore	Cubic Inch	Comp. Ht.	Stroke	Rod	Avg. Wt.	Volume	Compression Ratio At: 119cc	Pin Diameter	Ringset (Included)	Repl. Piston
Compression ratios based on .020" deck											
PTS518AS	4.470"	502	1.645	4.000	6.135		3.8cc	8.8	0.990	S100S8-4470-5	5518AS
PTS518A3	4.500"	509						8.9		S100S8-4500-5	5518A3
PTS518A6	4.530"	516						10.0		S100S8-4530-5	5518A6

Chevy Big Block 454 Dome

Kit Part #	Bore	Cubic Inch	Comp. Ht.	Stroke	Rod	Avg. Wt.	Volume	Compression Ratio At: 112cc	119cc	Pin Diameter	Ringset (Included)	Repl. Piston
Note: Big Block Chevy 15cc and 21cc domes are solid and may be cut to flat tops. (2.76 grams per cc) Approximately 2.7cc's lost for every .025" cut from dome rise. Compression ratios based on .020" deck												
PTS522AS	4.250"	482	1.270	4.250	6.385		21cc	10.4	9.8	0.990	4250H	5522AS
PTS522A3	4.280"	489						10.5	9.9		S100S8-4280-5	5522A3
PTS522A6	4.310"	496						10.6	10.0		S100S8-4310-5	5522A6

Chevy Big Block 502 Dome

Kit Part #	Bore	Cubic Inch	Comp. Ht.	Stroke	Rod	Avg. Wt.	Volume	Compression Ratio At: 112cc	119cc	Pin Diameter	Ringset (Included)	Repl. Piston
Note: Big Block Chevy 15cc and 21cc domes are solid and may be cut to flat tops. (2.76 grams per cc) Approximately 2.7cc's lost for every .025" cut from dome rise.												
PTS521A3	4.500"	540	1.270	4.250	6.385		15cc	11.1	10.5	0.990	S100S8-4500-5	5521A3
PTS521A6	4.530"	548						11.1	10.5		S100S8-4530-5	5521A6

CHRYSLER

Chrysler 225 Slant 6 Flat Top (w/ 1.0, 1.2, 2.8mm rings)

Kit Part #	Bore	Cubic Inch	Comp. Ht.	Stroke	Rod	Avg. Wt.	Volume	Compression Ratio At: 54cc	Pin Diameter	Ringset (Included)	Repl. Piston
PTS536A25	3.425"	228	1.625	4.125	7.005		-6cc	10.3	0.901	8700XX	5536A25
PTS536A45	3.445"	231						10.3		8750XX	5536A45

Chrysler 318 Flat Top (w/ 5/64 x 5/64 x 3/16 rings)

Kit Part #	Bore	Cubic Inch	Comp. Ht.	Stroke	Rod	Avg. Wt.	Volume	Compression Ratio At: 62cc	64cc	Pin Diameter	Ringset (Included)	Repl. Piston
PTS529AS	3.910"	323	1.800	3.310	6.123		-5cc	9.6	9.4	0.984	3910VK	5529A3
PTS529A3	3.940"	325						9.7	9.5		3940VK	5529A4

Chrysler 360 Flat Top

Kit Part #	Bore	Cubic Inch	Comp. Ht.	Stroke	Rod	Avg. Wt.	Volume	Compression Ratio At: 65cc	68cc	Pin Diameter	Ringset (Included)	Repl. Piston
PTS527AS	4.000"	360	1.665	3.580	6.123		-5cc	10.3	10.0	0.984	S100S8-4000-5	5527AS
PTS527A3	4.030"	365						10.5	10.1		S100S8-4030-5	5527A3

Chrysler 340/360 Flat Top • 4.000" Stroker Crank

Kit Part #	Bore	Cubic Inch	Comp. Ht.	Stroke	Rod	Avg. Wt.	Volume	Compression Ratio At: 65cc	68cc	Pin Diameter	Ringset (Included)	Repl. Piston
PTS528A3	4.030"	408	1.460	4.000	6.123		-5cc	11.5	11.0	0.984	S100S8-4030-5	5528A3
PTS528A4	4.040"	410						11.5	11.1		S100S8-4040-5	5528A4
PTS528A6	4.060"	414						11.6	11.2		S100S8-4060-5	5528A6

Chrysler 440 Flat Top

Kit Part #	Bore	Cubic Inch	Comp. Ht.	Stroke	Rod	Avg. Wt.	Volume	Compression Ratio At: 78cc	88cc	Pin Diameter	Ringset (Included)	Repl. Piston
PTS531AS	4.320"	440	2.050	3.750	6.760		-4cc	10.7	9.8	1.094	4320H	5531AS
PTS531A3	4.350"	446						10.9	9.9		4350H	5531A3
PTS531A55	4.375"	451						11.0	10.0		S100S8-4375-5	5531A55

Chrysler 440 Flat Top • 4.150" Stroker Crank • OEM and Indy Cyl. Heads

Kit Part #	Bore	Cubic Inch	Comp. Ht.	Stroke	Rod	Avg. Wt.	Volume	Compression Ratio At: 78cc	88cc	Pin Diameter	Ringset (Included)	Repl. Piston
PTS532A3	4.350"	493	1.850	4.150	6.760		-6.3	11.5	10.5	0.990	4350H	5532A3
PTS532A55	4.375"	499						11.6	10.6		S100S8-4375-5	5532A55

FORD

Ford Windsor 289 / 302 Flat Top

Kit Part #	Bore	Cubic Inch	Comp. Ht.	Stroke	Rod	Avg. Wt.	Volume	Compression Ratio At: 60cc	70cc	Pin Diameter	Ringset (Included)	Repl. Piston
Compression ratios based on "0" deck												
PTS500A3	4.030"	306	1.600	3.000	5.090		-7cc	9.3	8.3	0.912	S100S8-4030-5	5500A3
PTS500A4	4.040"	308						9.3	8.3		S100S8-4040-5	5500A4

Ford Windsor 289 / 302 Reverse Dome

Kit Part #	Bore	Cubic Inch	Comp. Ht.	Stroke	Rod	Avg. Wt.	Volume	Compression Ratio At: 60cc	70cc	Pin Diameter	Ringset (Included)	Repl. Piston
Compression ratios based on "0" deck												
PTS513A3	4.030"	306	1.600	3.000	5.090		-10cc	9.0	8.0	0.912	S100S8-4030-5	5513A3
PTS513A4	4.040"	308						9.0	8.0		S100S8-4040-5	5513A4
Compression ratios based on "0.010" deck												
PTS552A125	4.125"	363	1.090	3.400	5.400		-14cc	9.7	8.8	0.927	S100S8-4125-5	5552A125
PTS552A155	4.155"	368						9.8	9.0		S100S8-4155-5	5552A155

FORD

Ford Windsor 302 Stroker Flat Top

Kit Part #	Bore	Cubic Inch	Comp. Ht.	Stroke	Rod	Avg. Wt.	Volume	Compression Ratio At: 60cc	Compression Ratio At: 70cc	Pin Diameter	Ringset (Included)	Repl. Piston
Compression ratios based on "0" deck												
PTS511A3	4.030"	347	1.090	3.400	5.400		-7cc	10.4	9.3	0.927	S100S8-4030-5	5511A3
PTS511A4	4.040"	349						10.4	9.3		S100S8-4040-5	5511A4
PTS512A3	4.030"	332	1.165	3.250				10.0	9.0		S100S8-4030-5	5512A3
PTS512A4	4.040"	333						10.0	9.0		S100S8-4040-5	5512A4

Ford Windsor 351 Flat Top

Kit Part #	Bore	Cubic Inch	Comp. Ht.	Stroke	Rod	Avg. Wt.	Volume	Compression Ratio At: 60cc	Compression Ratio At: 70cc	Pin Diameter	Ringset (Included)	Repl. Piston
Compression ratios based on .020" deck												
PTS501A3	4.030"	357	1.769	3.500	5.954		-7cc	10.7	9.6	0.912	S100S8-4030-5	5501A3
PTS501A4	4.040"	359						10.9	9.7		S100S8-4040-5	5501A4
PTS500A3	4.030"	392	1.600	3.850				11.1	10.0		S100S8-4030-5	5500A3
PTS500A4	4.040"	394						11.1	10.0		S100S8-4040-5	5500A4

Ford Windsor 351 Reverse Dome

Kit Part #	Bore	Cubic Inch	Comp. Ht.	Stroke	Rod	Avg. Wt.	Volume	Compression Ratio At: 60cc	Compression Ratio At: 70cc	Pin Diameter	Ringset (Included)	Repl. Piston
Compression ratios based on .020" deck												
PTS553A3	4.030"	408	1.280	4.000	6.200		-15cc	10.5	9.5	0.927	S100S8-4030-5	5553A3
PTS553A4	4.040"	410						10.6	9.6		S100S8-4040-5	5553A4
PPTS553A6	4.060"	414						10.7	9.7		S100S8-4060-5	5553A6
PTS554A125	4.125"	427	1.280	4.000	6.200		-19cc	10.5	9.6	0.927	S100S8-4125-5	5554A125
PTS554A155	4.155"	433						10.6	9.7		S100S8-4155-5	5554A155

Ford Cleveland 351 Flat Top

Kit Part #	Bore	Cubic Inch	Comp. Ht.	Stroke	Rod	Avg. Wt.	Volume	Compression Ratio At: 60cc	Compression Ratio At: 70cc	Pin Diameter	Ringset (Included)	Repl. Piston
Compression ratios based on .020" deck												
PTS515A3	4.030"	357	1.647	3.500	5.788		-3cc	11.0	9.8	0.912	S100S8-4030-5	5515A3
PTS515A4	4.040"	358						11.0	9.8		S100S8-4040-5	5515A4

Ford 460 Flat Top (also fits Marine appl.) 7.5L

Kit Part #	Bore	Cubic Inch	Comp. Ht.	Stroke	Rod	Avg. Wt.	Volume	Compression Ratio At: 75cc	Compression Ratio At: 95cc	Pin Diameter	Ringset (Included)	Repl. Piston
(PT074H3, Will not fit M6049-SCJ Heads)												
PTS530AS	4.360"	460	1.756	3.850	6.605		-5.4cc	11.4	9.5	1.040	4360H	5530AS
PTS530A3	4.390"	466						11.5	9.6		S100S8-4390-5	5530A3
PTS530A6	4.420"	472						11.6	9.7		Call	5530A6

OLDSMOBILE

Oldsmobile 455 Reverse Dome

Kit Part #	Bore	Cubic Inch	Comp. Ht.	Stroke	Rod	Avg. Wt.	Volume	Compression Ratio At: 77cc	Compression Ratio At: 80cc	Pin Diameter	Ringset (Included)	Repl. Piston
PTS537AS	4.125"	455	1.750	4.250	6.735		-15cc	10.2	9.9	0.980	S100S8-4125-5	5537AS
PTS537A3	4.155"	461						10.3	10.0		S100S8-4155-5	5537A3

SPORT COMPACT SERIES

MODERN DAY 4 & 6 CYLINDER HIGH PERFORMANCE PISTONS



HD SEVERE DUTY FORGING AVAILABLE FOR HEAVY HORSEPOWER APPLICATIONS

2618 AEROSPACE ALLOY FOR SUPERIOR STREGTH TO WEIGHT RATIO

ArmorPlating™
AVAILABLE ON SELECT APPLICATIONS

STRUTTED FORGING FOR IMPROVED STRENGTH

ArmorGlide® SKIRT COATING
INCREASES POWER AND REDUCES PISTON ROCK.

ACURA / HONDA

ACURA / HONDA

Honda B16A • Civic SI 1993-2001 (must use at least a .040" thick gasket)

Kit Part #	Bore mm / Inch	Oversize	Stroke	Rod	Comp. Ht.	Head cc's	Volume	Gasket Thickness	Deck Clearance	Block Ht.	Comp. Ratio	Pin Part # (Included)	Ringset (Included)	Avg. Wt.	Foot note
Includes .225" wall tool steel pin															
K673M81AP	81.00 / 3.189	Std.	3.047 77.4mm	5.287 134.3mm	1.181 30mm	42.7	-8cc	0.040 1.0mm	.0005 .013mm	7.992 203mm	8.1	S733 21mm - .827 x 2.002	8100XX	289	1, 2, 3
K673M815AP	81.50 / 3.209	0.020									8.2		8150XX	295	
K673M82AP	82.00 / 3.228	0.040									8.3		8200XX	303	
Includes .200" wall tool steel pin															
K649M84	84.00 / 3.307	0.080	3.047 77.4mm	5.287 134.3mm	1.181 30mm	42.7	-10cc	0.040 1.0mm	.0005 .013mm	7.992 203mm	8.3	S750 21mm - .827 x 2.362	8400XX	320	1, 3
K649M845	84.50 / 3.327	0.100									8.4		8450XX	326	
K649M85	85.00 / 3.346	0.120									8.5		8500XX	332	
K542M81AP	81.00 / 3.189	Std.	3.047 77.4mm	5.287 134.3mm	1.175 29.85mm	42.7	-2.4cc FT	0.040 1.0mm	.0065 .17mm	7.992 203mm	8.8	S656 21mm - .827 x 2.002	8100XX	280	1, 3
K542M8125AP	81.25 / 3.199	0.010									8.8		8125XX	281	
K542M815AP	81.50 / 3.209	0.020									8.9		8150XX	285	
K542M82AP	82.00 / 3.228	0.040									9.0		8200XX	296	
K623M84	84.00 / 3.307	0.080	3.047 77.4mm	5.287 134.3mm	1.181 30mm	42.7	-2.3cc FT	0.040 1.0mm	.0005 .013mm	7.992 203mm	9.4	S656 21mm - .827 x 2.002	8400XX	296	1, 3
K623M845	84.50 / 3.327	0.100									9.4		8450XX	302	
K567M84AP	84.00 / 3.307	0.080	3.047 77.4mm	5.287 134.3mm	1.181 30mm	42.7	2cc	0.040 1.0mm	.0005 .013mm	7.992 203mm	10.1	S656 21mm - .827 x 2.002	8400XX	288	1, 3
K567M8425AP	84.25 / 3.317	0.090									10.2		8425XX	292	
K567M845AP	84.50 / 3.327	0.100									10.2		8450XX	294	
K567M85AP	85.00 / 3.346	0.120									10.3		8500XX	300	
K566M81AP	81.00 / 3.189	Std.	3.047 77.4mm	5.287 134.3mm	1.185 30.1mm	42.7	5cc	0.040 1.0mm	+.0035 +.009mm	7.992 203mm	10.4	S656 21mm - .827 x 2.002	8100XX	275	1, 2, 3
K566M8125AP	81.25 / 3.199	0.010									10.4		8125XX	279	
K566M815AP	81.50 / 3.209	0.020									10.5		8150XX	281	
K566M82AP	82.00 / 3.228	0.040									10.6		8200XX	287	
K593M81AP	81.00 / 3.189	Std.	3.047 77.4mm	5.287 134.3mm	1.181 30mm	42.7	8.3cc	0.040 1.0mm	.0005 .013mm	7.992 203mm	10.9	S656 21mm - .827 x 2.002	8100XX	270	1, 2, 3
K593M8125AP	81.25 / 3.199	0.010									11.0		8125XX	270	
K593M815AP	81.50 / 3.209	0.020									11.0		8150XX	278	
K593M82AP	82.00 / 3.228	0.040									11.1		8200XX	281	
K594M84AP	84.00 / 3.307	0.080	3.047 77.4mm	5.287 134.3mm	1.181 30mm	42.7	8.3cc	0.040 1.0mm	.0005 .013mm	7.992 203mm	11.5	S656 21mm - .827 x 2.002	8400XX	275	1, 3
K594M8425AP	84.25 / 3.317	0.090									11.6		8425XX	276	
K594M845AP	84.50 / 3.327	0.100									11.6		8450XX	279	
K594M85AP	85.00 / 3.346	0.120									11.7		8500XX	286	
K594M855AP	85.50 / 3.366	0.140									11.9		8550XX	292	
K594M86AP	86.00 / 3.386	0.160									12.0		8600XX	297	

******84.00mm and larger require sleeved engine block***
Optional K1 Rod for B16A Series: Part # 015BR16529

Honda B17A1 • Integra GSR 1992-1993 (must use at least .040" thick gasket)

Kit Part #	Bore mm / Inch	Oversize	Stroke	Rod	Comp. Ht.	Head cc's	Volume	Gasket Thickness	Deck Clearance	Block Ht.	Comp. Ratio	Pin Part # (Included)	Ringset (Included)	Avg. Wt.	Foot note
Includes .225" wall tool steel pin															
K673M81AP	81.00 / 3.189	Std.	3.205 81.4mm	5.287 134.3mm	1.181 30mm	42.7	-8cc	0.040 1.0mm	.0005 .013mm	7.992 203mm	8.4	S733 21mm - .827 x 2.002	8100XX	289	1, 2, 3
K673M815AP	81.50 / 3.209	0.020									8.5		8150XX	295	
K673M82AP	82.00 / 3.228	0.040									8.6		8200XX	303	
K542M81AP	81.00 / 3.189	Std.	3.205 81.4mm	5.208 132.3mm	1.175 29.85mm	42.7	-2.4cc FT	0.040 1.0mm	.0065 .17mm	7.992 203mm	9.2	S656 21mm - .827 x 2.002	8100XX	280	1, 3
K542M8125AP	81.25 / 3.199	0.010									9.2		8125XX	281	
K542M815AP	81.50 / 3.209	0.020									9.3		8150XX	285	
K542M82AP	82.00 / 3.228	0.040									9.4		8200XX	296	
K566M81AP	81.00 / 3.189	Std.	3.205 81.4mm	5.208 132.3mm	1.185 30.1mm	42.7	5cc	0.040 1.0mm	+.0035 +.009mm	7.992 203mm	10.7	S656 21mm - .827 x 2.002	8100XX	275	1, 2, 3
K566M8125AP	81.25 / 3.199	0.010									10.7		8125XX	279	
K566M815AP	81.50 / 3.209	0.020									10.8		8150XX	281	
K566M82AP	82.00 / 3.228	0.040									10.9		8200XX	287	
K593M81AP	81.00 / 3.189	Std.	3.205 81.4mm	5.208 132.3mm	1.181 30mm	42.7	8.3cc	0.040 1.0mm	.0005 .013mm	7.992 203mm	11.6	S656 21mm - .827 x 2.002	8100XX	270	1, 2, 3
K593M8125AP	81.25 / 3.199	0.010									11.6		8125XX	270	
K593M815AP	81.50 / 3.209	0.020									11.7		8150XX	278	
K593M82AP	82.00 / 3.228	0.040									11.8		8200XX	281	

Foot Notes (far right column)
1 - Most Wiseco Pistons have offset pins. (Pins must be offset, same as OEM, for quietest operation).
2 - Due to compression height that may protrude above the deck, it is recommended that a 1.00mm thick head gasket is used.
3 - Optional pin upgrade available. See page 98 for info.

ACURA / HONDA

ACURA / HONDA B-Series

Honda B18A1/B1 • Integra 1990-2001

Kit Part #	Bore mm / Inch	Oversize	Stroke	Rod	Comp. Ht.	Head cc's	Volume	Gasket Thickness	Deck Clearance	Block Ht.	Comp. Ratio	Pin Part # (Included)	Ringset (Included)	Avg. Wt.	Foot note
K541M81AP	81.00 / 3.189	Std.	3.504 89mm	5.394 137mm	1.181 30mm	45.0	-12cc	0.030 .76mm	.020 .50mm	8..347 212mm	8.2	S656 21mm - .827 x 2.002	8100XX	280	1, 3
K541M8125AP	81.25 / 3.199	0.010									8.3		8125XX	281	
K541M815AP	81.50 / 3.209	0.020									8.3		8150XX	285	
K541M82AP	82.00 / 3.228	0.040									8.4		8200XX	296	
Includes .225" wall tool steel pin															
K673M81AP	81.00 / 3.189	Std.	3.504 89mm	5.394 137mm	1.181 30mm	45.0	-8cc	0.030 .76mm	.020 .50mm	8..347 212mm	8.5	S733 21mm - .827 x 2.002	8100XX	289	1, 2, 3
K673M815AP	81.50 / 3.209	0.020									8.6		8150XX	295	
K673M82AP	82.00 / 3.228	0.040									8.7		8200XX	303	
Includes .200" wall tool steel pin															
K649M84	84.00 / 3.307	0.080	3.504 89mm	5.394 137mm	1.181 30mm	45.0	-10cc	0.030 .76mm	.020 .50mm	8..347 212mm	8.8	S750 21mm - .827 x 2.362	8400XX	320	1, 3
K649M845	84.50 / 3.327	0.100									8.9		8450XX	326	
K649M85	85.00 / 3.346	0.120									8.9		8500XX	332	
K542M81AP	81.00 / 3.189	Std.	3.504 89mm	5.394 137mm	1.175 29.85mm	45.0	-2.4cc FT	0.030 .76mm	.026 .66mm	8..347 212mm	9.4	S656 21mm - .827 x 2.002	8100XX	280	1, 3
K542M8125AP	81.25 / 3.199	0.010									9.4		8125XX	281	
K542M815AP	81.50 / 3.209	0.020									9.5		8150XX	285	
K542M82AP	82.00 / 3.228	0.040									9.6		8200XX	296	
K623M84	84.00 / 3.307	0.080	3.504 89mm	5.394 137mm	1.181 30mm	45.0	-2.3cc FT	0.030 .76mm	.020 .50mm	8..347 212mm	9.9	S656 21mm - .827 x 2.002	8400XX	296	1, 3
K623M845	84.50 / 3.327	0.100									10.0		8450XX	302	
K566M81AP	81.00 / 3.189	Std.	3.504 89mm	5.394 137mm	1.185 30.1mm	45.0	5cc	0.030 .76mm	.016 .40mm	8..347 212mm	11.0	S656 21mm - .827 x 2.002	8100XX	275	1, 2, 3
K566M8125AP	81.25 / 3.199	0.010									11.0		8125XX	279	
K566M815AP	81.50 / 3.209	0.020									11.1		8150XX	281	
K566M82AP	82.00 / 3.228	0.040									11.1		8200XX	287	
K593M81AP	81.00 / 3.189	Std.	3.504 89mm	5.394 137mm	1.181 30mm	45.0	8.3cc	0.030 .76mm	.020 .50mm	8..347 212mm	11.6	S656 21mm - .827 x 2.002	8100XX	270	1, 2, 3
K593M8125AP	81.25 / 3.199	0.010									11.7		8125XX	270	
K593M815AP	81.50 / 3.209	0.020									11.7		8150XX	278	
K593M82AP	82.00 / 3.228	0.040									11.8		8200XX	281	
K594M84AP	84.00 / 3.307	0.080	3.504 89mm	5.394 137mm	1.181 30mm	45.0	8.3cc	0.030 .76mm	.020 .50mm	8..347 212mm	12.3	S561 21mm - .827 x 2.002	8400XX	275	1, 3
K594M8425AP	84.25 / 3.317	0.090									12.3		8425XX	276	
K594M845AP	84.50 / 3.327	0.100									12.4		8450XX	279	
K594M85AP	85.00 / 3.346	0.120									12.5		8500XX	286	
K594M855AP	85.50 / 3.366	0.140									11.6		8550XX	292	
K594M86AP	86.00 / 3.386	0.160									12.7		8600XX	297	

***84.00mm and larger require sleeved engine block

Optional K1 Rod for B18A1/B1, B20B Series: Part # 015BR16137

Foot Notes (far right column)

1 - Most Wiseco Pistons have offset pins. (Pins must be offset, same as OEM, for quietest operation).
2 - Due to compression height that may protrude above the deck, it is recommended that a 1.00mm thick head gasket is used.
3 - Optional pin upgrade available.
4 - Utilizes extra deep valve pockets to expand the range of I-Vtec with big cams and milled heads
6 - These pistons have an oil ring groove that is lower than OE. Will not work with sleeves with access hole if the oil ring is not pinned in place.

B - Build to order.
C - Stroker Kit for B25 stroker Crank.
D - Weight reduction possible.
E - With valve pockets unlike K557M Series.
G - Only with 2.5L connecting rods
H - Based on Volvo rod 23mm. Ford OEM 21mm.

P - Piston guided rod, washer required.
Q - Oil Squirter modification required.
R - Pin 20mm, OEM = 20.65mm (13/16)

ACURA / HONDA

ACURA / HONDA B-Series

Honda B18 LS VTEC (B18A1/B1 With B16A VTEC Head)

Kit Part #	Bore mm / Inch	Oversize	Stroke	Rod	Comp. Ht.	Head cc's	Volume	Gasket Thickness	Deck Clearance	Block Ht.	Comp. Ratio	Pin Part # (Included)	Ringset (Included)	Avg. Wt.	Foot note
K541M81AP	81.00 / 3.189	Std.	3.504 89mm	5.394 137mm	1.181 30mm	42.7	-12cc	0.030 .76mm	.020 .50mm	8..347 212mm	8.4	S656 21mm - .827 x 2.002	8100XX	280	1, 3
K541M8125AP	81.25 / 3.199	0.010									8.4		8125XX	281	
K541M815AP	81.50 / 3.209	0.020									8.5		8150XX	285	
K541M82AP	82.00 / 3.228	0.040									8.6		8200XX	296	
Includes .225" wall tool steel pin															
K673M81AP	81.00 / 3.189	Std.	3.504 89mm	5.394 137mm	1.181 30mm	42.7	-8cc	0.030 .76mm	.020 .50mm	8..347 212mm	9.0	S733 21mm - .827 x 2.002	8100XX	289	1, 2, 3
K673M815AP	81.50 / 3.209	0.020									9.1		8150XX	295	
K673M82AP	82.00 / 3.228	0.040									9.2		8200XX	303	
Includes .200" wall tool steel pin															
K649M84	84.00 / 3.307	0.080	3.504 89mm	5.394 137mm	1.181 30mm	42.7	-10cc	0.030 .76mm	.020 .50mm	8..347 212mm	9.3	S750 21mm - .827 x 2.362	8400XX	320	1, 3
K649M845	84.50 / 3.327	0.100									9.3		8450XX	326	
K649M85	85.00 / 3.346	0.120									9.4		8500XX	332	
K542M81AP	81.00 / 3.189	Std.	3.504 89mm	5.394 137mm	1.175 29.85mm	42.7	-2.4cc FT	0.030 .76mm	.026 .66mm	8..347 212mm	9.8	S656 21mm - .827 x 2.002	8100XX	280	1, 3
K542M8125AP	81.25 / 3.199	0.010									9.8		8125XX	281	
K542M815AP	81.50 / 3.209	0.020									9.8		8150XX	285	
K542M82AP	82.00 / 3.228	0.040									10.0		8200XX	296	
K623M84	84.00 / 3.307	0.080	3.504 89mm	5.394 137mm	1.181 30mm	42.7	-2.3cc FT	0.030 .76mm	.020 .50mm	8..347 212mm	10.5	S656 21mm - .827 x 2.002	8400XX	296	1, 3
K623M845	84.50 / 3.327	0.100									10.6		8450XX	302	
K566M81AP	81.00 / 3.189	Std.	3.504 89mm	5.394 137mm	1.185 30.1mm	42.7	5cc	0.030 .76mm	.016 .40mm	8..347 212mm	11.5	S656 21mm - .827 x 2.002	8100XX	275	1, 2, 3
K566M8125AP	81.25 / 3.199	0.010									11.6		8125XX	279	
K566M815AP	81.50 / 3.209	0.020									11.6		8150XX	281	
K566M82AP	82.00 / 3.228	0.040									11.7		8200XX	287	
K593M81AP	81.00 / 3.189	Std.	3.504 89mm	5.394 137mm	1.181 30mm	42.7	8.3cc	0.030 .76mm	.020 .50mm	8..347 212mm	12.2	S656 21mm - .827 x 2.002	8100XX	270	1, 2, 3
K593M8125AP	81.25 / 3.199	0.010									12.3		8125XX	270	
K593M815AP	81.50 / 3.209	0.020									12.3		8150XX	278	
K593M82AP	82.00 / 3.228	0.040									12.4		8200XX	281	
K594M84AP	84.00 / 3.307	0.080	3.504 89mm	5.394 137mm	1.181 30mm	42.7	8.3cc	0.030 .76mm	.020 .50mm	8..347 212mm	12.9	S561 21mm - .827 x 2.002	8400XX	275	1, 3
K594M8425AP	84.25 / 3.317	0.090									13.0		8425XX	276	
K594M845AP	84.50 / 3.327	0.100									13.0		8450XX	279	
K594M85AP	85.00 / 3.346	0.120									13.1		8500XX	286	
K594M855AP	85.50 / 3.366	0.140									13.3		8550XX	292	
K594M86AP	86.00 / 3.386	0.160									13.4		8600XX	297	

***84.00mm and larger require sleeved engine block
Optional K1 Rod for B18C Series: Part # 015BS16138

ACURA / HONDA

ACURA / HONDA B-Series

Honda B18C • Integra 1994-2001

Kit Part #	Bore mm / Inch	Oversize	Stroke	Rod	Comp. Ht.	Head cc's	Volume	Gasket Thickness	Deck Clearance	Block Ht.	Comp. Ratio	Pin Part # (Included)	Ringset (Included)	Avg. Wt.	Foot-note
K541M81AP	81.00 / 3.189	Std.	3.433 87.2mm	5.433 138mm	1.181 30mm	41.5	-12cc	0.030 .76mm	.017 .43mm	8..347 212mm	8.5	S656 21mm - .827 x 2.002	8100XX	280	1, 3
K541M8125AP	81.25 / 3.199	0.010									8.6		8125XX	281	
K541M815AP	81.50 / 3.209	0.020									8.6		8150XX	285	
K541M82AP	82.00 / 3.228	0.040									8.7		8200XX	296	
Includes .225" wall tool steel pin															
K673M81AP	81.00 / 3.189	Std.	3.433 87.2mm	5.433 138mm	1.181 30mm	41.5	-8cc	0.030 .76mm	.017 .43mm	8..347 212mm	9.1	S733 21mm - .827 x 2.002	8100XX	289	1, 2, 3
K673M815AP	81.50 / 3.209	0.020									9.1		8150XX	295	
K673M82AP	82.00 / 3.228	0.040									9.3		8200XX	303	
Includes .200" wall tool steel pin															
K649M84	84.00 / 3.307	0.080	3.433 87.2mm	5.433 138mm	1.181 30mm	41.5	-10cc	0.030 .76mm	.017 .43mm	8..347 212mm	9.3	S750 21mm - .827 x 2.362	8400XX	320	1, 3
K649M845	84.50 / 3.327	0.100									9.4		8450XX	326	
K649M85	85.00 / 3.346	0.120									9.5		8500XX	332	
K542M81AP	81.00 / 3.189	Std.	3.433 87.2mm	5.433 138mm	1.175 29.85mm	41.5	-2.4cc FT	0.030 .76mm	.022 .56mm	8..347 212mm	9.9	S656 21mm - .827 x 2.002	8100XX	280	1, 3
K542M8125AP	81.25 / 3.199	0.010									9.9		8125XX	281	
K542M815AP	81.50 / 3.209	0.020									10.0		8150XX	285	
K542M82AP	82.00 / 3.228	0.040									10.0		8200XX	296	
K623M84	84.00 / 3.307	0.080	3.433 87.2mm	5.433 138mm	1.181 30mm	41.5	-2.3cc FT	0.030 .76mm	.017 .43mm	8..347 212mm	10.6	S656 21mm - .827 x 2.002	8400XX	296	1, 3
K623M845	84.50 / 3.327	0.100									10.7		8450XX	302	
K566M81AP	81.00 / 3.189	Std.	3.433 87.2mm	5.433 138mm	1.185 30.1mm	41.5	5cc	0.030 .76mm	.013 .33mm	8..347 212mm	11.7	S656 21mm - .827 x 2.002	8100XX	275	1, 2, 3
K566M8125AP	81.25 / 3.199	0.010									11.7		8125XX	279	
K566M815AP	81.50 / 3.209	0.020									11.8		8150XX	281	
K566M82AP	82.00 / 3.228	0.040									11.9		8200XX	287	
K593M81AP	81.00 / 3.189	Std.	3.433 87.2mm	5.433 138mm	1.181 30mm	41.5	8.3cc	0.030 .76mm	.017 .43mm	8..347 212mm	13.4	S656 21mm - .827 x 2.002	8100XX	270	1, 2, 3
K593M8125AP	81.25 / 3.199	0.010									12.5		8125XX	270	
K593M815AP	81.50 / 3.209	0.020									12.5		8150XX	278	
K593M82AP	82.00 / 3.228	0.040									12.7		8200XX	281	
K594M84AP	84.00 / 3.307	0.080	3.433 87.2mm	5.433 138mm	1.181 30mm	41.5	8.3cc	0.030 .76mm	.017 .43mm	8..347 212mm	13.1	S561 21mm - .827 x 2.002	8400XX	275	1, 3
K594M8425AP	84.25 / 3.317	0.090									13.1		8425XX	276	
K594M845AP	84.50 / 3.327	0.100									13.2		8450XX	279	
K594M85AP	85.00 / 3.346	0.120									13.4		8500XX	286	
K594M855AP	85.50 / 3.366	0.140									13.5		8550XX	292	
K594M86AP	86.00 / 3.386	0.160									13.6		8600XX	297	

***84.00mm and larger require sleeved engine block
Optional K1 Rod for B18C Series: Part # 015BS161388

Foot Notes (far right column)

1 - Most Wiseco Pistons have offset pins. (Pins must be offset, same as OEM, for quietest operation).
2 - Due to compression height that may protrude above the deck, it is recommended that a 1.00mm thick head gasket is used.
3 - Optional pin upgrade available.
4 - Utilizes extra deep valve pockets to expand the range of I-Vtec with big cams and milled heads
6 - These pistons have an oil ring groove that is lower than OE. Will not work with sleeves with access hole if the oil ring is not pinned in place.

B - Build to order.
C - Stroker Kit for B25 stroker Crank.
D - Weight reduction possible.
E - With valve pockets unlike K557M Series.
G - Only with 2.5L connecting rods
H - Based on Volvo rod 23mm. Ford OEM 21mm.

P - Piston guided rod, washer required.
Q - Oil Squirter modification required.
R - Pin 20mm, OEM = 20.65mm (13/16)

ACURA / HONDA

ACURA / HONDA B-Series

Honda B20B With VTEC Head • CRV / VTEC 1997-2002

Kit Part #	Bore mm / Inch	Oversize	Stroke	Rod	Comp. Ht.	Head cc's	Volume	Gasket Thickness	Deck Clearance	Block Ht.	Comp. Ratio	Pin Part # (Included)	Ringset (Included)	Avg. Wt.	Foot note
K545M84	84.00 / 3.307	Std.	3.504 89mm	5.394 137mm	1.181 30mm	42.7	-8cc	0.030 .76mm	.020 .50mm	8..347 212mm	8.3	S733 21mm - .827 x 2.002	8100XX	294	1, 2, 3
K545M845	84.50 / 3.327	0.020									8.4		8150XX	297	
K545M85	85.00 / 3.346	0.040									8.4		8200XX	303	
Includes .200" wall tool steel pin															
K649M84	84.00 / 3.307	Std.	3.504 89mm	5.394 137mm	1.181 30mm	42.7	-10cc	0.030 .76mm	.020 .50mm	8..347 212mm	9.3	S750 21mm - .827 x 2.362	8400XX	320	1, 3
K649M845	84.50 / 3.327	0.020									9.3		8450XX	326	
K649M85	85.00 / 3.346	0.040									9.4		8500XX	332	
K623M84	84.00 / 3.307	Std.	3.504 89mm	5.394 137mm	1.181 30mm	42.7	-2.3cc FT	0.030 .76mm	.020 .50mm	8..347 212mm	10.5	S656 21mm - .827 x 2.002	8400XX	296	1, 3
K623M845	84.50 / 3.327	0.020									10.6		8450XX	302	
K567M84AP	84.00 / 3.307	Std.	3.504 89mm	5.394 137mm	1.181 30mm	42.7	2cc	0.040 1.0mm	.020 .50mm	8..347 212mm	11.3	S656 21mm - .827 x 2.002	8400XX	288	1, 3
K567M8425AP	84.25 / 3.317	0.010									11.4		8425XX	292	
K567M845AP	84.50 / 3.327	0.020									11.4		8450XX	294	
K567M85AP	85.00 / 3.346	0.040									11.6		8500XX	300	
K594M84AP	84.00 / 3.307	Std.	3.504 89mm	5.394 137mm	1.181 30mm	42.7	8.3cc	0.030 .76mm	.020 .50mm	8..347 212mm	12.9	S561 21mm - .827 x 2.002	8400XX	275	1, 3
K594M8425AP	84.25 / 3.317	0.010									13.0		8425XX	276	
K594M845AP	84.50 / 3.327	0.020									13.0		8450XX	279	
K594M85AP	85.00 / 3.346	0.040									13.1		8500XX	286	
K594M855AP	85.50 / 3.366	0.060									13.3		8550XX	292	
K594M86AP	86.00 / 3.386	0.080									13.4		8600XX	297	

***84.00mm and larger require sleeved engine block
Optional K1 Rod for B18A1/B1, B20B Series: Part # 015BR16137

ACURA / HONDA

ACURA / HONDA D-Series

Honda D16Z6, D16Y7 • Civic SOHC 1992+

Kit Part #	Bore mm / Inch	Oversize	Stroke	Rod	Comp. Ht.	Head cc's	Volume	Gasket Thickness	Deck Clearance	Block Ht.	Comp. Ratio	Pin Part # (Included)	Ringset (Included)	Avg. Wt.	Foot note
K546M755	75.50 / 2.972	0.020	3.543 90mm	5.394 137mm	1.174 29.81mm	34.6	-15.4cc	0.030 .76mm	.007 .18mm	8.347 212mm	8.4	S622 19mm - .748 x 2.500	7550XX	232	1, 3

Honda D16Y8 • Civic SOHC 1996-2000

Kit Part #	Bore mm / Inch	Oversize	Stroke	Rod	Comp. Ht.	Head cc's	Volume	Gasket Thickness	Deck Clearance	Block Ht.	Comp. Ratio	Pin Part # (Included)	Ringset (Included)	Avg. Wt.	Foot note
K543M75	75.00 / 2.953	Std.	3.543	5.394 137mm	1.148 29.15mm	32.8	-14cc	0.030 .76mm	.033 .84mm	8.347 212mm	8.4	S622 19mm - .748 x 2.500	7500XX	222	1, 3
K543M755	75.50 / 2.972	0.020	90mm								8.5		7550XX	230	

Honda D17 • Civic 2000-2005

Kit Part #	Bore mm / Inch	Oversize	Stroke	Rod	Comp. Ht.	Head cc's	Volume	Gasket Thickness	Deck Clearance	Block Ht.	Comp. Ratio	Pin Part # (Included)	Ringset (Included)	Avg. Wt.	Foot note
K624M75	75.00 / 2.953	Std.	3.716 94.4mm	5.394 137mm	1.063 27mm	33.5	-14cc	0.030 .76mm	.032 .81mm	8.347 212mm	8.8	S622 19mm - .748 x 2.500	7500XX	210	1, 3
K624M755	75.50 / 2.972	0.020									8.8		7550XX	217	

***84.00mm and larger require sleeved engine block
Optional K1 Rod for B18C Series: Part # 015BS16138

ACURA / HONDA F-Series

Honda F20C S2000 (FRM Cylinders must run SLEEVED bores)

Kit Part #	Bore mm / Inch	Oversize	Stroke	Rod	Comp. Ht.	Head cc's	Volume	Gasket Thickness	Deck Clearance	Block Ht.	Comp. Ratio	Pin Part # (Included)	Ringset (Included)	Avg. Wt.	Foot note
K632M87	87.00 / 3.425	Std.	3.307 84mm	6.023 153mm	1.141 28.98mm	52.5	-10cc	0.030 .76mm	.001 .25mm	8.819 224mm	8.4	S551 23mm - .905 x 2.002	8700XX	302	1, 2
K632M875	87.50/ 3.445	0.020									8.5		8750XX	307	
K632M89	89.00 / 3.504	0.080									8.8		8900XX	326	
KE238M875	87.50/ 3.445	0.020	3.307 84mm	6.023 153mm	1.141 28.98mm	52.5	7cc	0.030 .76mm	.001 .25mm	8.819 224mm	11.1	S551 23mm - .905 x 2.002	8750XX	338	1. 2
KE238M89	89.00 / 3.504	0.080									11.4		8900XX	345	

Honda F22C S2000 (FRM Cylinders must run SLEEVED bores)

Kit Part #	Bore mm / Inch	Oversize	Stroke	Rod	Comp. Ht.	Head cc's	Volume	Gasket Thickness	Deck Clearance	Block Ht.	Comp. Ratio	Pin Part # (Included)	Ringset (Included)	Avg. Wt.	Foot-note
K632M87	87.00 / 3.425	Std.	3.573 90.75mm	5.892 149.65mm	1.141 28.98mm	52.5	-10cc	0.030 .76mm	+.001 +.25mm	8.819 224mm	9.0	S551 23mm - .905 x 2.002	8700XX	302	1, 2
K632M875	87.50/ 3.445	0.020									9.1		8750XX	307	
K632M89	89.00 / 3.504	0.080									9.4		8900XX	326	
KE238M875	87.50/ 3.445	0.020	3.573 90.75mm	5.892 149.65mm	1.141 28.98mm	52.5	7cc	0.030 .76mm	+.001 +.25mm	8.819 224mm	11.9	S551 23mm - .905 x 2.002	8750XX	338	1. 2
KE238M89	89.00 / 3.504	0.080									12.2		8900XX	345	

NOTE: For F20C or F22C - If using OEM connecting rod, pins must be DLC coated, or rod must be bushed.

Foot Notes (far right column)

1 - Most Wiseco Pistons have offset pins. (Pins must be offset, same as OEM, for quietest operation).
2 - Due to compression height that may protrude above the deck, it is recommended that a 1.00mm thick head gasket is used.
3 - Optional pin upgrade available.
4 - Utilizes extra deep valve pockets to expand the range of I-Vtec with big cams and milled heads
6 - These pistons have an oil ring groove that is lower than OE. Will not work with sleeves with access hole if the oil ring is not pinned in place.

B - Build to order.
C - Stroker Kit for B25 stroker Crank.
D - Weight reduction possible.
E - With valve pockets unlike K557M Series.
G - Only with 2.5L connecting rods
H - Based on Volvo rod 23mm. Ford OEM 21mm.

P - Piston guided rod, washer required.
Q - Oil Squirter modification required.
R - Pin 20mm, OEM = 20.65mm (13/16)

ACURA / HONDA

ACURA / HONDA H-Series

Honda H22 • Prelude 1992-2001 (FRM cylinders MUST run SLEEVED bores)

Kit Part #	Bore mm / Inch	Oversize	Stroke	Rod	Comp. Ht.	Head cc's	Volume	Gasket Thickness	Deck Clearance	Block Ht.	Comp. Ratio	Pin Part # (Included)	Ringset (Included)	Avg. Wt.	Foot note
K544M87	87.00 / 3.425	Std.	3.571 90.7mm	5.636 143.15mm	1.219 31mm	53.8	-14cc	0.030 .76mm	.001 .25mm	8.642 219.5mm	8.4	S625 22mm - .866 x 2.500	8700XX	314	1
K544M88	88.00 / 3.464	0.040									8.6		8800XX	331	
K544M89	89.00 / 3.504	0.080									8.8		8900XX	337	
K572M87	87.00 / 3.425	Std.	3.571 90.7mm	5.636 143.15mm	1.219 31mm	53.8	7cc	0.030 .76mm	.001 .25mm	8.642 219.5mm	11.5	S550 22mm - .866 x 2.002	8700XX	333	1
K572M88	88.00 / 3.464	0.040									11.7		8800XX	346	
K572M89	89.00 / 3.504	0.080									11.9		8900XX	355	

Honda H23 • Prelude (To be run with .030" piston to head minimum requires .040" gasket minimum)

Kit Part #	Bore mm / Inch	Oversize	Stroke	Rod	Comp. Ht.	Head cc's	Volume	Gasket Thickness	Deck Clearance	Block Ht.	Comp. Ratio	Pin Part # (Included)	Ringset (Included)	Avg. Wt.	Foot note
K544M87	87.00 / 3.425	Std.	3.740 95mm	5.571 141.5mm	1.219 31mm	50.0	-14cc	0.030 .76mm	.001 .25mm	8.661 220mm	9.2	S625 22mm - .866 x 2.500	8700XX	314	1, 3
K544M88	88.00 / 3.464	0.040									9.4		8800XX	331	
K544M89	89.00 / 3.504	0.080									9.6		8900XX	337	
K572M87	87.00 / 3.425	Std.	3.740 95mm	5.571 141.5mm	1.219 31mm	50.0	7cc	0.030 .76mm	.001 .25mm	8.661 220mm	12.9	S550 22mm - .866 x 2.002	8700XX	333	1, 3
K572M88	88.00 / 3.464	0.040									13.1		8800XX	346	
K572M89	89.00 / 3.504	0.080									13.3		8900XX	355	

Optional K1 Rod for H22 Series: Part # 015BV17143

ACURA / HONDA K-Series

Honda K20A/Z • RSX Type-S 2002-2006 • Honda Civic Si 2006-2011

Kit Part #	Bore mm / Inch	Oversize	Stroke	Rod	Comp. Ht.	Head cc's	Volume	Gasket Thickness	Deck Clearance	Block Ht.	Comp. Ratio	Pin Part # (Included)	Ringset (Included)	Avg. Wt.	Foot note
K568M86	86.00 / 3.386	Std.	3.386 86mm	5.472 139mm	1.181 30mm	50.5	-9cc	0.025 .63mm	.001 .025mm	8.347 212mm	8.8	S550 22mm - .866 x 2.002	8600XX	290	1, 3
K568M865	86.50 / 3.405	0.020									8.9		8650XX	298	
K568M87	87.00 / 3.425	0.040									9.0		8700XX	303	
K568M875	87.50 / 3.445	0.060									9.0		8750XX	307	
K568M88	88.00 / 3.464	0.080									9.1		8800XX	312	
K568M89	89.00 / 3.504	0.120									9.3		8900XX	322	
K631M86	86.00 / 3.386	Std.	3.386 86mm	5.472 139mm	1.181 30mm	50.5	-3.4cc FT	0.025 .63mm	.001 .025mm	8.347 212mm	9.6	S618 22mm - .866 x 2.000	8600XX	302	1, 3
K631M865	86.50 / 3.405	0.020									9.6		8650XX	316	
K631M87	87.00 / 3.425	0.040									9.7		8700XX	336	
K631M875	87.50 / 3.445	0.060									9.8		8750XX	346	
K634M865	86.50 / 3.405	0.020	3.386 86mm	5.472 139mm	1.181 30mm	50.5	5cc	0.025 .63mm	.001 .025mm	8.347 212mm	11.1	S618 22mm - .866 x 2.000	8650XX	315	1, 3
K634M87	87.00 / 3.425	0.040									11.1		8700XX	316	
K634M8725	87.25 / 3.435	0.050									11.2		8725XX	320	
K634M875	87.50 / 3.445	0.060									11.3		8750XX	318	
K634M88	88.00 / 3.465	0.080									11.4		8800XX	327	
K634M89	89.00 / 3.504	0.120									11.6		8900XX	320	
Includes .225" wall tool steel pin															
K573M86AP	86.00 / 3.386	Std.	3.386 86mm	5.472 139mm	1.181 30mm	50.5	8cc	0.025 .63mm	.001 .025mm	8.347 212mm	11.6	S734 22mm - .866 x 2.002	8600XX	320	1
K573M865AP	86.50 / 3.405	0.020									11.7		8650XX	330	
K573M87AP	87.00 / 3.425	0.040									11.8		8700XX	330	
K573M875AP	87.50 / 3.445	0.060									12.0		8750XX	342	
K573M88AP	88.00 / 3.464	0.080									12.1		8800XX	348	
K573M89AP	89.00 / 3.504	0.120									12.3		8900XX	360	
K650M86AP	86.00 / 3.386	Std.	3.386 86mm	5.472 139mm	1.181 30mm	50.5	10.5cc	0.025 .63mm	.001 .025mm	8.347 212mm	12.2	S550 22mm - .866 x 2.002	8600XX	321	1, 3, 4
K650M865AP	86.50 / 3.405	0.020									12.3		8650XX	326	
K650M87AP	87.00 / 3.425	0.040									12.4		8700XX	331	
K650M875AP	87.50 / 3.445	0.060									12.6		8750XX	336	
K650M88AP	88.00 / 3.464	0.080									12.7		8800XX	343	
K650M89AP	89.00 / 3.504	0.120									12.9		8900XX	355	

Optional K1 Rod for K20 Light weight (naturally aspirated) Series: Part # 015BW17139L
Optional K1 Rod for K20 Turbo Series: Part # 015BW17139

ACURA / HONDA

ACURA / HONDA K-Series (CONTINUED)

Honda K24 & K24 w/ K20A/Z Cylinder Head) 2002-2011

Kit Part #	Bore mm / Inch	Oversize	Stroke	Rod	Comp. Ht.	Head cc's	Volume	Gasket Thickness	Deck Clearance	Block Ht.	Comp. Ratio	Pin Part # (Included)	Ringset (Included)	Avg. Wt.	Foot note
K622M87	87.00 / 3.425	Std.	3.897 99mm	5.984 152mm	1.181 30mm	50.5	-21cc	0.025 .63mm	0	9.114 231.5mm	8.7	S618 22mm - .866 x 2.000	8700XX	313	1, 3
K622M875	87.50 / 3.445	0.020									8.8		8750XX	320	
K622M88	88.00 / 3.464	0.040									8.9		8800XX	326	
K568M87	87.00 / 3.425	Std.	3.897 99mm	5.984 152mm	1.181 30mm	50.5	-9cc	0.025 .63mm	0	9.114 231.5mm	10.2	S550 22mm - .866 x 2.002	8700XX	303	1, 3
K568M875	87.50 / 3.445	0.020									10.3		8750XX	307	
K568M88	88.00 / 3.464	0.040									10.4		8800XX	312	
K568M89	89.00 / 3.504	0.080									10.6		8900XX	322	
K631M87	87.00 / 3.425	Std.	3.897 99mm	5.984 152mm	1.181 30mm	50.5	-3.4cc FT	0.025 .63mm	0	9.114 231.5mm	11.0	S618 22mm - .866 x 2.000	8700XX	320	1, 3
K631M875	87.50 / 3.445	0.020									11.2		8750XX	335	
K634M87	87.00 / 3.425	Std.	3.897 99mm	5.984 152mm	1.181 30mm	50.5	5cc	0.025 .63mm	0	9.114 231.5mm	12.8	S618 22mm - .866 x 2.000	8700XX	316	1, 3
K634M8725	87.25 / 3.435	0.010									12.8		8725XX	320	
K634M875	87.50 / 3.445	0.020									12.9		8750XX	318	
K634M88	88.00 / 3.464	0.040									13.0		8800XX	327	
K634M89	89.00 / 3.504	0.080									13.3		8900XX	320	
K634M895	89.50 / 3.524	0.100									13.4		8950XX	342	
Includes .225" wall tool steel pin															
K573M87AP	87.00 / 3.425	Std.	3.897 99mm	5.984 152mm	1.181 30mm	50.5	8cc	0.025 .63mm	0	9.114 231.5mm	13.5	S734 22mm - .866 x 2.002	8700XX	330	1
K573M875AP	87.50 / 3.445	0.020									13.7		8750XX	342	
K573M88AP	88.00 / 3.464	0.040									13.8		8800XX	348	
K573M89AP	89.00 / 3.504	0.080									14.0		8900XX	360	
K650M87AP	87.00 / 3.425	Std.	3.897 99mm	5.984 152mm	1.181 30mm	50.5	10.5cc	0.025 .63mm	0	9.114 231.5mm	14.2	S550 22mm - .866 x 2.002	8700XX	331	1, 3, 4
K650M875AP	87.50 / 3.445	0.020									14.4		8750XX	336	
K650M88AP	88.00 / 3.464	0.040									14.5		8800XX	343	
K650M89AP	89.00 / 3.504	0.080									14.8		8900XX	355	

Optional K1 Rod for K24 Turbo Series: Part # 015BX17152

ACURA / HONDA L-Series

Honda L15A VTEC • Fit/Jazz/City 1.5L

Kit Part #	Bore mm / Inch	Oversize	Stroke	Rod	Comp. Ht.	Head cc's	Volume	Gasket Thickness	Deck Clearance	Block Ht.	Comp. Ratio	Pin Part # (Included)	Ringset (Included)	Avg. Wt.	Foot note
K637M73	73.00 / 2.874	Std.	3.520 89.4mm	5.866 149mm	1.030 26.16mm	26.0	-11.5cc	0.030 .76mm	.005 .13mm	8.661 220mm	10.0	S524 18mm - .708 x 2.244	2874XC	203	

Optional K1 Rod for Fit Series: Part # 015BY10149

ACURA / HONDA R-Series

Honda R18A • Civic 1.8L SOHC 16V i-VTEC

Kit Part #	Bore mm / Inch	Oversize	Stroke	Rod	Comp. Ht.	Head cc's	Volume	Gasket Thickness	Deck Clearance	Block Ht.	Comp. Ratio	Pin Part # (Included)	Ringset (Included)	Avg. Wt.	Foot note
K672M81AP	81.00 / 3.189	Std.	3.437 87.3mm	6.200 157.5mm	1.132 28.5mm	40.5	-10cc	0.040 1.0mm	.006 .14mm	9.055 230mm	8.9	S623 20mm - .787 x 2.500	8100XX	278	1, 3
K672M815AP	81.25 / 3.199	0.010									9.0		8125XX	285	
K672M82AP	81.50 / 3.209	0.020									9.0		8150XX	287	

Optional K1 Rod for R18A Series: Part # 015BZ14158

Foot Notes (far right column)

1 - Most Wiseco Pistons have offset pins. (Pins must be offset, same as OEM, for quietest operation).
2 - Due to compression height that may protrude above the deck, it is recommended that a 1.00mm thick head gasket is used.
3 - Optional pin upgrade available.
4 - Utilizes extra deep valve pockets to expand the range of I-Vtec with big cams and milled heads
6 - These pistons have an oil ring groove that is lower than OE. Will not work with sleeves with access hole if the oil ring is not pinned in place.

B - Build to order.
C - Stroker Kit for B25 stroker Crank.
D - Weight reduction possible.
E - With valve pockets unlike K557M Series.
G - Only with 2.5L connecting rods
H - Based on Volvo rod 23mm. Ford OEM 21mm.

P - Piston guided rod, washer required.
Q - Oil Squirter modification required.
R - Pin 20mm, OEM = 20.65mm (13/16)

ALFA ROMEO / BMW

ALFA ROMEO

Alfa AR3055 - 33 • 1.7L 4V • Standard Compression

Kit Part #	Bore mm / Inch	Oversize	Stroke	Rod	Comp. Ht.	Head cc's	Volume	Gasket Thickness	Deck Clearance	Block Ht.	Comp. Ratio	Pin Part # (Included)	Ringset (Included)	Avg. Wt.	Foot note
KE231M87	87.00 / 3.425	Std.	2.843 72.2mm	5.119 130mm	1.378 35mm	36.5	-11cc	0.054 1.37mm	.024 .60mm	7.941 201.7mm	10.0	S624 21mm - .827 x 2.500	8700XX	387	1
KE231M875	87.50 / 3.445	0.020									10.0		8750XX	392	
KE231M88	88.00 / 3.465	0.040									10.0		8800XX	398	

Alfa 105 "Nord" 2.0L 8V • High Compression

Kit Part #	Bore mm / Inch	Oversize	Stroke	Rod	Comp. Ht.	Head cc's	Volume	Gasket Thickness	Deck Clearance	Block Ht.	Comp. Ratio	Pin Part # (Included)	Ringset (Included)	Avg. Wt.	Foot note
KE234M845	84.00 / 3.307	0.020	3.484 88.5mm	6.181 157mm	1.309 33.25mm	76.9	42.4cc	0.069 1.74mm	.048 1.2mm	9.280 235.7mm	10.5	S566 21mm - .866 x 2.500	8400XX	409	
KE234M845	84.50 / 3.327	0.040											8450XX	414	1, D

BMW / MINI Series

BMW Mini Cooper S 2002-2006 Tritec 1.6L 16V Supercharged

Kit Part #	Bore mm / Inch	Oversize	Stroke	Rod	Comp. Ht.	Head cc's	Volume	Gasket Thickness	Deck Clearance	Block Ht.	Comp. Ratio	Pin Part # (Included)	Ringset (Included)	Avg. Wt.	Foot-note
K618M77	77.00 / 3.031	Std.	3.778 85.8mm	5.177 131.5mm	1.043 26.5mm	33.0	FT	0.030 .076mm	.158 4.0mm	8.267 210mm	8.5	S624 21mm - .827 x 2.500	7700XX	246	1, D
K618M775	77.50 / 3.051	0.020									8.5		7750XX	250	

BMW

BMW S14B23 • 2.3L 16V • Turbo

Kit Part #	Bore mm / Inch	Oversize	Stroke	Rod	Comp. Ht.	Head cc's	Volume	Gasket Thickness	Deck Clearance	Block Ht.	Comp. Ratio	Pin Part # (Included)	Ringset (Included)	Avg. Wt.	Foot note
KE113M94	94.00 / 3.701	0.024	3.307 84mm	5.669 144mm	1.260 32mm	42.0	-21cc	0.072 1.82mm	.020 0.50mm	217.5	8.0	S722 22mm - .866 x 2.362	9400XX	396	1
KE113M945	94.50 / 3.720	0.043											9450XX	381	
High Compression (OEM CR is 10.5:1)															
KE112M94	94.00 / 3.701	0.024	3.307 84mm	5.669 144mm	1.260 32mm	42.0	-4cc FT	0.072 1.82mm	.020 0.50mm	217.5	12.0	S566 22mm - .866 x 2.500	9400XX	391	1
KE112M945	94.50 / 3.720	0.043											9450XX	398	
87mm B25 Stroker Turbo															
KE110M94	94.00 / 3.701	0.024	3.425 87mm	5.669 144mm	1.190 30.22mm	42.0	-38cc	0.072 1.82mm	.020 0.50mm	217.5	8.0	S722 22mm - .866 x 2.362	9400XX	352	1, C
KE110M945	94.50 / 3.720	0.043											9450XX	358	
87mm B25 Stroker High Compression															
KE111M94	94.00 / 3.701	0.024	3.425 87mm	5.669 144mm	1.190 30.22mm	42.0	-5cc	0.072 1.82mm	.020 0.50mm	217.5	12.0	S722 22mm - .866 x 2.362	9400XX	334	1, C
KE111M945	94.50 / 3.720	0.043											9450XX	339	

BMW M50B25 • 2.5L 24V • Turbo

Kit Part #	Bore mm / Inch	Oversize	Stroke	Rod	Comp. Ht.	Head cc's	Volume	Gasket Thickness	Deck Clearance	Block Ht.	Comp. Ratio	Pin Part # (Included)	Ringset (Included)	Avg. Wt.	Foot-note
KE115M84	84.00 / 3.307	Std.	2.953 75mm	5.315 135mm	1.504 38.2mm	34.0	-13.5cc	0.069 1.75mm	+.020 +.50mm	8.268 210mm	8.8	S722 22mm - .866 x 2.362	8400XX	345	1
KE115M845	84.50 / 3.327	0.020											8450XX	353	
KE115M85	85.00 / 3.346	0.040											8500XX	362	
High Compression (OEM CR is 10.0:1)															
KE114M84	84.00 / 3.307	Std.	2.953 75mm	5.315 135mm	1.504 38.2mm	34.0	-1.5cc	0.069 1.75mm	+.020 +.50mm	8.268 210mm	11.0	S655 22mm - .866 x 2.250	8400XX	332	1
KE114M845	84.50 / 3.327	0.020											8450XX	338	
KE114M85	85.00 / 3.346	0.040											8500XX	344	

Optional K1 Rod for M50B25 Series: Part # 005AX17135

BMW M52B25 • Single Vanos 2.5L 24V • Turbo

Kit Part #	Bore mm / Inch	Oversize	Stroke	Rod	Comp. Ht.	Head cc's	Volume	Gasket Thickness	Deck Clearance	Block Ht.	Comp. Ratio	Pin Part # (Included)	Ringset (Included)	Avg. Wt.	Foot-note
KE118M84	84.00 / 3.307	Std.	2.953 75mm	5.512 140mm	1.287 32.7mm	36.0	-5cc	0.069 1.75mm	.023 .58mm	8.299 210.8mm	8.8	S625 22mm - .866 x 2.500	8400XX	287	1
KE118M845	84.50 / 3.327	0.020											8450XX	293	
KE118M85	85.00 / 3.346	0.040											8500XX	301	

BMW

BMW

BMW M52B28 • 2.8L 24V • Turbo

Kit Part #	Bore mm / Inch	Oversize	Stroke	Rod	Comp. Ht.	Head cc's	Volume	Gasket Thickness	Deck Clearance	Block Ht.	Comp. Ratio	Pin Part # (Included)	Ringset (Included)	Avg. Wt.	Foot note
KE119M84	84.00 / 3.307	Std.	3.307 84mm	5.315 135mm	1.252 31.8mm	35.0	-23cc	0.069 1.75mm	.079 2.0mm	8.299 210.8mm	8.0	S625 22mm - .866 x 2.500	8400XX	287	1
KE119M845	84.50 / 3.327	0.020											8450XX	293	
KE119M85	85.00 / 3.346	0.040											8500XX	301	

Optional K1 Rod for M50B25 Series: Part # 005AX17135

BMW M50B30 / S50B30 • 3.0L 24V • Turbo (EURO 21MM PIN)

Kit Part #	Bore mm / Inch	Oversize	Stroke	Rod	Comp. Ht.	Head cc's	Volume	Gasket Thickness	Deck Clearance	Block Ht.	Comp. Ratio	Pin Part # (Included)	Ringset (Included)	Avg. Wt.	Foot note
KE121M86	86.00 / 3.386	Std.	3.378 85.8mm	5.602 142.3mm	1.244 31.6mm	32.0	-10cc	0.069 1.74mm	.028 .70mm	8.563 217.5mm	10.0	S721 21mm - .827 x 2.362	8600XX	337	1
KE121M865	86.50 / 3.405	0.020											8650XX	344	
High Compression (OEM CR is 10.8:1)															
KE321M86	86.00 / 3.386	Std.	3.378 85.8mm	5.602 142.3mm	1.244 31.6mm	32.0	3cc	0.069 1.74mm	.028 .70mm	8.563 217.5mm	13.0	S561 21mm - .827 x 2.002	8600XX	341	1
KE321M865	86.50 / 3.405	0.020											8650XX	347	

BMW S50B32 • 3.2L 24V2 • Turbo (EURO 21MM PIN)

Kit Part #	Bore mm / Inch	Oversize	Stroke	Rod	Comp. Ht.	Head cc's	Volume	Gasket Thickness	Deck Clearance	Block Ht.	Comp. Ratio	Pin Part # (Included)	Ringset (Included)	Avg. Wt.	Foot note
KE123M865	86.50 / 3.405	0.024	3.583 91mm	5.472 139mm	1.268 32.2mm	34.0	-29cc	0.069 1.75mm	.028 .70mm	8.504 216mm	8.8	S721 21mm - .827 x 2.362	8650XX	331	1
KE123M87	87.00 / 3.425	0.043											8700XX	340	
Standard Compression															
KE122M865	86.50 / 3.405	0.024	3.583 91mm	5.472 139mm	1.268 32.2mm	34.0	-11.8cc	0.069 1.75mm	.028 .70mm	8.504 216mm	11.3	S750 21mm - .827 x 2.362	8650XX	337	1
KE122M87	87.00 / 3.425	0.043											8700XX	346	

BMW S54B32 • 3.2L 24V • Turbo

Kit Part #	Bore mm / Inch	Oversize	Stroke	Rod	Comp. Ht.	Head cc's	Volume	Gasket Thickness	Deck Clearance	Block Ht.	Comp. Ratio	Pin Part # (Included)	Ringset (Included)	Avg. Wt.	Foot note
KE127M87	87.00 / 3.425	Std.	3.583 91mm	5.472 139mm	1.260 32mm	33.0	-27cc	.025 .64mm	.020 .50mm	8.543 217mm	8.8	S709 21mm - .827 x 2.500	8700XX	353	1
KE127M875	87.50 / 3.445	0.020											8750XX	360	
Standard Compression															
KE126M87	87.00 / 3.425	Std.	3.583 91mm	5.472 139mm	1.260 32mm	33.0	-14cc	.025 .64mm	.020 .50mm	8.543 217mm	11.3	S709 21mm - .827 x 2.500	8700XX	370	1
KE126M8725	87.25 / 3.435	0.010											8725XX	367	
KE126M875	87.50 / 3.445	0.020											8750XX	376	

BMW S38B36 • 3.6L 24V • Turbo

Kit Part #	Bore mm / Inch	Oversize	Stroke	Rod	Comp. Ht.	Head cc's	Volume	Gasket Thickness	Deck Clearance	Block Ht.	Comp. Ratio	Pin Part # (Included)	Ringset (Included)	Avg. Wt.	Foot note
KE240M94	94.00 / 3.701	0.024	3.386 86mm	5.669 144mm	1.190 30.22mm	34.0	-38cc	0.069 1.75mm	.011 .28mm	8.563 217.5mm	8.0	S722 22mm - .866 x 2.362	9400XX	384	1, B
KE240M945	94.50 / 3.720	0.043											9450XX	390	
KE240M95	95.00 / 3.740	0.063											9500XX	396	
KE241M94	94.00 / 3.701	0.024	3.386 86mm	5.669 144mm	1.190 30.22mm	34.0	-24cc	0.069 1.75mm	.011 .28mm	8.563 217.5mm	9.4	S722 22mm - .866 x 2.362	9400XX	398	1, B
KE241M945	94.50 / 3.720	0.043											9450XX	404	
KE241M95	95.00 / 3.740	0.063											9500XX	410	
High Compression (OEM CR is 10.0:1)															
KE242M94	94.00 / 3.701	0.024	3.386 86mm	5.669 144mm	1.190 30.22mm	34.0	-6cc	0.069 1.75mm	.011 .28mm	8.563 217.5mm	12.0	S752 23mm - .905 x 2.362	9400XX	355	1, B
KE242M945	94.50 / 3.720	0.043											9450XX	358	
KE242M95	95.00 / 3.740	0.063											9500XX	362	

Foot Notes (far right column)

1 - Most Wiseco Pistons have offset pins. (Pins must be offset, same as OEM, for quietest operation).
2 - Due to compression height that may protrude above the deck, it is recommended that a 1.00mm thick head gasket is used.
3 - Optional pin upgrade available.
4 - Utilizes extra deep valve pockets to expand the range of I-Vtec with big cams and milled heads
6 - These pistons have an oil ring groove that is lower than OE. Will not work with sleeves with access hole if the oil ring is not pinned in place.

B - Build to order.
C - Stroker Kit for B25 stroker Crank.
D - Weight reduction possible.
E - With valve pockets unlike K557M Series.
G - Only with 2.5L connecting rods
H - Based on Volvo rod 23mm. Ford OEM 21mm.

P - Piston guided rod, washer required.
Q - Oil Squirter modification required.
R - Pin 20mm, OEM = 20.65mm (13/16)

DODGE / FERRARI

DODGE

Dodge Neon SRT-4 2003-05 / A853, PT Cruiser and Hybrid Neon 2.4 Liter Engines

Kit Part #	Bore mm / Inch	Oversize	Stroke	Rod	Comp. Ht.	Head cc's	Volume	Gasket Thickness	Deck Clearance	Block Ht.	Comp. Ratio	Pin Part # (Included)	Ringset (Included)	Avg. Wt.	Foot-note
Does not fit 2008-09 SRT-4 Caliber 2.4L															
K562M875	87.50 / 3.445	Std.	3.967 100.75mm	5.945 151mm	1.400 35.56mm	50	-17cc	.040 1.0mm	.046 1.2mm	9.375 238.12mm	8.8	S625 22mm - .866 x 2.500	8750XX	356	1, 3
K562M88	88.00 / 3.464	0.020											8800XX	365	

Dodge Neon 2.0 Liter ECD/ECC/420A SOHC/DOHC

Kit Part #	Bore mm / Inch	Oversize	Stroke	Rod	Comp. Ht.	Head cc's	Volume	Gasket Thickness	Deck Clearance	Block Ht.	Comp. Ratio	Pin Part # (Included)	Ringset (Included)	Avg. Wt.	Foot-note
K580M875	87.50 / 3.445	Std.	3.268 83mm	5.472 139mm	1.236 31.4mm	52.0	-5cc	.040 1.0mm	.004 .1mm	8.346 212mm	8.8	S624 21mm - .827 x 2.500	8750XX	331	1, 3
K580M88	88.00 / 3.464	0.020											8800XX	339	
K580M885	88.50 / 3.484	0.040											8850XX	347	
K581M875	87.50 / 3.445	Std.	3.268 83mm	5.472 139mm	1.236 31.4mm	52.0	-5cc	.040 1.0mm	.004 .1mm	8.346 212mm	10.5	S624 21mm - .827 x 2.500	8750XX	334	1, 3
K581M88	88.00 / 3.464	0.020											8800XX	341	
K581M885	88.50 / 3.484	0.040											8850XX	349	

Dodge Stealth 6G72T 3.0L 24V

Kit Part #	Bore mm / Inch	Oversize	Stroke	Rod	Comp. Ht.	Head cc's	Volume	Gasket Thickness	Deck Clearance	Block Ht.	Comp. Ratio	Pin Part # (Included)	Ringset (Included)	Avg. Wt.	Foot-note
K570M915	91.50 / 3.602	0.015	2.991 76mm	5.549 140.9mm	1.250 31.75mm	48.0	-14cc	.050 1.27mm	.019 1.27mm	8.313 211.15mm	7.8	S625 22mm - .866 x 2.500	9150XX	343	1, 3
K570M92	92.00 / 3.622	0.035									7.9		9200XX	355	
K570M925	92.50 / 3.642	0.055									7.9		9250XX	362	

FERRARI

Ferrari 330 GTC, GTS, GT V12

Kit Part #	Bore mm / Inch	Oversize	Stroke	Rod	Comp. Ht.	Head cc's	Volume	Gasket Thickness	Deck Clearance	Block Ht.	Comp. Ratio	Pin Part # (Included)	Ringset (Included)	Avg. Wt.	Foot-note
Order as singles															
6501M775	77.50 / 3.051	0.020	2.795 71mm	5.394 137mm	1.177 29.9mm		21.2cc					S499 18.5mm - .728 x 2.441	3051XC	288	1
6501M78	78.00 / 3.071	0.040											3071XC	292	

FIAT

FIAT

Fiat 146 A • Uno Turbo • 1.4L 8V • Standard Compression

Kit Part #	Bore mm / Inch	Oversize	Stroke	Rod	Comp. Ht.	Head cc's	Volume	Gasket Thickness	Deck Clearance	Block Ht.	Comp. Ratio	Pin Part # (Included)	Ringset (Included)	Avg. Wt.	Foot-note
Order as singles															
KE139M805	80.50 / 3.169	Std.	2.654 67.4mm	5.059 128.5mm	1.311 33.3	0	-10cc	.069 1.74mm			7.8	S625 22mm - .866 x 2.500	3169XC	316	1
KE139M81	81.00 / 3.189	0.020											8100XX	320	

Fiat 176 A • Punto Turbo • 1.4L 8V • Standard Compression

Kit Part #	Bore mm / Inch	Oversize	Stroke	Rod	Comp. Ht.	Head cc's	Volume	Gasket Thickness	Deck Clearance	Block Ht.	Comp. Ratio	Pin Part # (Included)	Ringset (Included)	Avg. Wt.	Foot-note
KE220M805	80.50 / 3.169	Std.	2.654 67.4mm	5.059 128.5mm	1.344 34.15mm	0	-10cc	.069 1.74mm			7.8	S625 22mm - .866 x 2.500	3169XC	318	1
KE220M81	81.00 / 3.189	0.020											8100XX	322	
KE220M815	81.50 / 3.209	0.040											8150XX	328	

Fiat 175 A • Bravo HGT Turbo / Coupe Turbo 20V

Kit Part #	Bore mm / Inch	Oversize	Stroke	Rod	Comp. Ht.	Head cc's	Volume	Gasket Thickness	Deck Clearance	Block Ht.	Comp. Ratio	Pin Part # (Included)	Ringset (Included)	Avg. Wt.	Foot-note
KE140M82	82.00 / 3.228	Std.	2.992 76mm	5.709 145mm	1.295 32.9mm	42.7	25cc	.019 .49mm			8.0	S625 22mm - .866 x 2.500	8200XX	306	1
KE140M825	82.50 / 3.248	0.020											8250XX	310	
KE140M83	83.00 / 3.268	0.040											8300XX	314	

FORD

Ford Escort RS Turbo / Fiesta RS Turbo " 1.6L 8V " CVH / LNA

Kit Part #	Bore mm / Inch	Oversize	Stroke	Rod	Comp. Ht.	Head cc's	Volume	Gasket Thickness	Deck Clearance	Block Ht.	Comp. Ratio	Pin Part # (Included)	Ringset (Included)	Avg. Wt.	Foot-note
KE151M80	80.00 / 3.150	Std.	3.131 79.52mm	5.197 132mm	1.528 38.81mm	0.0	-.5cc	.052 1.32mm			7.5	S730 20.63mm - .812 x 2.500	8000XX	338	1
KE151M805	80.50 / 3.169	0.020											3169XC	344	
KE151M81	81.00 / 3.189	0.040											8100XX	349	

Ford 2.0 OHC / Pinto • SOHC 8V

Kit Part #	Bore mm / Inch	Oversize	Stroke	Rod	Comp. Ht.	Head cc's	Volume	Gasket Thickness	Deck Clear-ance	Block Ht.	Comp. Ratio	Pin Part # (Included)	Ringset (Included)	Avg. Wt.	Foot-note
KE221M9094	90.94 / 3.580	0.006	3.028 76.9mm	5.000 127mm	1.638 41.6mm	49.0	0	.040 1.0mm	.017 .43mm	8.169 207.5mm	9.2	S627 24mm - .945 x 2.500	9100XX	428	1
KE221M915	91.50 / 3.602	0.028											9150XX	430	
KE221M92	92.00 / 3.622	0.047											9200XX	435	
KE221M93	93.00 / 3.661	0.087											9300XX	445	
KE221M935	93.50 / 3.681	0.106											9350XX	450	
KE221M94	94.00 / 3.701	0.126											9400XX	455	

Cosworth Sierra DOHC / Scorpio 2.0L 8V • N9C/N9E (OEM Pin size 20.63mm)

Kit Part #	Bore mm / Inch	Oversize	Stroke	Rod	Comp. Ht.	Head cc's	Volume	Gasket Thickness	Deck Clearance	Block Ht.	Comp. Ratio	Pin Part # (Included)	Ringset (Included)	Avg. Wt.	Foot-note
KE246M86	86.00 / 3.386	Std.	3.386 86mm	5.878 149.3mm	1.275 32.38mm	42.0	-13cc	.062 1.58mm	.013 .32mm	8.858 225mm	8.5	S623 20mm - .787 x 2.500	8600XX	324	1, R
KE246M865	86.50 / 3.405	0.500											8650XX	319	
KE235M86	86.00 / 3.386	Std.	3.386 86mm	5.878 149.3mm	1.275 32.38mm	42.0	-.25cc	.062 1.58mm	.013 .32mm	8.858 225mm	10.3	S623 20mm - .787 x 2.500	8600XX	337	1, R
KE235M865	86.50 / 3.405	0.500											8650XX	332	

Optional K1 Rod for Ford DOHC Series: Part # 011EF14149

Foot Notes (far right column)

1 - Most Wiseco Pistons have offset pins. (Pins must be offset, same as OEM, for quietest operation).
2 - Due to compression height that may protrude above the deck, it is recommended that a 1.00mm thick head gasket is used.
3 - Optional pin upgrade available.
4 - Utilizes extra deep valve pockets to expand the range of I-Vtec with big cams and milled heads
6 - These pistons have an oil ring groove that is lower than OE. Will not work with sleeves with access hole if the oil ring is not pinned in place.

B - Build to order.
C - Stroker Kit for B25 stroker Crank.
D - Weight reduction possible.
E - With valve pockets unlike K557M Series.
G - Only with 2.5L connecting rods
H - Based on Volvo rod 23mm. Ford OEM 21mm.

P - Piston guided rod, washer required.
Q - Oil Squirter modification required.
R - Pin 20mm, OEM = 20.65mm (13/16)

FORD / COSWORTH

FORD (CONTINUED)

Cosworth Escort/Sierra (YB) 2.0L 16V

Kit Part #	Bore mm / Inch	Oversize	Stroke	Rod	Comp. Ht.	Head cc's	Volume	Gasket Thickness	Deck Clearance	Block Ht.	Comp. Ratio	Pin Part # (Included)	Ringset (Included)	Avg. Wt.	Foot-note
KE103M91	91.00 / 3.583	0.007	3.028 76.9mm	5.060 128.52mm	1.606 40.8mm	45.0	-20.2cc	.040 1.0mm	+.011 +.28mm	8.169 207.5mm	8.0	S627 24mm - .945 x 2.500	9100XX	414	1
KE103M915	91.50 / 3.602	0.027											9150XX	420	
KE103M92	92.00 / 3.622	0.046											9200XX	426	
KE103M925	92.50 / 3.642	0.086											9250XX	432	

Optional K1 Rod for Ford YB Series: Part # 011BP29129

Ford Duratec 2.0 Liter

Kit Part #	Bore mm / Inch	Oversize	Stroke	Rod	Comp. Ht.	Head cc's	Volume	Gasket Thickness	Deck Clearance	Block Ht.	Comp. Ratio	Pin Part # (Included)	Ringset (Included)	Avg. Wt.	Foot-note
K628M875	87.50 / 3.445	Std.	3.268 83mm	5.758 146.25mm	1.122 28.5mm	42.0	-23cc	.018 .50mm	.030 .76mm	8.543 217mm	7.9	S656 21mm - .827 x 2.002	8750XX	309	1, 3
K628M88	88.00 / 3.464	0.020									8.0		8800XX	315	
K629M875	87.50 / 3.445	Std.	3.268 83mm	5.758 146.25mm	1.122 28.5mm	42.0	-7cc	.018 .50mm	.030 .76mm	8.543 217mm	9.9	S656 21mm - .827 x 2.002	8750XX	306	1, 3
K629M88	88.00 / 3.464	0.020									10.0		8800XX	311	
KE237M875	87.50 / 3.445	Std.	3.268 83mm	5.758 146.25mm	1.122 28.5mm	42.0	5.3cc	.018 .50mm	.030 .76mm	8.543 217mm	12.3	S656 21mm - .827 x 2.002	8750XX	338	1
KE237M88	88.00 / 3.464	0.020									12.4		8800XX	343	

Optional K1 Rod for Ford YB Series: Part # 011BP29129

Ford Duratec 2.3 Liter (OE naturally aspirated)

Kit Part #	Bore mm / Inch	Oversize	Stroke	Rod	Comp. Ht.	Head cc's	Volume	Gasket Thickness	Deck Clearance	Block Ht.	Comp. Ratio	Pin Part # (Included)	Ringset (Included)	Avg. Wt.	Foot-note
K628M875	87.50 / 3.445	Std.	3.701 94mm	6.092 154.75mm	1.122 28.5mm	42.0	-23cc	.018 .50mm	.030 .76mm	9.095 231mm	8.9	S656 21mm - .827 x 2.002	8750XX	309	1
K628M88	88.00 / 3.464	0.020									8.9		8800XX	315	
K629M875	87.50 / 3.445	Std.	3.701 94mm	6.092 154.75mm	1.122 28.5mm	42.0	-7cc	.018 .50mm	.030 .76mm	9.095 231mm	11.0	S656 21mm - .827 x 2.002	8750XX	306	1, B
K629M88	88.00 / 3.464	0.020									11.1		8800XX	311	
KE257M875	87.50 / 3.445	Std.	3.701 94mm	6.092 154.75mm	1.122 28.5mm	42.0	5.3cc	.018 .50mm	.030 .76mm	9.095 231mm	12.5	S656 21mm - .827 x 2.002	8750XX	338	1
KE257M88	88.00 / 3.464	0.020									12.6		8800XX	343	

Ford Duratec 2.3 (OE DISI turbo)

Kit Part #	Bore mm / Inch	Oversize	Stroke	Rod	Comp. Ht.	Head cc's	Volume	Gasket Thickness	Deck Clearance	Block Ht.	Comp. Ratio	Pin Part # (Included)	Ringset (Included)	Avg. Wt.	Foot-note
K640M875	87.50 / 3.445	Std.	3.701 94mm	5.930 150.75mm	1.270 32.25mm	42.0	-13.3cc	.018 .50mm	.040 1.0mm	9.095 231mm	9.5	S754 22.5mm - .886 x 2.362	8750XX	342	1
K640M88	88.00 / 3.464	0.020											8800XX	347	

Ford Focus ST225/Mondeo ST220 2.5L 20V

Kit Part #	Bore mm / Inch	Oversize	Stroke	Rod	Comp. Ht.	Head cc's	Volume	Gasket Thickness	Deck Clearance	Block Ht.	Comp. Ratio	Pin Part # (Included)	Ringset (Included)	Avg. Wt.	Foot-note
KE327M83	83.00 / 3.268	Std.	3.669 93.2mm	5.630 143mm	1.201 30.5mm	51.0	-15.2cc	.063 1.61mm	+.004 +.10mm	8.661 220mm	8.5	23mm	8300XX	326	1, H
KE327M835	83.50 / 3.287	0.020											8350XX	331	
KE227M83	83.00 / 3.268	Std.	3.669 93.2mm	5.630 143mm	1.201 30.5mm	51.0	-13cc	.063 1.61mm	+.004 +.10mm	8.661 220mm	9.0	23mm	8300XX	330	1, H
KE227M835	83.50 / 3.287	0.020											8350XX	335	
KE227M84	84.00 / 3.307	0.040											8400XX	340	

Optional K1 Rod for Ford RS Focus Series: Part # 044DW21143

GENERAL MOTORS / HYUNDAI

GENERAL MOTORS

GM Ecotec 2.2 Liter 16V

Kit Part #	Bore mm / Inch	Oversize	Stroke	Rod	Comp. Ht.	Head cc's	Volume	Gasket Thickness	Deck Clearance	Block Ht.	Comp. Ratio	Pin Part # (Included)	Ringset (Included)	Avg. Wt.	Foot-note
K583M86	86.00 / 3.386	Std.	3.724 94.6mm	5.768 146.5mm	1.053 26.75mm	53.2	-8cc	.040 1.0mm	.017 .43mm	8.700 221mm	8.9	S623 20mm - .787 x 2.500	8600XX	300	1, 3
K583M865	86.50 / 3.405	0.020											8650XX	310	
K582M86	86.00 / 3.386	Std.	3.724 94.6mm	5.768 146.5mm	1.053 26.75mm	53.2	0	.040 1.0mm	.017 .43mm	8.700 221mm	10.0	S623 20mm - .787 x 2.500	8600XX	276	1, 3
K582M865	86.50 / 3.405	0.020											8650XX	283	

GM LD9 2.4L • 1996-2002

Kit Part #	Bore mm / Inch	Oversize	Stroke	Rod	Comp. Ht.	Head cc's	Volume	Gasket Thickness	Deck Clearance	Block Ht.	Comp. Ratio	Pin Part # (Included)	Ringset (Included)	Avg. Wt.	Foot-note
K584M90	90.00 / 3.543	Std.	3.701 94mm	5.709 145mm	1.181 30mm	61.5	-7.5	.040 1.0mm	0	8.740 222mm	9.0	S625 22mm - .866 x 2.500	9000XX	330	1, 3
K584M905	90.50 / 3.563	0.020											9050XX	335	

GM LNF 2.0L DI • 16V turbo 2007+ Solstice GXP, Sky Red line, '08+ Chevy HHR, Cobalt SS, Saab 9-3 2

Kit Part #	Bore mm / Inch	Oversize	Stroke	Rod	Comp. Ht.	Head cc's	Volume	Gasket Thickness	Deck Clearance	Block Ht.	Comp. Ratio	Pin Part # (Included)	Ringset (Included)	Avg. Wt.	Foot-note
K635M86	86.00 / 3.386	Std.	3.386 86mm	5.709 145mm	1.215 30.85mm	51.0	0	.025 .64MM	.044 1.12mm	8.661 220mm	9.2	S752 23mm - .905 x 2.362	8600XX	359	1
K635M865	86.50 / 3.405	0.020											8650XX	350	
K635M88 **	88.00 / 3.464	0.080											8800XX	387	

*** recommend sleeving for 88mm bore*

GM 2ZZ Pontiac Vibe GT 1.8L 16V (also Celica and Lotus Elise, Sleeve bore for best results)

Kit Part #	Bore mm / Inch	Oversize	Stroke	Rod	Comp. Ht.	Head cc's	Volume	Gasket Thickness	Deck Clearance	Block Ht.	Comp. Ratio	Pin Part # (Included)	Ringset (Included)	Avg. Wt.	Foot-note
K565M82	82.00 / 3.228	Std.	3.346 85mm	5.429 137.9mm	1.228 31.2mm	38.0	-16cc	.020 .50mm	.006 .15mm	8.336 211.75mm	8.9	S549 20mm - .787 x 2.002	8200XX	284	1
K569M82	82.00 / 3.228	Std.					.2cc				11.3		8200XX	319	

HYUNDAI

Hyundai Beta 1 • 2.0L 16V Tiburon Turbo 1996-2002 Engine G4GF

Kit Part #	Bore mm / Inch	Oversize	Stroke	Rod	Comp. Ht.	Head cc's	Volume	Gasket Thickness	Deck Clearance	Block Ht.	Comp. Ratio	Pin Part # (Included)	Ringset (Included)	Avg. Wt.	Foot-note
K585M825	82.50 / 3.248	0.020	3.681 93.5mm	5.753 146.1mm	1.220 31mm		-11.5cc	.028 .71mm				S623 20mm - .787 x 2.500	8250XX	294	1, 3
K585M83	83.00 / 3.268	0.040											8300XX	296	

Hyundai4B11 Theta 2 • 2.0L 16V Hyundai Genesis Turbo G4KF

Kit Part #	Bore mm / Inch	Oversize	Stroke	Rod	Comp. Ht.	Head cc's	Volume	Gasket Thickness	Deck Clearance	Block Ht.	Comp. Ratio	Pin Part # (Included)	Ringset (Included)	Avg. Wt.	Foot-note
K651M86	86.00 / 3.386	Std.	3.386 86mm	5.748 146mm	1.181 30mm	50.5	-4cc	.026 .66mm	.015 .38mm	8.858 225mm	9.3	S751 22mm - .866 x 2.362	8600XX	356	1, 3
K651M865	86.50 / 3.405	0.020											8650XX	359	

Optional K1 Rod for Hyundai 2.0" Genesis Series: Part # 016CA17146

Foot Notes (far right column)

1 - Most Wiseco Pistons have offset pins. (Pins must be offset, same as OEM, for quietest operation).
2 - Due to compression height that may protrude above the deck, it is recommended that a 1.00mm thick head gasket is used.
3 - Optional pin upgrade available.
4 - Utilizes extra deep valve pockets to expand the range of I-Vtec with big cams and milled heads
6 - These pistons have an oil ring groove that is lower than OE. Will not work with sleeves with access hole if the oil ring is not pinned in place.

B - Build to order.
C - Stroker Kit for B25 stroker Crank.
D - Weight reduction possible.
E - With valve pockets unlike K557M Series.
G - Only with 2.5L connecting rods
H - Based on Volvo rod 23mm. Ford OEM 21mm.

P - Piston guided rod, washer required.
Q - Oil Squirter modification required.
R - Pin 20mm, OEM = 20.65mm (13/16)

LANCIA / LOTUS / MAZDA

LANCIA

Lancia Delta HF Integrale • 2.0L 16V / Fiat Coupe turbo 16V • Standard Compression

Kit Part #	Bore mm / Inch	Oversize	Stroke	Rod	Comp. Ht.	Head cc's	Volume	Gasket Thickness	Deck Clearance	Block Ht.	Comp. Ratio	Pin Part # (Included)	Ringset (Included)	Avg. Wt.	Foot-note
KE218M84	84.00 / 3.307	Std.	3.543 90mm	5.709 145mm	1.533 38.94	42.7	-20.5cc	.069 1.74mm	.002 .06mm	9.016 229mm	7.5	S625 22mm - .866 x 2.500	8400XX	374	1
KE218M845	84.50 / 3.327	0.020											8450XX	384	
KE218M85	85.00 / 3.346	0.040											8500XX	392	
KE218M855	85.50 / 3.366	0.060											8550XX	396	

Lancia Delta HF Integrale • 2.0L 16V / Fiat Coupe Turbo 16V • Turbo

Kit Part #	Bore mm / Inch	Oversize	Stroke	Rod	Comp. Ht.	Head cc's	Volume	Gasket Thickness	Deck Clearance	Block Ht.	Comp. Ratio	Pin Part # (Included)	Ringset (Included)	Avg. Wt.	Foot-note
KE219M845	84.50 / 3.327	0.020	3.543 90mm	5.709 145mm	1.533 38.94	42.7	-10cc	.069 1.74mm	.002 .06mm	9.016 229mm	8.5	S625 22mm - .866 x 2.500	8450XX	384	1
KE219M85	85.00 / 3.346	0.040											8500XX	390	
KE219M855	85.50 / 3.366	0.060											8550XX	394	

LOTUS

Lotus 2ZZ Elise • 1.8L 16V (also Pontiac Vibe and Toyota Celica, Sleeve bore for best results)

Kit Part #	Bore mm / Inch	Oversize	Stroke	Rod	Comp. Ht.	Head cc's	Volume	Gasket Thickness	Deck Clearance	Block Ht.	Comp. Ratio	Pin Part # (Included)	Ringset (Included)	Avg. Wt.	Foot-note
K565M82	82.00 / 3.228	Std.	3.346 85mm	5.429 137.9mm	1.228 31.2mm	38.0	-16cc	.020 .50mm	.006 .15mm	8.336 211.75mm	8.9	S549 20mm - .787 x 2.002	8200XX	284	1
K569M82	82.00 / 3.228	Std.					.2cc				11.3		8200XX	319	

MAZDA

Mazda Miata 1.6L 16V Turbo (B6)

Kit Part #	Bore mm / Inch	Oversize	Stroke	Rod	Comp. Ht.	Head cc's	Volume	Gasket Thickness	Deck Clearance	Block Ht.	Comp. Ratio	Pin Part # (Included)	Ringset (Included)	Avg. Wt.	Foot-note
K554M785	78.50 / 3.090	0.020	3.287 83.5mm	5.234 133mm	1.258 31.95mm	36.0	-13cc	.043 1.1mm	+.006 +.15mm	8.130 206.5mm	8.6	S623 20mm - .787 x 2.500	7850XX	275	1, 3
K554M79	79.00 / 3.110	0.040									8.7		7900XX	284	
K554M795	79.50 / 3.130	0.060									8.7		7950XX	292	

Mazda Miata MX-5 & Protégé 1.8L 16V ("BP" engine code) 207mm deck & different valve angles on 1999+

Kit Part #	Bore mm / Inch	Oversize	Stroke	Rod	Comp. Ht.	Head cc's	Volume	Gasket Thickness	Deck Clearance	Block Ht.	Comp. Ratio	Pin Part # (Included)	Ringset (Included)	Avg. Wt.	Foot-note
K553M835	83.50 / 3.287	0.020	3.346 85mm	5.234 133mm	1.201 30.5mm	52.0	-4cc	.031 .79mm	.020 .50mm	8.130 206.5mm	8.4	S641 20mm - .787 x 1.986	8350XX	301	1, 3
K553M84	84.00 / 3.307	0.040									8.5		8400XX	309	
K553M845	84.50 / 3.327	0.060									8.5		8450XX	315	
K590M835	83.50 / 3.287	0.020	3.346 85mm	5.234 133mm	1.201 30.5mm	52.0	7cc	.031 .79mm	.020 .50mm	8.130 206.5mm	9.9	S641 20mm - .787 x 1.986	8350XX	288	1
K590M84	84.00 / 3.307	0.040									10.0		8400XX	293	

Optional K1 Rod for Mazda 1.8 BP: Part # 028CC14133

Mazda 2.0L 16V FS (Fits Mazdaspeed 2003 Turbo, 626 and Probe)

Kit Part #	Bore mm / Inch	Oversize	Stroke	Rod	Comp. Ht.	Head cc's	Volume	Gasket Thickness	Deck Clearance	Block Ht.	Comp. Ratio	Pin Part # (Included)	Ringset (Included)	Avg. Wt.	Foot-note
K614M83	83.00 / 3.268	Std.	3.622 92mm	5.325 135.25	1.175 29.85mm	38.0	-16.5cc	.032 .91mm	.16 .40mm	8.327 211.5mm	9.1	S622 19mm - .748 x 2.500	8300XX	283	1, 3
K614M835	83.50 / 3.287	0.020									9.2		8350XX	292	
K614M84	84.00 / 3.307	0.040									9.3		8400XX	298	

Mazda Duratec 2.0L 16V

Kit Part #	Bore mm / Inch	Oversize	Stroke	Rod	Comp. Ht.	Head cc's	Volume	Gasket Thickness	Deck Clearance	Block Ht.	Comp. Ratio	Pin Part # (Included)	Ringset (Included)	Avg. Wt.	Foot-note
K628M875	87.50 / 3.445	Std.	3.268 83mm	5.758 146.25mm	1.122 28.5mm	42.0	-23cc	.020 .50mm	.030 .76mm	8.543 217mm	7.9	S656 21mm - .827 x 2.002	8750XX	309	1, 3
K628M88	88.00 / 3.464	0.020									8.0		8800XX	315	
K629M875	87.50 / 3.445	Std.	3.268 83mm	5.758 146.25mm	1.122 28.5mm	42.0	-7cc	.020 .50mm	.030 .76mm	8.543 217mm	9.9	S656 21mm - .827 x 2.002	8750XX	306	1, 3
K629M88	88.00 / 3.464	0.020									10.0		8800XX	311	
KE237M875	87.50 / 3.445	Std.	3.268 83mm	5.758 146.25mm	1.122 28.5mm	42.0	5.3cc	.020 .50mm	.030 .76mm	8.543 217mm	12.3	S656 21mm - .827 x 2.002	8750XX	338	1, 3
KE237M88	88.00 / 3.464	0.020									12.4		8800XX	343	

Optional K1 Rod for Ford Duratec Series: Part # 011BL16576

MAZDA / MERCEDES / MITSUBISHI

MAZDA (CONTINUED)

Mazda 2.3 Liter MZR (OE naturally aspirated) Not Mazdaspeed3 with 22.5mm pin

Kit Part #	Bore mm / Inch	Oversize	Stroke	Rod	Comp. Ht.	Head cc's	Volume	Gasket Thickness	Deck Clearance	Block Ht.	Comp. Ratio	Pin Part # (Included)	Ringset (Included)	Avg. Wt.	Foot-note
K628M875	87.50 / 3.445	Std.	3.701	6.092	1.122	42.0	-23cc	.020	.030	9.095	8.8	S656 21mm -	8750XX	309	1, 3
K628M88	88.00 / 3.464	0.020	94mm	154.75mm	28.5mm			.50mm	.76mm	231mm	8.9	.827 x 2.002	8800XX	315	
K629M875	87.50 / 3.445	Std.	3.701	6.092	1.122	42.0	-7cc	.020	.030	9.095	11.0	S656 21mm -	8750XX	306	1, 3
K629M88	88.00 / 3.464	0.020	94mm	154.75mm	28.5mm			.50mm	.76mm	231mm	11.1	.827 x 2.002	8800XX	311	
KE257M875	87.50 / 3.445	Std.	3.701	6.092	1.122	42.0	5.3cc	.020	.030	9.095	12.5	S656 21mm -	8750XX	338	1, 3
KE257M88	88.00 / 3.464	0.020	94mm	154.75mm	28.5mm			.50mm	.76mm	231mm	12.6	.827 x 2.002	8800XX	343	

Optional K1 Rod for Mazda 2.3 Series: Part # 011BM16155

Mazda 2.3 Liter MZR DISI (OE DISI Turbo) Mazdaspeed 3 / Mazdaspeed 6

Kit Part #	Bore mm / Inch	Oversize	Stroke	Rod	Comp. Ht.	Head cc's	Volume	Gasket Thickness	Deck Clearance	Block Ht.	Comp. Ratio	Pin Part # (Included)	Ringset (Included)	Avg. Wt.	Foot-note
K640M875	87.50 / 3.445	Std.	3.701	5.927	1.270	42.0	-13.3cc	.020	.040	9.095	9.8	S754 22.5mm	8750XX	342	1
K640M88	88.00 / 3.464	0.020	94mm	150.55mm	32.25mm			.50mm	1.0mm	231mm	9.9	- .886 x 2.362	8800XX	346	

Optional K1 Rod for Mazda 2.3 DISI Turbo: Part # 028CF19151

MERCEDES

Mercedes EVO 1 M102E23 • 2.3L 16V • Turbo (must use aftermarket 149mm rod, OEM rod is 145mm)

Kit Part #	Bore mm / Inch	Oversize	Stroke	Rod	Comp. Ht.	Head cc's	Volume	Gasket Thickness	Deck Clearance	Block Ht.	Comp. Ratio	Pin Part # (Included)	Ringset (Included)	Avg. Wt.	Foot-note
KE230M955	95.50 / 3.760	Std.	3.159	5.866	1.531	57.0	-10cc	.069			9.0	S710 22mm -	9550XX	468	1, G, P
KE230M96	96.00 / 3.780	0.020	80.25mm	149mm	38.9cc			1.75mm				.866 x 2.500	9600XX	474	
KE230M965	96.50 / 3.799	0.040											9650XX	479	

Optional K1 Rod for M102E23 Series: Part # MBH5866BAGB4-A

Mercedes EVO 2 M102E25 • 2.5L 16V • Turbo

Kit Part #	Bore mm / Inch	Oversize	Stroke	Rod	Comp. Ht.	Head cc's	Volume	Gasket Thickness	Deck Clearance	Block Ht.	Comp. Ratio	Pin Part # (Included)	Ringset (Included)	Avg. Wt.	Foot-note
KE228M955	95.50 / 3.760	Std.	3.433	5.866	1.343	57.0	-10cc	.069			9.0	S710 22mm -	9550XX	398	1, P
KE228M96	96.00 / 3.780	0.020	87.2mm	149mm	34.1mm			1.75mm				.866 x 2.500	9600XX	408	
KE228M965	96.50 / 3.799	0.040											9650XX	413	

Optional K1 Rod for M102E25 Series: Part # MBH5866BAGB4-A

MITSUBISHI DSM

FIRST GENERATION

Mitsubishi 4G63 2.0L Gen 1 • Lancer EVO 1-3/Eclipse/Galant VR-4 • 1988-92 • 6-Bolt

Kit Part #	Bore mm / Inch	Oversize	Stroke	Rod	Comp. Ht.	Head cc's	Volume	Gasket Thickness	Deck Clearance	Block Ht.	Comp. Ratio	Pin Part # (Included)	Ringset (Included)	Avg. Wt.	Foot-note
Includes .200" wall pin															
K559M85	85.00 / 3.346	Std.	3.465	5.906	1.378	47.0	-17cc	.042	0	9.015	8.1	S709 21mm -	8500XX	324	1
K559M855	85.50 / 3.366	0.020	88mm	150mm	35mm			1.1mm		229mm	8.2	.827 x 2.500	8550XX	332	
K559M86	86.00 / 3.386	0.040									8.3		8600XX	340	
K559M865	86.50 / 3.405	0.060									8.4		8650XX	348	
K560M85	85.00 / 3.346	Std.	3.465	5.906	1.378	47.0	-10cc	.042	0	9.015	8.9	S709 21mm -	8500XX	343	1
K560M855	85.50 / 3.366	0.020	88mm	150mm	35mm			1.1mm		229mm	9.0	.827 x 2.500	8550XX	349	
K560M86	86.00 / 3.386	0.040									9.1		8600XX	361	
K560M865	86.50 / 3.405	0.060									9.2		8650XX	369	

Foot Notes (far right column)

1 - Most Wiseco Pistons have offset pins. (Pins must be offset, same as OEM, for quietest operation).
2 - Due to compression height that may protrude above the deck, it is recommended that a 1.00mm thick head gasket is used.
3 - Optional pin upgrade available.
4 - Utilizes extra deep valve pockets to expand the range of I-Vtec with big cams and milled heads
6 - These pistons have an oil ring groove that is lower than OE. Will not work with sleeves with access hole if the oil ring is not pinned in place.

B - Build to order.
C - Stroker Kit for B25 stroker Crank.
D - Weight reduction possible.
E - With valve pockets unlike K557M Series.
G - Only with 2.5L connecting rods
H - Based on Volvo rod 23mm. Ford OEM 21mm.

P - Piston guided rod, washer required.
Q - Oil Squirter modification required.
R - Pin 20mm, OEM = 20.65mm (13/16)

MITSUBISHI

MITSUBISHI DSM (CONTINUED)

Mitsubishi 1400HD • 8.5:1 • Includes .225" Wall Tool Steel Pins • 4G63 2.0L Gen 1 • Lancer EVO 1-3/Eclipse/Galant VR-4 • 1988-92 • 6-Bolt

Kit Part #	Bore mm / Inch	Oversize	Stroke	Rod	Comp. Ht.	Head cc's	Volume	Gasket Thickness	Deck Clearance	Block Ht.	Comp. Ratio	Pin Part # (Included)	Ringset (Included)	Avg. Wt.	Foot-note
K625M85AP	85.00 / 3.346	Std.	3.465 88mm	5.906 150mm	1.378 35mm	47.0	-14cc	.042 1.1mm	0	9.015 229mm	8.4	S721 21mm - .827 x 2.362	8500XX	341	1
K625M855AP	85.50 / 3.366	0.020									8.5		8550XX	348	
K625M86AP	86.00 / 3.386	0.040									8.6		8600XX	350	
K625M865AP	86.50 / 3.405	0.060									8.7		8650XX	357	
K625M87AP	87.00 / 3.425	0.080									8.8		8700XX	369	

Mitsubishi 1400HD • 10.5:1 E85 Series • Includes .225" wall Tool Steel Pins • 4G63 2.0L Gen 1 • Lancer EVO 1-3/Eclipse/Galant VR-4 • 1988-92 • 6-Bolt

Kit Part #	Bore mm / Inch	Oversize	Stroke	Rod	Comp. Ht.	Head cc's	Volume	Gasket Thickness	Deck Clearance	Block Ht.	Comp. Ratio	Pin Part # (Included)	Ringset (Included)	Avg. Wt.	Foot-note
K662M85AP	85.00 / 3.346	Std.	3.465 88mm	5.906 150mm	1.378 35mm	47.0	1	.042 1.1mm	0	9.015 229mm	10.6	S721 21mm - .827 x 2.362	8500XX	341	1
K662M8525AP	85.25 / 3.356	0.010									10.6		8525XX	367	
K662M855AP	85.50 / 3.366	0.020									10.7		8550XX	370	
K662M86AP	86.00 / 3.386	0.040									10.8		8600XX	375	

4G63, 2 Series: Part # 032CJ17150 (5.906" / 150mm)

Mitsubishi 4G63 2.0L Gen 1 with 100mm 4G64 Stroker Crank

Kit Part #	Bore mm / Inch	Oversize	Stroke	Rod	Comp. Ht.	Head cc's	Volume	Gasket Thickness	Deck Clearance	Block Ht.	Comp. Ratio	Pin Part # (Included)	Ringset (Included)	Avg. Wt.	Foot-note
Includes .200" wall pin															
K571M85	85.00 / 3.346	Std.	3.937 100mm	5.906 150mm	1.130 28.7mm	47.0	-21cc	.042 1.1mm	.012 .30mm	9.015 229mm	8.5	S709 21mm - .827 x 2.500	8500XX	284	1
K571M855	85.50 / 3.366	0.020									8.6		8550XX	289	
K571M86	86.00 / 3.386	0.040									8.7		8550XX	296	

SECOND GENERATION

Mitsubishi 4G63 2.0L Gen 2 • Eclipse & Talon • 1993-01* 7 Bolt

Kit Part #	Bore mm / Inch	Oversize	Stroke	Rod	Comp. Ht.	Head cc's	Volume	Gasket Thickness	Deck Clearance	Block Ht.	Comp. Ratio	Pin Part # (Included)	Ringset (Included)	Avg. Wt.	Foot-note
Includes .200" wall pin															
K548M85AP	85.00 / 3.346	Std.	3.465 88mm	5.906 150mm	1.378 35mm	47.0	-17cc	.042 1.1mm	0	9.015 229mm	8.1	S710 22mm - .866 x 2.500	8500XX	334	1
K548M8525AP	85.25 / 3.356	0.010									8.1		8525XX	339	
K548M855AP	85.50 / 3.366	0.020									8.2		8550XX	343	
K548M86AP	86.00 / 3.386	0.040									8.3		8600XX	351	
K548M8625AP	86.25 / 3.396	0.050									8.4		8625XX	357	
K548M865AP	86.50 / 3.405	0.060									8.4		8650XX	353	
K548M87AP	87.00 / 3.425	0.080									8.5		8700XX	360	
K595M85AP	85.00 / 3.346	Std.	3.465 88mm	5.906 150mm	1.378 35mm	47.0	-14cc	.042 1.1mm	0	9.015 229mm	8.4	S625 22mm - .866 x 2.500	8500XX	336	1, 3
K595M8525AP	85.25 / 3.356	0.010									8.5		8525XX	338	
K595M855AP	85.50 / 3.366	0.020									8.5		8550XX	340	
K595M86AP	86.00 / 3.386	0.040									8.6		8600XX	345	
K597M85	85.00 / 3.346	Std.	3.465 88mm	5.906 150mm	1.378 35mm	47.0	-10cc	.042 1.1mm	0	9.015 229mm	8.9	S710 22mm - .866 x 2.500	8500XX	341	1
K597M855	85.50 / 3.366	0.020									9.0		8550XX	345	
K597M86	86.00 / 3.386	0.040									9.1		8600XX	350	

Mitsubishi 1400HD • Includes .225" wall Tool Steel Pins • 4G63 2.0L Gen 2 • Eclipse & Talon • 1993-01* 7 Bolt

Kit Part #	Bore mm / Inch	Oversize	Stroke	Rod	Comp. Ht.	Head cc's	Volume	Gasket Thickness	Deck Clearance	Block Ht.	Comp. Ratio	Pin Part # (Included)	Ringset (Included)	Avg. Wt.	Foot-note
Includes .200" wall pin															
K626M85AP	85.00 / 3.346	Std.	3.465 88mm	5.906 150mm	1.378 35mm	47.0	-14cc	.042 1.1mm	0	9.015 229mm	8.5	S710 22mm - .866 x 2.500	8500XX	334	1
K626M8525AP	85.25 / 3.356	0.010									8.5		8525XX	345	
K626M855AP	85.50 / 3.366	0.020									8.6		8550XX	341	
K626M86AP	86.00 / 3.386	0.040									8.6		8600XX	349	
K626M8625AP	86.25 / 3.396	0.050									8.7		8625XX	359	
K626M865AP	86.50 / 3.405	0.060									8.7		8650XX	362	
K626M87AP	87.00 / 3.425	0.080									8.8		8700XX	369	

MITSUBISHI

MITSUBISHI DSM (CONTINUED)

Mitsubishi 1400HD • Includes .225" wall Tool Steel Pins • 4G63 2.0L Gen 2 • Eclipse & Talon • 1993-01* 7 Bolt

Kit Part #	Bore mm / Inch	Oversize	Stroke	Rod	Comp. Ht.	Head cc's	Volume	Gasket Thickness	Deck Clearance	Block Ht.	Comp. Ratio	Pin Part # (Included)	Ringset (Included)	Avg. Wt.	Foot-note
Includes .200" wall pin															
K656M85AP	85.00 / 3.346	Std.	3.465 88mm	5.906 150mm	1.378 35mm	47.0	-4.5cc	.042 1.1mm	0	9.015 229mm	9.6	S710 22mm - .866 x 2.500	8500XX	372	1
K656M8525AP	85.25 / 3.356	0.010									9.7		8525XX	376	
K656M855AP	85.50 / 3.366	0.020									9.7		8550XX	380	
K656M86AP	86.00 / 3.386	0.040									9.8		8600XX	390	
K656M865AP	86.50 / 3.405	0.060									10.0		8650XX	394	
K656M87AP	87.00 / 3.425	0.080									10.0		8700XX	401	

Optional K1 Rod for 4G63, 2 Series: Part # 032CJ17150 (5.906" / 150mm)

Mitsubishi 4G63 2.0L Gen 2, with 150mm Rod with 100mm Stroker Crank (Con. rod small end 1.000" or less)

Kit Part #	Bore mm / Inch	Oversize	Stroke	Rod	Comp. Ht.	Head cc's	Volume	Gasket Thickness	Deck Clearance	Block Ht.	Comp. Ratio	Pin Part # (Included)	Ringset (Included)	Avg. Wt.	Foot-note
Includes .200" wall pin															
K596M85AP	85.00 / 3.346	Std.	3.937 100mm	5.906 150mm	1.130 28.7mm	47.0	-21cc	.042 1.1mm	.011 .30mm	9.015 229mm	8.5	S710 22mm - .866 x 2.500	8500XX	297	1
K596M8525AP	85.25 / 3.356	0.010									8.6		8525XX		
K596M855AP	85.50 / 3.366	0.020									8.6		8550XX		
K596M86AP	86.00 / 3.386	0.040									8.7		8600XX	316	

Optional K1 Rod for 4G63 Gen. 2 Series: Part # 032CJ17150 (5.906" / 150mm)

Mitsubishi 4G64 with 4G63 Head (21mm pin) 1988-92

Kit Part #	Bore mm / Inch	Oversize	Stroke	Rod	Comp. Ht.	Head cc's	Volume	Gasket Thickness	Deck Clearance	Block Ht.	Comp. Ratio	Pin Part # (Included)	Ringset (Included)	Avg. Wt.	Foot-note
K564M87	87.00 / 3.425	0.020	3.937 100mm	5.906 150mm	1.378 35mm	47.0	-22cc	.042 1.1mm	0	9.251 235mm	8.9	S624 21mm - .827 x 2.500	8700XX	336	1,3

Mitsubishi 4G64 with 4G63 DSM head (22mm pin) 1993-01 Gen 2

Kit Part #	Bore mm / Inch	Oversize	Stroke	Rod	Comp. Ht.	Head cc's	Volume	Gasket Thickness	Deck Clearance	Block Ht.	Comp. Ratio	Pin Part # (Included)	Ringset (Included)	Avg. Wt.	Foot-note
Includes .200" wall pin															
K548M865AP	86.50 / 3.405	Std.	3.937 100mm	5.906 150mm	1.378 35mm	47.0	-17cc	.042 1.1mm	0	9.251 235mm	9.8	S710 22mm - .866 x 2.500	8650XX	353	1
K548M87AP	87.00 / 3.425	0.020									9.9		8700XX	360	
Includes .225" wall tool steel pin															
K626M865AP	86.50 / 3.405	Std.	3.937 100mm	5.906 150mm	1.378 35mm	47.0	-14cc	.042 1.1mm	0	9.251 235mm	10.3	S722 22mm - .866 x 2.362	8650XX	356	1
K626M87AP	87.00 / 3.425	0.020									10.4		8700XX	369	

Mitsubishi 4G64 DSM • (22mm pin) 1993-05 (Valve pocket compatible with 1999 and later)

Kit Part #	Bore mm / Inch	Oversize	Stroke	Rod	Comp. Ht.	Head cc's	Volume	Gasket Thickness	Deck Clearance	Block Ht.	Comp. Ratio	Pin Part # (Included)	Ringset (Included)	Avg. Wt.	Foot-note
K548M865AP	86.50 / 3.405	Std.	3.937 100mm	5.906 150mm	1.378 35mm	47.0	-17cc	.042 1.1mm	0	9.251 235mm	9.4	S710 22mm - .866 x 2.500	8650XX	353	1
K548M87AP	87.00 / 3.425	0.020									9.5		8700XX	360	

Foot Notes (far right column)

1 - Most Wiseco Pistons have offset pins. (Pins must be offset, same as OEM, for quietest operation).
2 - Due to compression height that may protrude above the deck, it is recommended that a 1.00mm thick head gasket is used.
3 - Optional pin upgrade available.
4 - Utilizes extra deep valve pockets to expand the range of I-Vtec with big cams and milled heads
6 - These pistons have an oil ring groove that is lower than OE. Will not work with sleeves with access hole if the oil ring is not pinned in place.

B - Build to order.
C - Stroker Kit for B25 stroker Crank.
D - Weight reduction possible.
E - With valve pockets unlike K557M Series.
G - Only with 2.5L connecting rods
H - Based on Volvo rod 23mm. Ford OEM 21mm.

P - Piston guided rod, washer required.
Q - Oil Squirter modification required.
R - Pin 20mm, OEM = 20.65mm (13/16)

MITSUBISHI

MITSUBISHI DSM (CONTINUED)

Mitsubishi 4G64 DSM • (22mm pin) 1993-05 • 1400HD Includes .225" wall tool steel pins

Kit Part #	Bore mm / Inch	Oversize	Stroke	Rod	Comp. Ht.	Head cc's	Volume	Gasket Thickness	Deck Clearance	Block Ht.	Comp. Ratio	Pin Part # (Included)	Ringset (Included)	Avg. Wt.	Foot-note
K626M865AP	86.50 / 3.405	Std.	3.937 100mm	5.906 150mm	1.378 35mm	47.0	-14cc	.042 1.1mm	0	9.251 235mm	9.7	S722 22mm - .866 x 2.362	8650XX	356	1
K626M87AP	87.00 / 3.425	0.020									9.8		8700XX	369	

MITSUBISHI EVO

Mitsubishi 4G63 EVO 4 - 9 • 1400H.D. • 9:1cr • Includes .225" wall Tool Steel Pins

Kit Part #	Bore mm / Inch	Oversize	Stroke	Rod	Comp. Ht.	Head cc's	Volume	Gasket Thickness	Deck Clearance	Block Ht.	Comp. Ratio	Pin Part # (Included)	Ringset (Included)	Avg. Wt.	Foot-note
Con. rod small end 1.000" or less															
K626M85AP	85.00 / 3.346	Std.	3.465 88mm	5.906 150mm	1.378 35mm	43.0	-14cc	.034 .86mm	0	9.015 229mm	8.9	S722 22mm - .866 x 2.362	8500XX	334	1
K626M8525AP	85.25 / 3.356	0.010									9.0		8525XX	345	
K626M855AP	85.50 / 3.366	0.020									9.0		8550XX	341	
K626M86AP	86.00 / 3.386	0.040									9.1		8600XX	349	
K626M8625AP	86.25 / 3.396	0.050									9.1		8625XX	359	
K626M865AP	86.50 / 3.405	0.060									9.2		8650XX	356	
K626M87AP	87.00 / 3.425	0.080									9.3		8700XX	369	

Mitsubishi 4G63 EVO 4 - 9 • 1400H.D. • E85 Series • 10.5:1cr • Includes .225" wall Tool Steel Pins

Kit Part #	Bore mm / Inch	Oversize	Stroke	Rod	Comp. Ht.	Head cc's	Volume	Gasket Thickness	Deck Clearance	Block Ht.	Comp. Ratio	Pin Part # (Included)	Ringset (Included)	Avg. Wt.	Foot-note
Con. rod small end 1.000" or less															
K656M85AP	85.00 / 3.346	Std.	3.465 88mm	5.906 150mm	1.378 35mm	43.0	-4.5cc	.034 .86mm	0	9.015 229mm	10.5	S722 22mm - .866 x 2.362	8500XX	372	1
K656M8525AP	85.25 / 3.356	0.010									10.5		8525XX		
K656M855AP	85.50 / 3.366	0.020									10.6		8550XX	380	
K656M86AP	86.00 / 3.386	0.040									10.7		8600XX		
K656M865AP	86.50 / 3.405	0.060									10.8		8650XX		
K656M87AP	87.00 / 3.425	0.080									10.9		8700XX		

Mitsubishi 4G63 EVO 4 - 9 • 1400HD Stock Stroke • 156mm Rod • 8:1cr • Includes .225" wall Tool Steel Pins

Kit Part #	Bore mm / Inch	Oversize	Stroke	Rod	Comp. Ht.	Head cc's	Volume	Gasket Thickness	Deck Clearance	Block Ht.	Comp. Ratio	Pin Part # (Included)	Ringset (Included)	Avg. Wt.	Foot-note
Con. rod small end 1.000" or less															
K627M85AP	85.00 / 3.346	Std.	3.465 88mm	6.142 156mm	1.137 28.87mm	43.0	-21cc	.034 .86mm	.011 .30mm	9.015 229mm	8.0	S722 22mm - .866 x 2.362	8500XX	292	1
K627M8525AP	85.25 / 3.356	0.010									8.1		8525XX	294	
K627M855AP	85.50 / 3.366	0.020									8.2		8550XX	299	
K627M86AP	86.00 / 3.386	0.040									8.2		8600XX	305	
K627M8625AP	86.25 / 3.396	0.050									8.3		8625XX	307	
K627M87AP	87.00 / 3.425	0.080									8.3		8700XX	324	
K627M875AP	87.50 . 3.445	0.100									8.4		8750XX	331	

Optional K1 Rod for 4G63, 2nd Generation Series: Part # 032CJ17150
Optional K1 4G63 Crank * 4340 Billet
Part # 032BCJ880 88mm Stroke
Part # 032BCJ940 94mm Stroke (For Stroker Custom Piston only)
Part # 032BCJ100 100mm Stroke
All have: 7-Bolt Flanges * 4G63 Main & Rod Journals * 31 lbs.

MITSUBISHI

MITSUBISHI EVO

Mitsubishi 4G63 EVO 4 - 9 • 1400HD 94mm Stroker • 153mm Rod • 8.8:1cr • Includes .225" wall Tool Steel Pins

Kit Part #	Bore mm / Inch	Oversize	Stroke	Rod	Comp. Ht.	Head cc's	Volume	Gasket Thickness	Deck Clearance	Block Ht.	Comp. Ratio	Pin Part # (Included)	Ringset (Included)	Avg. Wt.	Foot-note
Con. rod small end 1.000" or less															
K627M85AP	85.00 / 3.346	Std.	3.701 94mm	6.024 153mm	1.137 28.87mm	43.0	-21cc	.034 .86mm	.011 .30mm	9.015 229mm	8.8	S722 22mm - .866 x 2.362	8500XX	292	1
K627M8525AP	85.25 / 3.356	0.010											8525XX	294	
K627M855AP	85.50 / 3.366	0.020											8550XX	299	
K627M86AP	86.00 / 3.386	0.040											8600XX	305	
K627M8625AP	86.25 / 3.396	0.050											8625XX	307	
K627M87AP	87.00 / 3.425	0.080											8700XX	324	
K627M875AP	87.50 . 3.445	0.100											8750XX	331	

Mitsubishi 4G63 EVO 4 - 9 • 1400HD 100mm Stroker • 9:1cr • Includes .225" wall Pins

Kit Part #	Bore mm / Inch	Oversize	Stroke	Rod	Comp. Ht.	Head cc's	Volume	Gasket Thickness	Deck Clearance	Block Ht.	Comp. Ratio	Pin Part # (Included)	Ringset (Included)	Avg. Wt.	Foot-note
Con. rod small end 1.000" or less															
K627M85AP	85.00 / 3.346	Std.	3.937 100mm	5.906 150mm	1.137 28.87mm	43.0	-21cc	.034 .86mm	.011 .30mm	9.015 229mm	9.0	S722 22mm - .866 x 2.362	8500XX	292	1
K627M8525AP	85.25 / 3.356	0.010									9.1		8525XX	294	
K627M855AP	85.50 / 3.366	0.020									9.2		8550XX	299	
K627M86AP	86.00 / 3.386	0.040									9.2		8600XX	305	
K627M8625AP	86.25 / 3.396	0.050									9.3		8625XX	307	
K627M87AP	87.00 / 3.425	0.080									9.4		8700XX	324	
K627M875AP	87.50 . 3.445	0.100									9.5		8750XX	331	

Mitsubishi 4G63 EVO 4 - 9 with 4G64 Block • 1400HD 100mm Stroker • 9:1cr • Includes .225" wall Tool Steel Pins

Kit Part #	Bore mm / Inch	Oversize	Stroke	Rod	Comp. Ht.	Head cc's	Volume	Gasket Thickness	Deck Clearance	Block Ht.	Comp. Ratio	Pin Part # (Included)	Ringset (Included)	Avg. Wt.	Foot-note
Con. rod small end 1.000" or less															
K627M865AP	86.50 / 3.405	Std.	3.937 100mm	6.142 156mm	1.130 28.7mm	43.0	-21cc	.034 .86mm	-.011 .30mm	9.251 231mm	9.3	S722 22mm - .866 x 2.362	8650XX	292	1
K627M87AP	87.00 / 3.425	0.020									9.4		8700XX	294	
K627M875AP	87.50 / 3.445	0.040									9.5		8750XX	299	

Foot Notes (far right column)

1 - Most Wiseco Pistons have offset pins. (Pins must be offset, same as OEM, for quietest operation).
2 - Due to compression height that may protrude above the deck, it is recommended that a 1.00mm thick head gasket is used.
3 - Optional pin upgrade available.
4 - Utilizes extra deep valve pockets to expand the range of I-Vtec with big cams and milled heads
6 - These pistons have an oil ring groove that is lower than OE. Will not work with sleeves with access hole if the oil ring is not pinned in place.

B - Build to order.
C - Stroker Kit for B25 stroker Crank.
D - Weight reduction possible.
E - With valve pockets unlike K557M Series.
G - Only with 2.5L connecting rods
H - Based on Volvo rod 23mm. Ford OEM 21mm.

P - Piston guided rod, washer required.
Q - Oil Squirter modification required.
R - Pin 20mm, OEM = 20.65mm (13/16)

MITSUBISHI

EVO X

Mitsubishi 4B11T EVO X 2008+

Kit Part #	Bore mm / Inch	Oversize	Stroke	Rod	Comp. Ht.	Head cc's	Volume	Gasket Thickness	Deck Clearance	Block Ht.	Comp. Ratio	Pin Part # (Included)	Ringset (Included)	Avg. Wt.	Foot-note
Oil squirter must be modified or removed.															
K636M86	86.00 / 3.386	Std.	3.386 86mm	5.659 143.75mm	1.309 33.25mm	49.0	-4.5cc	.048 1.2mm	0	8.661 220mm	9.2	S752 23mm - .905 x 2.362	8600XX	371	1, Q
K636M865	86.50 / 3.405	0.020									9.3		8650XX	379	
K636M87	87.00 / 3.425	0.040									9.4		8700XX	382	
K636M88	88.00 / 3.464	0.080									9.6		8800XX	395	

Optional K1 Rod for Mitsubishi Evo 10 4B11T: Part # 032CK21144

420A

Mitsubishi 420A Eclipse 2.0L 16V DOHC 1995-02 (Same as Neon DOHC engine)

Kit Part #	Bore mm / Inch	Oversize	Stroke	Rod	Comp. Ht.	Head cc's	Volume	Gasket Thickness	Deck Clearance	Block Ht.	Comp. Ratio	Pin Part # (Included)	Ringset (Included)	Avg. Wt.	Foot-note
K580M875	87.50 / 3.445	Std.	3.268 83mm	5.472 139mm	1.236 31.4mm	52.0	-5cc	.040 1.0mm	.004 .1mm	8.346 212mm	8.8	S624 21mm - .827 x 2.500	8750XX	331	1, 3
K580M88	88.00 / 3.464	0.020									8.9		8800XX	339	
K580M885	88.50 / 3.484	0.040									9.0		8850XX	347	
K581M875	87.50 / 3.445	Std.	3.268 83mm	5.472 139mm	1.236 31.4mm	52.0	5cc	.040 1.0mm	.004 .1mm	8.346 212mm	10.3	S624 21mm - .827 x 2.500	8750XX	334	1, 3
K581M88	88.00 / 3.464	0.020									10.4		8800XX	341	
K581M885	88.50 / 3.484	0.040									10.5		8850XX	349	

4G54B

Mitsubishi 4G54B Starion Conquest TSI 2.5L 8V 1984-89

Kit Part #	Bore mm / Inch	Oversize	Stroke	Rod	Comp. Ht.	Head cc's	Volume	Gasket Thickness	Deck Clearance	Block Ht.	Comp. Ratio	Pin Part # (Included)	Ringset (Included)	Avg. Wt.	Foot-note
K555M92	92.00 / 3.622	0.031	3.858 98mm	6.535 166mm	1.390 35.3mm	73.5	-17cc	.052 1.3mm	.028 .70mm	9.882 251mm	7.2	S625 22mm - .866 x 2.500	9200XX	382	1, 3
K555M925	92.50 / 3.642	0.051									7.3		9250XX	396	

4G93 & 4G94

Mitsubishi 4G93 1.8L 1997-02 Mirage / Lancer

Kit Part #	Bore mm / Inch	Oversize	Stroke	Rod	Comp. Ht.	Head cc's	Volume	Gasket Thickness	Deck Clearance	Block Ht.	Comp. Ratio	Pin Part # (Included)	Ringset (Included)	Avg. Wt.	Foot-note
K683M815AP	81.50 / 3.209	0.020	3.504 89mm	5.250 133.25	1.190 30.25mm	47.0	-2.5cc	.042 1.07mm	.027 .68mm	8.219 208.75mm	8.9	S622 19mm - .748 x 2.500	8150XX		1, 3
K683M82AP	82.00 / 3.228	0.040									9.0		8200XX		

Mitsubishi 4G94 2.0L 2002-05 Lancer

Kit Part #	Bore mm / Inch	Oversize	Stroke	Rod	Comp. Ht.	Head cc's	Volume	Gasket Thickness	Deck Clearance	Block Ht.	Comp. Ratio	Pin Part # (Included)	Ringset (Included)	Avg. Wt.	Foot-note
K683M815AP	81.50 / 3.209	Std.	3.770 95.8mm	6.023 153mm	1.190 30.25mm	49.0	-2.5cc	.042 1.07mm	.036 .91mm	9.135 231mm	9.1	S622 19mm - .748 x 2.500	8150XX		1, 3
K683M82AP	82.00 / 3.228	0.020									9.2		8200XX		

Mitsubishi 6G72T 3.0L 24V 3000GT

Kit Part #	Bore mm / Inch	Oversize	Stroke	Rod	Comp. Ht.	Head cc's	Volume	Gasket Thickness	Deck Clearance	Block Ht.	Comp. Ratio	Pin Part # (Included)	Ringset (Included)	Avg. Wt.	Foot-note
K570M915	91.50 / 3.602	0.015	2.991 76mm	5.548 140.9mm	1.250 31.75mm	48.0	-14cc	.050 1.27mm	.019 .48mm	8.313 211.15mm	7.8	S625 22mm - .866 x 2.500	9150XX	343	1, 3
K570M92	92.00 / 3.622	0.035									7.9		9200XX	355	
K570M925	92.50 / 3.642	0.055									7.9		9250XX	362	

NISSAN

NISSAN

Nissan CA18DET 1.8L 16V (Oil Squirters may require modification)

Kit Part #	Bore mm / Inch	Over-size	Stroke	Rod	Comp. Ht.	Head cc's	Volume	Gasket Thickness	Deck Clearance	Block Ht.	Comp. Ratio	Pin Part # (Included)	Ringset (Included)	Avg. Wt.	Foot-note
K630M83	83.00 / 3.268	Std.	3.291 83.6mm	5.231 132.87mm	1.171 29.75mm	51.0	FT	.059 1.5mm	.014 .36mm	8.061 204.75mm	8.4	S641 20mm - .787 x 1.986	8300XX	303	1, Q
K630M835	83.50 / 3.289	0.020									8.5		8350XX	309	
K630M84	84.00 / 3.307	0.040									8.6		8400XX	312	

Optional K1 Rod for RB25 / RB26: Part # 033CR16122

Nissan FJ20

Kit Part #	Bore mm / Inch	Over-size	Stroke	Rod	Comp. Ht.	Head cc's	Volume	Gasket Thickness	Deck Clearance	Block Ht.	Comp. Ratio	Pin Part # (Included)	Ringset (Included)	Avg. Wt.	Foot-note
K574M895	89.50 / 3.524	0.020	3.219 80mm	5.512 140mm	1.267 32.18mm	49.5	-16.7cc	.050 1.3mm	+.007 +.18mm	8.346 212mm	8.0	S625 22mm - .866 x 2.500	8950XX	383	1, 3
K574M90	90.00 / 3.543	0.040											9000XX	386	

Nissan SR20DE & SR20DET 180SX/200SX 2.0L 16V

Kit Part #	Bore mm / Inch	Over-size	Stroke	Rod	Comp. Ht.	Head cc's	Volume	Gasket Thickness	Deck Clearance	Block Ht.	Comp. Ratio	Pin Part # (Included)	Ringset (Included)	Avg. Wt.	Foot-note
K556M86AP	86.00 / 3.386	Std.	3.386 86mm	5.364 136.25mm	1.260 32mm	45.0	-12cc	.036 .91mm	0	8.317 211.25mm	9.0	S625 22mm - .866 x 2.500	8600XX	328	1,2,3
K556M8625AP	86.25 / 3.396	0.010									9.0		8625XX	330	
K556M865AP	86.50 / 3.405	0.020									9.1		8650XX	333	
K556M87AP	87.00 / 3.425	0.040									9.2		8700XX	345	
K557M86	86.00 / 3.386	Std.	3.386 86mm	5.364 136.25mm	1.260 32mm	45.0	FT	.036 .91mm	0	8.317 211.25mm	10.9	S625 22mm - .866 x 2.500	8600XX	330	1,2,3
K557M865	86.50 / 3.405	0.020									11.0		8650XX	336	
K557M87	87.00 / 3.425	0.040									11.1		8700XX	344	
KE233M87	87.00 / 3.425	0.040	3.386 86mm	5.364 136.25mm	1.260 32mm	45.0	4cc	.036 .91mm	0	8.317 211.25mm	12.0	S618 22mm - .866 x 2.000	8700XX	344	1, 2, E

Nissan SR20 & SR20DET 92mm Stroker

Kit Part #	Bore mm / Inch	Over-size	Stroke	Rod	Comp. Ht.	Head cc's	Volume	Gasket Thickness	Deck Clearance	Block Ht.	Comp. Ratio	Pin Part # (Included)	Ringset (Included)	Avg. Wt.	Foot-note
K655M86	86.00 / 3.386	Std.	3.622 92mm	5.364 136.25mm	1.140 28.95mm	45.0	-17cc	.036 .91mm	.002 .05mm	8.317 211.25mm	8.9	S751 22mm - .866 x 2.362	8600XX	316	1,2,3
K655M865	86.50 / 3.405	0.020									9.0		8650XX	321	
K655M87	87.00 / 3.425	0.040									9.0		8700XX	327	
K655M89	89.00 / 3.504	0.120									9.4		8900XX	350	

Optional K1 Rod for SR20 Bushed: Part # 033CS17136
Optional K1 Crank for SR20 Crank: Part # 032ECS920 (Strokers only)

Nissan KA24DE 240SX 2.4L 16V 1991-98

Kit Part #	Bore mm / Inch	Over-size	Stroke	Rod	Comp. Ht.	Head cc's	Volume	Gasket Thickness	Deck Clearance	Block Ht.	Comp. Ratio	Pin Part # (Included)	Ringset (Included)	Avg. Wt.	Foot-note
K586M89AP	89.00 / 3.504	352.000	3.780 96mm	6.496 165mm	1.336 33.94mm	46.0	-22cc	.045 1.1mm	.003 .08mm	9.724 247mm	8.9	S624 21mm - .827 x 2.500	8900XX	352	1, 3
K586M895AP	89.50 / 3.524	0.020									9.0		8950XX	358	
K586M90AP	90.00 / 3.543	0.040									9.0		9000XX	363	
K586M905AP	90.50 / 3.563	0.060									9.1		9050XX	370	
K587M89	89.00 / 3.504	Std.	3.780 96mm	6.496 165mm	1.336 33.94mm	46.0	-9cc	.045 1.1mm	.003 .08mm	9.724 247mm	10.5	S624 21mm - .827 x 2.500	8900XX	360	1, 3
K587M895	89.50 / 3.524	0.020									10.6		8950XX	364	
K587M90	90.00 / 3.543	0.040									10.7		9000XX	369	
K587M905	90.50 / 3.563	0.060									10.8		9050XX	374	

Optional K1 Rod for KA24: Part # 033CP16165

Nissan QR25DE Sentra 2.5L 16V

Kit Part #	Bore mm / Inch	Over-size	Stroke	Rod	Comp. Ht.	Head cc's	Volume	Gasket Thickness	Deck Clearance	Block Ht.	Comp. Ratio	Pin Part # (Included)	Ringset (Included)	Avg. Wt.	Foot-note
K670M8900AP	89.00 / 3.504	Std.	3.937 100mm	5.630 143mm	1.260 32mm	55.0	-19.5cc	.040 1.0mm	.020 .50mm	8.878 225.5mm	8.4	S623 20mm - .787 x 2.500	8900XX	331	1, 3
K670M8950AP	89.50 / 3.524	0.020									8.5		8950XX	340	
K670M9000AP	90.00 / 3.543	0.040									8.6		9000XX	345	
K671M8900AP	89.00 / 3.504	Std.	3.937 100mm	5.630 143mm	1.260 32mm	55.0	-1.8cc	.040 1.0mm	.020 .50mm	8.878 225.5mm	10.4	S623 20mm - .787 x 2.500	8900XX	358	1, 3
K671M8950AP	89.50 / 3.524	0.020									10.5		8950XX	367	

Optional K1 Rod for QR25: Part # 033CQ14143

Foot Notes (far right column)

1 - Most Wiseco Pistons have offset pins. (Pins must be offset, same as OEM, for quietest operation).
2 - Due to compression height that may protrude above the deck, it is recommended that a 1.00mm thick head gasket is used.
3 - Optional pin upgrade available.
4 - Utilizes extra deep valve pockets to expand the range of I-Vtec with big cams and milled heads
6 - These pistons have an oil ring groove that is lower than OE. Will not work with sleeves with access hole if the oil ring is not pinned in place.

B - Build to order.
C - Stroker Kit for B25 stroker Crank.
D - Weight reduction possible.
E - With valve pockets unlike K557M Series.
G - Only with 2.5L connecting rods
H - Based on Volvo rod 23mm. Ford OEM 21mm.

P - Piston guided rod, washer required.
Q - Oil Squirter modification required.
R - Pin 20mm, OEM = 20.65mm (13/16)

NISSAN

NISSAN

Nissan RB25DET Skyline 2.5L 24V

Kit Part #	Bore mm / Inch	Over-size	Stroke	Rod	Comp. Ht.	Head cc's	Volume	Gasket Thickness	Deck Clearance	Block Ht.	Comp. Ratio	Pin Part # (Included)	Ringset (Included)	Avg. Wt.	Foot-note
K578M8625AP	86.25 / 3.396	0.010	2.823 71.7mm	4.783 121.5mm	1.240 31.5mm	66.5	14cc	.040 1.0mm	+.013 .33mm	7.421 188.5mm	8.4	S624 21mm - .827 x 2.500	8625XX	405	1, 2, 3
K578M865AP	86.50 / 3.405	0.020									8.4		8650XX	401	
K578M87AP	87.00 / 3.425	0.040									8.5		8700XX	406	

Nissan RB26DETT Skyline 2.6L 24V

Kit Part #	Bore mm / Inch	Over-size	Stroke	Rod	Comp. Ht.	Head cc's	Volume	Gasket Thickness	Deck Clearance	Block Ht.	Comp. Ratio	Pin Part # (Included)	Ringset (Included)	Avg. Wt.	Foot-note
K591M86AP	86.00 / 3.386	Std.	2.901 73.68mm	4.783 121.5mm	1.181 30mm	66.5	14cc	.045 1.1mm	.006 .15mm	7.421 188.5mm	8.1	S624 21mm - .827 x 2.500	8600XX	334	1, 3
K591M8625AP	86.25 / 3.396	0.010									8.1		8625XX	342	
K591M865AP	86.50 / 3.405	0.020									8.2		8650XX	348	
K591M87AP	87.00 / 3.425	0.040									8.3		8700XX	348	
K591M8725AP	87.25 / 3.435	0.050									8.3		8725XX	338	
K591M875AP	87.50 / 3.445	0.060									8.4		8750XX	360	

Optional K1 Rod for Mitsubishi Evo 10 4B11T: Part # 032CK21144

Nissan VG30DETT 300ZX 3.0L 24V 1990-96

Kit Part #	Bore mm / Inch	Over-size	Stroke	Rod	Comp. Ht.	Head cc's	Volume	Gasket Thickness	Deck Clearance	Block Ht.	Comp. Ratio	Pin Part # (Included)	Ringset (Included)	Avg. Wt.	Foot-note
K549M87AP	87.00 / 3.425	Std.	3.270 83mm	6.071 154mm	1.260 32mm	49.5	-9cc	.045 1.2mm	.005 .12mm	8.971 227.86mm	8.4	S625 22mm - .866 x 2.500	8700XX	325	1. 3
K549M8725AP	87.25 / 3.435	0.010									8.4		8725XX	330	
K549M875AP	87.50 / 3.445	0.020									8.5		8750XX	335	
K549M88AP	88.00 / 3.464	0.040									8.6		8800XX	344	

Nissan VQ35DE 3.5L 24V V6 • 350Z Maxima, Altima, and Infiniti G35 2004-06

Kit Part #	Bore mm / Inch	Over-size	Stroke	Rod	Comp. Ht.	Head cc's	Volume	Gasket Thickness	Deck Clearance	Block Ht.	Comp. Ratio	Pin Part # (Included)	Ringset (Included)	Avg. Wt.	Foot-note
K605M955AP	95.50 / 3.760	Std.	3.205 81.4mm	5.676 144.2mm	1.168 29.67mm	57.0	-10cc	.024 .60mm	.018 .46mm	8.464 215mm	8.8	S625 22mm - .866 x 2.500	9550XX	354	1, 3
K605M96AP	96.00 / 3.780	0.020											9600XX	360	
K606M955	95.50 / 3.760	Std.	3.205 81.4mm	5.676 144.2mm	1.168 29.67mm	57.0	7cc	.024 .60mm	.018 .46mm	8.464 215mm	11	S625 22mm - .866 x 2.500	9550XX	375	1, 3
K606M96	96.00 / 3.780	0.020											9600XX	379	

Optional K1 Rod for Nissan VQ-35: Part # 033CV17144

Nissan VQ37VHR 3.7L 24V V6 • G37, 370Z

Kit Part #	Bore mm / Inch	Over-size	Stroke	Rod	Comp. Ht.	Head cc's	Volume	Gasket Thickness	Deck Clearance	Block Ht.	Comp. Ratio	Pin Part # (Included)	Ringset (Included)	Avg. Wt.	Foot-note
K643M955	95.50 / 3.760	Std.	3.385 86mm	5.881 149.4mm	1.198 30.43mm	50.5cc	-15.5cc	.024 .60mm	.026 .66mm	8.797 223.4mm	9	S710 22mm - .866 x 2.500	9550XS	365	1
K643M96	96.00 / 3.780	0.020											9600XS	372	

Optional K1 Rod for Nissan VQ37 VHR: Part # 033CW17150

Nissan VR38DETT 3.8L 24V V6 • Nissan GTR HD2 Asymmetric Skirt • 9.5:1cr • Gas Ported • Includes .225" wall tool steel pins

Kit Part #	Bore mm / Inch	Over-size	Stroke	Rod	Comp. Ht.	Head cc's	Volume	Gasket Thickness	Deck Clearance	Block Ht.	Comp. Ratio	Pin Part # (Included)	Ringset (Included)	Avg. Wt.	Foot-note
K681M955AP	95.50 / 3.760	Std.	3.480 88.4mm	6.496 165mm	1.350 34.3mm	64.2cc	-1.8cc	.030 .76mm	.020 .50mm	9.606 244mm	9.5	S790 23mm - .905 x 2.250	9550XX	445	1
K681M9558AP	95.58 / 3.763	0.003											9550XX	446	

Nissan VR38DETT 3.8L 24V V6 • Nissan GTR HD2 Asymmetric Skirt • 9.5:1cr • Stroker • Gas Ported • Includes .225" wall tool steel pins

Kit Part #	Bore mm / Inch	Over-size	Stroke	Rod	Comp. Ht.	Head cc's	Volume	Gasket Thickness	Deck Clearance	Block Ht.	Comp. Ratio	Pin Part # (Included)	Ringset (Included)	Avg. Wt.	Foot-note
K680M955AP	95.50 / 3.760	Std.	3.717 94.4mm	6.496 165mm	1.350 34.3mm	64.2cc	-6.3cc	.030 .76mm	.020 .50mm	9.606 244mm	9.5	S790 23mm - .905 x 2.250	9550XX	432	1
K680M9558AP	95.58 / 3.763	0.003											9550XX	432	

OPEL / VAUXHALL

OPEL / VAUXHALL

Opel X16XE Corsa and various 1.6L 16V • Turbo

Kit Part #	Bore mm / Inch	Over-size	Stroke	Rod	Comp. Ht.	Head cc's	Volume	Gasket Thickness	Deck Clearance	Block Ht.	Comp. Ratio	Pin Part # (Included)	Ringset (Included)	Avg. Wt.	Foot-note
KE159M79	79.00 / 3.110	Std.	3.209 81.5mm	5.108 129.75mm	1.110 28.2mm	34.5cc	-15cc	.050 1.27mm			8.8	S621 18mm - .708 x 2.500	7900XX	273	1
KE159M795	79.50 / 3.130	0.020											7950XX	277	
KE159M80	80.00 / 3.150	0.040											8000XX	291	
KE161M79	79.00 / 3.110	Std.	3.209 81.5mm	5.108 129.75mm	1.110 28.2mm	34.5cc	-15cc	.050 1.27mm			11.5	S524 18mm - .708 x 2.244	7900XX	291	1
KE161M795	79.50 / 3.130	0.020											7950XX	295	
KE161M80	80.00 / 3.150	0.040											8000XX	309	

Opel C20XE 2.0L 16V • Astra/Vectra • High compression (stock is 10.5:1)

Kit Part #	Bore mm / Inch	Over-size	Stroke	Rod	Comp. Ht.	Head cc's	Volume	Gasket Thickness	Deck Clearance	Block Ht.	Comp. Ratio	Pin Part # (Included)	Ringset (Included)	Avg. Wt.	Foot-note
KE163M86	86.00 / 3.386	Std.	3.386 86mm	5.634 143.1mm	1.198 30.43mm	42.6	5.2cc	.055 1.4mm	.008 .20mm	8.533 216.75mm	12.0	S527 21mm - .827 x 2.126	8600XX	345	1
KE163M865	86.50 / 3.405	0.020											8650XX	351	
KE163M87	87.00 / 3.425	0.040											8700XX	356	

Optional K1 Rod for C20XE Series: Part # 042DO16143

Opel C20LET 2.0L 16V • Astra/Vectra/Calibra Turbo

Kit Part #	Bore mm / Inch	Over-size	Stroke	Rod	Comp. Ht.	Head cc's	Volume	Gasket Thickness	Deck Clearance	Block Ht.	Comp. Ratio	Pin Part # (Included)	Ringset (Included)	Avg. Wt.	Foot-note
KE165M86	86.00 / 3.386	Std.	3.386 86mm	5.634 143.1mm	1.198 30.43mm	43.0	-13cc	.055 1.4mm	.008 .20mm	8.533 216.75mm	8.8	S624 21mm - .827 x 2.500	8600XX	323	1
KE165M865	86.50 / 3.405	0.020											8650XX	329	
KE165M87	87.00 / 3.425	0.040											8700XX	334	

Optional K1 Rod for C20LET Series: Part # 042DO16143

Opel LNF 2.0L 16V • Vectra • Standard Compression

Kit Part #	Bore mm / Inch	Over-size	Stroke	Rod	Comp. Ht.	Head cc's	Volume	Gasket Thickness	Deck Clearance	Block Ht.	Comp. Ratio	Pin Part # (Included)	Ringset (Included)	Avg. Wt.	Foot-note
K635M86	86.00 / 3.386	Std.	3.386 86mm	5.709 145mm	1.215 30.85mm		FT	.025 .64mm	.044 1.1mm	8.661 220mm	9.2	S752 23mm - .905 x 2.362	8600XX	359	1
K635M865	86.50 / 3.405	0.020											8650XX	350	

Opel Ecotec 2.2L 16V • Vectra

Kit Part #	Bore mm / Inch	Over-size	Stroke	Rod	Comp. Ht.	Head cc's	Volume	Gasket Thickness	Deck Clearance	Block Ht.	Comp. Ratio	Pin Part # (Included)	Ringset (Included)	Avg. Wt.	Foot-note
K583M86	86.00 / 3.386	Std.	3.724 94.6mm	5.768 146.5	1.053 26.75mm	53.2cc	-8cc	.041 1.04mm	.017 .43mm	8.700 221mm	8.9	S623 20mm - .787 x 2.500	8600XX	300	1, 3
K583M865	86.50 / 3.405	0.020											8650XX	310	
K582M86	86.00 / 3.386	Std.	3.724 94.6mm	5.768 146.5	1.053 26.75mm	53.2cc	FT	.041 1.04mm	.017 .43mm	8.700 221mm	10.0	S641 20mm - .787 x 1.986	8600XX	276	
K582M865	86.50 / 3.405	0.020											8650XX	283	

Opel CIH / C24NE 2.4L 8V • Rekord/Omega/Frontera • High Compression (stock is 9.2:1)

Kit Part #	Bore mm / Inch	Over-size	Stroke	Rod	Comp. Ht.	Head cc's	Volume	Gasket Thickness	Deck Clearance	Block Ht.	Comp. Ratio	Pin Part # (Included)	Ringset (Included)	Avg. Wt.	Foot-note
KE167M96	96.00 / 3.780	0.040	3.346 85mm	5.276 134mm	1.240 31.5mm		-4.9cc	.032 .80mm	0	8.189 208mm	11.2	S566 22mm - .866 x 2.500	9600XX	356	
KE167M9625	96.25 / 3.789	0.050											9625XX	358	
KE167M965	96.50 / 3.799	0.060											9650XX	361	
KE167M97	97.00 / 3.819	0.080											9700XX	367	
KE166M96	96.00 / 3.780	0.040	3.346 85mm	5.276 134mm	1.240 31.5mm		4cc	.032 .80mm	0	8.189 208mm	12.0	S566 22mm - .866 x 2.500	9600XX	413	
KE166M965	96.50 / 3.799	0.060											9650XX	418	
KE166M97	97.00 / 3.819	0.080											9700XX	424	

Foot Notes (far right column)

1 - Most Wiseco Pistons have offset pins. (Pins must be offset, same as OEM, for quietest operation).
2 - Due to compression height that may protrude above the deck, it is recommended that a 1.00mm thick head gasket is used.
3 - Optional pin upgrade available.
4 - Utilizes extra deep valve pockets to expand the range of I-Vtec with big cams and milled heads
6 - These pistons have an oil ring groove that is lower than OE. Will not work with sleeves with access hole if the oil ring is not pinned in place.

B - Build to order.
C - Stroker Kit for B25 stroker Crank.
D - Weight reduction possible.
E - With valve pockets unlike K557M Series.
G - Only with 2.5L connecting rods
H - Based on Volvo rod 23mm. Ford OEM 21mm.

P - Piston guided rod, washer required.
Q - Oil Squirter modification required.
R - Pin 20mm, OEM = 20.65mm (13/16)

CITREON / PEUGEOT

OPEL / CITROEN / PEUGEOT

Opel C30SE 3.0L 24V • Omega 3000 • Turbo

Kit Part #	Bore mm / Inch	Over-size	Stroke	Rod	Comp. Ht.	Head cc's	Volume	Gasket Thickness	Deck Clearance	Block Ht.	Comp. Ratio	Pin Part # (Included)	Ringset (Included)	Avg. Wt.	Foot-note
KE168M95	95.00 / 3.740	Std.	2.748 69.8mm		1.546 39.28mm		-18cc	.055 1.40mm			8.2	S625 22mm - .866 x 2.500	9500XX	471	
KE168M955	95.50 / 3.760	0.020											9550XX	480	
KE168M96	96.00 / 3.780	0.040											9600XX	490	

Citroën Tritec 1.6L 16V 207/308/C4 • Turbo

Kit Part #	Bore mm / Inch	Over-size	Stroke	Rod	Comp. Ht.	Head cc's	Volume	Gasket Thickness	Deck Clearance	Block Ht.	Comp. Ratio	Pin Part # (Included)	Ringset (Included)	Avg. Wt.	Foot-note
K618M77	77.00 / 3.031	Std.	3.778 85.8mm	5.177 131.5mm	1.043 26.5mm	33cc	FT	.030 .76mm	.079 2.0mm	8.189 208mm	8.5	S624 21mm - .827 x 2.500	7700XX	246	1, 3
K618M775	77.50 / 3.051	0.020											7750XX	250	

Peugeot TU5JP4 1.6L 16V 106/206/207/C3/C4 • Turbo

Kit Part #	Bore mm / Inch	Over-size	Stroke	Rod	Comp. Ht.	Head cc's	Volume	Gasket Thickness	Deck Clearance	Block Ht.	Comp. Ratio	Pin Part # (Included)	Ringset (Included)	Avg. Wt.	Foot-note
KE128M785	78.50 / 3.091	Std.	3.228 82mm	5.260 133.6mm	1.293 32.85mm	32.7cc	-13.5cc	.024 .62mm	+.017 +.43mm	8.150 207mm	9.0	S738 19.5mm - .768 x 2.250	7850XX	270	1
KE128M79	79.00 / 3.110	0.020											7900XX	277	
KE128M795	79.50 / 3.130	0.040											7950XX	284	
KE128M80	80.00 / 3.150	0.060											8000XX	291	
KE129M785	78.50 / 3.091	Std.	3.228 82mm	5.260 133.6mm	1.293 32.85mm	32.7cc	0	.024 .62mm	+.017 +.43mm	8.150 207mm	11.5	S738 19.5mm - .768 x 2.250	7850XX	271	1
KE129M79	79.00 / 3.110	0.020											7900XX	278	
KE129M795	79.50 / 3.130	0.040											7950XX	286	
KE129M80	80.00 / 3.150	0.060											8000XX	292	
KE130M785	78.50 / 3.091	Std.	3.228 82mm	5.260 133.6mm	1.293 32.85mm	32.7cc	3cc	.024 .62mm	+.017 +.43mm	8.150 207mm	12.2	S738 19.5mm - .768 x 2.250	7850XX	287	1
KE130M79	79.00 / 3.110	0.020											7900XX	295	
KE130M795	79.50 / 3.130	0.040											7950XX	309	
KE130M80	80.00 / 3.150	0.060											8000XX	319	

Optional K1 Rod for TU5JP4 Series: Part # 034CY43134

Peugeot EW10J4(RS) 2.0L 16V 206/C4 • Turbo

Kit Part #	Bore mm / Inch	Over-size	Stroke	Rod	Comp. Ht.	Head cc's	Volume	Gasket Thickness	Deck Clearance	Block Ht.	Comp. Ratio	Pin Part # (Included)	Ringset (Included)	Avg. Wt.	Foot-note
KE131M85	85.00 / 3.346	Std.	3.465 88mm	5.472 139mm	1.165 29.6mm	43cc	-18cc	.028 .70mm	.004 .10mm	8.366 212.5mm	8.5	S721 21mm - .827 x 2.362	8500XX	338	1
KE131M855*	85.50 / 3.366	0.020											8550XX	346	
KE132M85	85.00 / 3.346	Std.	3.465 88mm	5.472 139mm	1.165 29.6mm	43cc	11.6cc	.028 .70mm	.004 .10mm	8.366 212.5mm	12.5	S656 21mm - .827 x 2.002	8500XX	322	1
KE132M855*	85.50 / 3.366	0.020											8550XX	327	

Replate/Re-sleeve Required.

Peugeot XU9J4 1.9L 16V 205+306+309 S16 • Turbo

Kit Part #	Bore mm / Inch	Over-size	Stroke	Rod	Comp. Ht.	Head cc's	Volume	Gasket Thickness	Deck Clearance	Block Ht.	Comp. Ratio	Pin Part # (Included)	Ringset (Included)	Avg. Wt.	Foot-note
KE224M83	83.00 / 3.268	Std.	3.386 86mm	5.984 152mm	1.457 37mm	37.2cc	-13cc	.058 1.48mm	.040 1.0mm	9.173 233mm	9.0	22mm	8300XX	341	1
KE224M835	83.50 / 3.287	0.020											8350XX	350	
KE224M84	84.00 / 3.307	0.040											8400XX	356	
KE226M83	83.00 / 3.268	Std.	3.386 86mm	5.984 152mm	1.457 37mm	37.2cc	0	.058 1.48mm	.040 1.0mm	9.173 233mm	10.4	22mm	8300XX	355	1
KE226M835	83.50 / 3.287	0.020											8350XX	364	
KE226M84	84.00 / 3.307	0.040											8400XX	370	
KE223M83	83.00 / 3.268	Std.	3.386 86mm	5.984 152mm	1.457 37mm	37.2cc	10cc	.058 1.48mm	.040 1.0mm	9.173 233mm	12.0	22mm	8300XX	369	1
KE223M835	83.50 / 3.287	0.020											8350XX	376	
KE223M84	84.00 / 3.307	0.040											8400XX	385	

Peugeot XU10J4 2.0L 16V 405 Mi16 • Turbo

Kit Part #	Bore mm / Inch	Over-size	Stroke	Rod	Comp. Ht.	Head cc's	Volume	Gasket Thickness	Deck Clearance	Block Ht.	Comp. Ratio	Pin Part # (Included)	Ringset (Included)	Avg. Wt.	Foot-note
KE229M86	86.00 / 3.386	Std.	3.386 86mm	5.984 152mm	1.457 37mm	37.2cc	-14cc	.050 1.27mm	.033 .84mm	9.252 235mm	8.5	23mm	8600XX	414	1
KE229M865	86.50 / 3.405	0.020											8650XX	419	
KE229M87	87.00 / 3.425	0.040											8700XX	425	

RENAULT

RENAULT

Renault F7P 1.8L 16V Clio Williams • Turbo

Kit Part #	Bore mm / Inch	Over-size	Stroke	Rod	Comp. Ht.	Head cc's	Volume	Gasket Thickness	Deck Clearance	Block Ht.	Comp. Ratio	Pin Part # (Included)	Ringset (Included)	Avg. Wt.	Foot-note
KE173M82	82.00 / 3.228	Std.	3.287 83.5mm	5.669 144mm	1.398 35.5mm	45cc	-14cc	.050 1.27mm	.020 .50mm	8.691 220.75mm	8.0	S656 21mm - .827 x 2.002	8200XX	312	1
KE173M825	82.50 / 3.248	0.020											8250XX	318	
KE173M83	83.00 / 3.268	0.040											8300XX	325	
KE172M82	82.00 / 3.228	Std.	3.287 83.5mm	5.669 144mm	1.398 35.5mm	45cc	0	.050 1.27mm	.020 .50mm	8.691 220.75mm	10.0	S624 21mm - .827 x 2.500	8200XX	350	1
KE172M825	82.50 / 3.248	0.020											8250XX	356	
KE172M83	83.00 / 3.268	0.040											8300XX	362	
KE172M835	83.50 / 3.287	0.060											8350XX	369	
KE174M82	82.00 / 3.228	Std.	3.287 83.5mm	5.669 144mm	1.398 35.5mm	45cc	10cc	.050 1.27mm	.020 .50mm	8.691 220.75mm	12.3	S624 21mm - .827 x 2.500	8200XX	401	1
KE174M825	82.50 / 3.248	0.020											8250XX	362	
KE174M83	83.00 / 3.268	0.040											8300XX	414	

Optional K1 Rod for F7R Series: Part # 037DZ16144
Optional K1 Rod for F7P w/ 73mm stroker crank Series: Part # 043DQ16159

Renault F7P 1.8L 16V Clio Williams • 73 mm stroker crank, 1600cc conversion

Kit Part #	Bore mm / Inch	Over-size	Stroke	Rod	Comp. Ht.	Head cc's	Volume	Gasket Thickness	Deck Clearance	Block Ht.	Comp. Ratio	Pin Part # (Included)	Ringset (Included)	Avg. Wt.	Foot-note
KE232M84	84.00 / 3.307	0.080	2.874 73mm	6.260 159mm	1.063 27mm	45cc	8.3cc	.050 1.27mm	.069 1.75mm	8.691 220.75mm	10.5	S624 21mm - .827 x 2.500	8400XX	265	1

Renault F7R 2.0L 16V Clio Williams • Turbo

Kit Part #	Bore mm / Inch	Over-size	Stroke	Rod	Comp. Ht.	Head cc's	Volume	Gasket Thickness	Deck Clearance	Block Ht.	Comp. Ratio	Pin Part # (Included)	Ringset (Included)	Avg. Wt.	Foot-note
KE178M83	83.00 / 3.268	0.012	3.661 93mm	5.669 144mm	1.209 30.7mm	45cc	-17cc	.049 1.25mm	.017 .45mm	8.691 220.75mm	8.5	S656 21mm - .827 x 2.002	8300XX	286	1
KE178M835	83.50 / 3.287	0.031											8350XX	290	
KE178M84	84.00 / 3.307	0.051											8400XX	294	
KE179M83	83.00 / 3.268	0.012	3.661 93mm	5.669 144mm	1.209 30.7mm	45cc	1cc	.049 1.25mm	.017 .45mm	8.691 220.75mm	11.5	S656 21mm - .827 x 2.002	8300XX	315	1
KE179M835	83.50 / 3.287	0.031											8350XX	323	
KE179M84	84.00 / 3.307	0.051											8400XX	293	
KE180M83	83.00 / 3.268	0.012	3.661 93mm	5.669 144mm	1.209 30.7mm	45cc	6.5cc	.049 1.25mm	.017 .45mm	8.691 220.75mm	12.5	S656 21mm - .827 x 2.002	8300XX	346	1, B
KE180M835	83.50 / 3.287	0.031											8350XX	320	
KE180M84*	84.00 / 3.307	0.051											8400XX	302	

Foot Notes (far right column)

1 - Most Wiseco Pistons have offset pins. (Pins must be offset, same as OEM, for quietest operation).
2 - Due to compression height that may protrude above the deck, it is recommended that a 1.00mm thick head gasket is used.
3 - Optional pin upgrade available.
4 - Utilizes extra deep valve pockets to expand the range of I-Vtec with big cams and milled heads
6 - These pistons have an oil ring groove that is lower than OE. Will not work with sleeves with access hole if the oil ring is not pinned in place.

B - Build to order.
C - Stroker Kit for B25 stroker Crank.
D - Weight reduction possible.
E - With valve pockets unlike K557M Series.
G - Only with 2.5L connecting rods
H - Based on Volvo rod 23mm. Ford OEM 21mm.

P - Piston guided rod, washer required.
Q - Oil Squirter modification required.
R - Pin 20mm, OEM = 20.65mm (13/16)

SUBARU

SUBARU

Subaru EJ20 2.0L 16V DOHC Impreza WRX October 1998 and older

Kit Part #	Bore mm / Inch	Over-size	Stroke	Rod	Comp. Ht.	Head cc's	Volume	Gasket Thickness	Deck Clearance	Block Ht.	Comp. Ratio	Pin Part # (Included)	Ringset (Included)	Avg. Wt.	Foot-note
K576M925	92.50 / 3.642	0.020	2.952 75mm	5.137 130.5mm	1.312 33.32mm	49cc	-17.8cc	.054 1.37mm	+.012 +.30mm	7.913 201mm	7.8	S805 23mm - .905 x 2.500	9250TX	350	1, 2
K576M93	93.00 / 3.662	0.040											9300TX	356	

Subaru EJ20 79mm Stroker Pre October 1998 (Sleeved blocks without access holes) (Rear Thrust - DOHC Crank)

Kit Part #	Bore mm / Inch	Over-size	Stroke	Rod	Comp. Ht.	Head cc's	Volume	Gasket Thickness	Deck Clearance	Block Ht.	Comp. Ratio	Pin Part # (Included)	Ringset (Included)	Avg. Wt.	Foot-note
K579M925	92.50 / 3.642	0.020	3.110 79mm	5.181 131.6mm	1.181 30mm	49cc	-17.8cc	.054 1.37mm	+.004 +.10mm	7.913 201mm	8.0	S805 23mm - .905 x 2.500	9250TX	350	1, 6
K579M93	93.00 / 3.662	0.040											9300TX	356	

Subaru EJ20 2.0L 16V Impreza WRX October 1998 and newer

Kit Part #	Bore mm / Inch	Over-size	Stroke	Rod	Comp. Ht.	Head cc's	Volume	Gasket Thickness	Deck Clearance	Block Ht.	Comp. Ratio	Pin Part # (Included)	Ringset (Included)	Avg. Wt.	Foot-note
K588M92AP	92.00 / 3.622	Std.	2.952 75mm	5.137 130.5mm	1.286 32.66mm	48cc	-9cc	.054 1.37mm	.014 .35mm	7.913 201mm	8.2	S805 23mm - .905 x 2.500	9200TX	375	1
K588M925AP	92.50 / 3.642	0.020											9250TX	383	
K588M93AP	93.00 / 3.662	0.040											9300TX	385	

Subaru EJ22 2.2L 16V Legacy Turbo 1991-94 (1996-98 Non Turbo 5.135 rod * 1999+ 5.165 rod)

Kit Part #	Bore mm / Inch	Over-size	Stroke	Rod	Comp. Ht.	Head cc's	Volume	Gasket Thickness	Deck Clearance	Block Ht.	Comp. Ratio	Pin Part # (Included)	Ringset (Included)	Avg. Wt.	Foot-note
K601M975	97.50 / 3.838	0.020	2.952 75mm	5.137 130.5mm	1.312 33.32mm	46.6cc	-20cc	.051 1.3mm	+.012 +.30mm	7.913 201mm	8.6	S805 23mm - .905 x 2.500	9750VF	358	1, 2
K601M98	98.00 / 3.858	0.040											9800VF	366	

Subaru EJ22 with 79mm • EJ25 DOHC Crank and Rods

Kit Part #	Bore mm / Inch	Over-size	Stroke	Rod	Comp. Ht.	Head cc's	Volume	Gasket Thickness	Deck Clearance	Block Ht.	Comp. Ratio	Pin Part # (Included)	Ringset (Included)	Avg. Wt.	Foot-note
K602M975	97.50 / 3.838	0.020	3.110 79mm	5.181 131.6mm	1.191 30.25mm	46.6cc	-24cc	.054 1.37mm	+.014 +.35mm	7.913 201mm	8.5	S805 23mm - .905 x 2.500	9750VF	358	1, 2
K602M98	98.00 / 3.858	0.040											9800VF	366	

Subaru EJ25 2.5L 16V SOHC Impreza RS, Forester and Legacy

Kit Part #	Bore mm / Inch	Over-size	Stroke	Rod	Comp. Ht.	Head cc's	Volume	Gasket Thickness	Deck Clearance	Block Ht.	Comp. Ratio	Pin Part # (Included)	Ringset (Included)	Avg. Wt.	Foot-note	
K600M995	99.50 / 3.917	Std.	3.110 79mm	5.181 131.6mm	1.161 29.5mm	50cc	-18cc	.054 1.37mm	.016 .40mm	7.913 201mm	8.5	S805 23mm - .905 x 2.500	9950VF	366	1	
K600M9975	99.75 / 3.927	0.010											9975VF	370		
K600M100	100/ 3.937	0.020											10000VF	371		



SUBARU

SUBARU (CONTINUED)

Subaru EJ25 2.5L 16V DOHC Impreza RS, Forester and Legacy

Kit Part #	Bore mm / Inch	Over-size	Stroke	Rod	Comp. Ht.	Head cc's	Volume	Gasket Thickness	Deck Clearance	Block Ht.	Comp. Ratio	Pin Part # (Included)	Ringset (Included)	Avg. Wt.	Foot-note
K599M995	99.50 / 3.917	Std.	3.110 79mm	5.167 131.25mm	1.191 30.25mm	46.6cc	-23cc	.054 1.37mm	0	7.913 201mm	8.7	S805 23mm - .905 x 2.500	9950VF	361	1
K599M9975	99.75 / 3.927	0.010											9975VF	367	
K599M100	100 / 3.937	0.020											10000VF	366	

Subaru EJ257 2.5L 16V WRX STI, 2004 and Up • 2006+ WRXEJ255

Kit Part #	Bore mm / Inch	Over-size	Stroke	Rod	Comp. Ht.	Head cc's	Volume	Gasket Thickness	Deck Clearance	Block Ht.	Comp. Ratio	Pin Part # (Included)	Ringset (Included)	Avg. Wt.	Foot-note
K598M995AP	99.50 / 3.917	Std.	3.110 79mm	5.137 130.5mm	1.209 30.7mm	51cc	-19cc	.021 .5mm	.012 .30mm	7.913 201mm	9.0	S805 23mm - .905 x 2.500	9950VF	379	1
K598M9975AP	99.75 / 3.927	0.010											9975VF	382	
K598M100AP	100 / 3.937	0.020											10000VF	385	

Optional K1 Rod for EJ18/20/22/25/257 Series: Part # 039DD21131 (5.137" / 130.5mm)
Optional K1 Rod for EJ25 Non Turbo Series: Part # 039DD21132 (5.181" / 131.6mm)
Part # 038ADD750 75mm Stroke
Part # 038ADD790 79mm Stroke
Part # 038ADD830 83mm Stroke (For Stroker Custom Pistons Only)
All have: 8-Bolt Flanges * EJ20/25 Main & Rod Journals * 21 lbs.

Foot Notes (far right column)

1 - Most Wiseco Pistons have offset pins. (Pins must be offset, same as OEM, for quietest operation).
2 - Due to compression height that may protrude above the deck, it is recommended that a 1.00mm thick head gasket is used.
3 - Optional pin upgrade available.
4 - Utilizes extra deep valve pockets to expand the range of I-Vtec with big cams and milled heads
6 - These pistons have an oil ring groove that is lower than OE. Will not work with sleeves with access hole if the oil ring is not pinned in place.

B - Build to order.
C - Stroker Kit for B25 stroker Crank.
D - Weight reduction possible.
E - With valve pockets unlike K557M Series.
G - Only with 2.5L connecting rods
H - Based on Volvo rod 23mm. Ford OEM 21mm.

P - Piston guided rod, washer required.
Q - Oil Squirter modification required.
R - Pin 20mm, OEM = 20.65mm (13/16)

SUZUKI / TOYOTA

SUZUKI

Suzuki G13B 1.3L 16V Turbo • Swift GTI

Kit Part #	Bore mm / Inch	Over-size	Stroke	Rod	Comp. Ht.	Head cc's	Volume	Gasket Thickness	Deck Clearance	Block Ht.	Comp. Ratio	Pin Part # (Included)	Ringset (Included)	Avg. Wt.	Foot-note
KE247M74	74.00 / 2.913	Std.	2.972 75.5mm	4.724 120mm	1.114 28.3mm	30.4cc	-8cc	.048 1.2mm	.030 .75mm	7.354 186.8mm	8.5	S475 19mm - .748 x 2.303	2913XC	224	
KE247M745	74.50 / 2.933	0.020											2933XC	229	
KE247M75	75.00 / 2.953	0.040											7500XX	231	

Suzuki M16A 1.6L 16V • Swift Sport

Kit Part #	Bore mm / Inch	Over-size	Stroke	Rod	Comp. Ht.	Head cc's	Volume	Gasket Thickness	Deck Clearance	Block Ht.	Comp. Ratio	Pin Part # (Included)	Ringset (Included)	Avg. Wt.	Foot-note
KE248M78	78.00 / 3.071	Std.	3.268 83mm	5.354 136mm	1.181 30mm	28cc	-15cc	.028 .70mm	.020 50mm	8.189 208mm	9.0	S524 18mm - .708 x 2.244	7800XX	246	
KE248M785	78.50 / 3.091	0.020											7850XX	251	
KE248M79	79.00 / 3.110	0.040											7900XX	256	
KE249M78	78.00 / 3.071	Std.	3.268 83mm	5.354 136mm	1.181 30mm	28cc	-1.5cc	.028 .70mm	.020 50mm	8.189 208mm	12.0	S623 20mm - .787 x 2.500	7800XX	267	
KE249M785	78.50 / 3.091	0.020											7850XX	272	
KE249M79	79.00 / 3.110	0.040											7900XX	277	

Optional K1 Rod for M16A Series: Part # 040DE14136

TOYOTA

Toyota 20R 2.2L 8V • Celica

Kit Part #	Bore mm / Inch	Over-size	Stroke	Rod	Comp. Ht.	Head cc's	Volume	Gasket Thickness	Deck Clearance	Block Ht.	Comp. Ratio	Pin Part # (Included)	Ringset (Included)	Avg. Wt.	Foot-note
K509M90	90.00 / 3.543	0.060	3.504 89mm	5.827 148mm	1.533 38.95mm	80cc	24.7cc	.051 1.3mm	.002 .05mm	9.114 231.5mm	9.9	S566 22mm - .866 x 2.500	3543XC	414	3

Toyota 22R 2.4L 8V • Celica 1981-84

Kit Part #	Bore mm / Inch	Over-size	Stroke	Rod	Comp. Ht.	Head cc's	Volume	Gasket Thickness	Deck Clearance	Block Ht.	Comp. Ratio	Pin Part # (Included)	Ringset (Included)	Avg. Wt.	Foot-note
4032 Alloy															
K509M925	92.50 / 3.642	0.020	3.504 89mm	5.827 148mm	1.533 38.95mm	83cc	24.7cc	.051 1.3mm	.002 .05mm	9.114 231.5mm	9.9	S566 22mm - .866 x 2.500	3642XC	457	3
K509M94	94.00 / 3.701	0.080									10.1		3701XC	484	

Toyota 22RE - Short deck 1985 4-Runner

Kit Part #	Bore mm / Inch	Over-size	Stroke	Rod	Comp. Ht.	Head cc's	Volume	Gasket Thickness	Deck Clearance	Block Ht.	Comp. Ratio	Pin Part # (Included)	Ringset (Included)	Avg. Wt.	Foot-note
K528M94	94.00 / 3.701	0.080	3.504 89mm	5.827 148mm	1.374 34.9mm	57.5cc	-2cc	.047 1.2mm	.079 2.0mm	9.032 229.4mm	10.0	S566 22mm - .866 x 2.500	3701XC	413	3

Toyota 2AZFE 2.4L 16V • Scion TC

Kit Part #	Bore mm / Inch	Over-size	Stroke	Rod	Comp. Ht.	Head cc's	Volume	Gasket Thickness	Deck Clearance	Block Ht.	Comp. Ratio	Pin Part # (Included)	Ringset (Included)	Avg. Wt.	Foot-note
K641M885	88.50 / 3.484	Std.	3.780 96mm	5.885 149.5mm	1.309 33.25mm	40cc	-29cc	.023 .58mm	.010 .25mm	9.094 231mm	9.0	S710 22mm - .866 x 2.500	8850XX	313	
K641M89	89.00 / 3.504	0.020									9.0		8900XX	321	
K641M895	89.50 / 3.524	0.040									9.1		8950XX	329	
K641M90	90.00 / 3.543	0.060									9.2		9000XX	337	

TOYOTA

TOYOTA

Toyota 2JZGTE 3.0L 24V • Supra 1993-98

Kit Part #	Bore mm / Inch	Over-size	Stroke	Rod	Comp. Ht.	Head cc's	Volume	Gasket Thickness	Deck Clearance	Block Ht.	Comp. Ratio	Pin Part # (Included)	Ringset (Included)	Avg. Wt.	Foot-note
K550M86AP	86.00 / 3.386	Std.	3.386 86mm	5.590 142mm	1.338 34mm	45cc	-14.8cc	.056 1.42mm	.001 .02mm	8.662 219mm	8.3	S625 22mm - .866 x 2.500	8600XX	331	1, 3
K550M8625AP	86.25 / 3.396	0.010									8.3		8625XX	342	
K550M865AP	86.50 / 3.405	0.020									8.4		8650XX	334	
K550M87AP	87.00 / 3.425	0.040									8.5		8700XX	340	

Toyota 2JZGTE 3.0L 24V • Supra 1993-98 • Asymmetric Skirt • .200" Wall Pins

Kit Part #	Bore mm / Inch	Over-size	Stroke	Rod	Comp. Ht.	Head cc's	Volume	Gasket Thickness	Deck Clearance	Block Ht.	Comp. Ratio	Pin Part # (Included)	Ringset (Included)	Avg. Wt.	Foot-note
Con. rod small end 1.000" or less for asymmetric skirt															
K677M86AP	86.00 / 3.386	Std.	3.386 86mm	5.590 142mm	1.338 34mm	45cc	-5.3cc	.056 1.42mm	.001 .02mm	8.662 219mm	9.5	S796 22mm - .866 x 2.250	8600XX	365	1
K677M8625AP	86.25 / 3.396	0.010									9.5		8625XX	370	
K677M865AP	86.50 / 3.405	0.020									9.6		8650XX	360	
K677M87AP	87.00 / 3.425	0.040									9.7		8700XX	365	
K678M86AP	86.00 / 3.386	Std.	3.386 86mm	5.590 142mm	1.338 34mm	45cc	.8cc	.056 1.42mm	.001 .02mm	8.662 219mm	10.5	S796 22mm - .866 x 2.250	8600XX		1
K678M8625AP	86.25 / 3.396	0.010									10.6		8625XX	370	
K678M865AP	86.50 / 3.405	0.020									10.6		8650XX		
K678M87AP	87.00 / 3.425	0.040									10.7		8700XX	382	

Toyota 2RZ-FE 2.4L 16V • 1995-03

Kit Part #	Bore mm / Inch	Over-size	Stroke	Rod	Comp. Ht.	Head cc's	Volume	Gasket Thickness	Deck Clearance	Block Ht.	Comp. Ratio	Pin Part # (Included)	Ringset (Included)	Avg. Wt.	Foot-note
K642M95	95.00 / 3.740	Std.	3.386 86mm	5.315 135mm	1.398 35.5mm	58cc	-10cc	.040 1.0mm	.020 .50mm	8.435 214mm	8.8	S627 24mm - .945 x 2.500	9500XX	408	1
K642M955	95.50 / 3.760	0.020											9550XX	416	
K642M96	96.00 / 3.780	0.040											9600XX	424	

Toyota 2ZZ Celica 1.8L 16V (also Pontiac Vibe and Lotus Elise, Sleeve bore for best results)

Kit Part #	Bore mm / Inch	Over-size	Stroke	Rod	Comp. Ht.	Head cc's	Volume	Gasket Thickness	Deck Clearance	Block Ht.	Comp. Ratio	Pin Part # (Included)	Ringset (Included)	Avg. Wt.	Foot-note
K565M82	82.00 / 3.228	Std.	3.346 85mm	5.429 137.9mm	1.228 31.2mm	38.0	-16cc	.020 .50mm	.006 .15mm	8.336 211.75mm	8.9	S549 20mm - 787 x 2.002	8200XX	284	1
K569M82	82.00 / 3.228	Std.					.2cc				11.3		8200XX	319	

Toyota 3RZ-FE 2.7L 16V • 1995-03

Kit Part #	Bore mm / Inch	Over-size	Stroke	Rod	Comp. Ht.	Head cc's	Volume	Gasket Thickness	Deck Clearance	Block Ht.	Comp. Ratio	Pin Part # (Included)	Ringset (Included)	Avg. Wt.	Foot-note
K642M95	95.00 / 3.740	Std.	3.740 95mm	5.787 147mm	1.398 35.5mm	58cc	-10cc	.040 1.0mm	.098 2.5mm	9.153 232.5mm	8.3	S627 24mm - .945 x 2.500	9500XX	408	1
K642M955	95.50 / 3.760	0.020											9550XX	416	
K642M96	96.00 / 3.780	0.040											9600XX	424	

Toyota 3SGTE 2.0L 16V • Celica / MR2 1989-95

Kit Part #	Bore mm / Inch	Over-size	Stroke	Rod	Comp. Ht.	Head cc's	Volume	Gasket Thickness	Deck Clearance	Block Ht.	Comp. Ratio	Pin Part # (Included)	Ringset (Included)	Avg. Wt.	Foot-note
K615M86AP	86.00 / 3.386	Std.	3.386 86mm	5.433 138mm	1.378 35mm	49cc	-6cc	.056 1.42mm	.001 .02mm	8.505 216mm	8.9	S625 22mm - .866 x 2.500	8600XX	353	1, 3
K615M8625AP	86.25 / 3.396	0.010									8.9		8625XX	356	
K615M865AP	86.50 / 3.405	0.020									9.0		8650XX	364	
K615M87AP	87.00 / 3.425	0.040									9.0		8700XX	374	

Foot Notes (far right column)

1 - Most Wiseco Pistons have offset pins. (Pins must be offset, same as OEM, for quietest operation).
2 - Due to compression height that may protrude above the deck, it is recommended that a 1.00mm thick head gasket is used.
3 - Optional pin upgrade available.
4 - Utilizes extra deep valve pockets to expand the range of I-Vtec with big cams and milled heads
6 - These pistons have an oil ring groove that is lower than OE. Will not work with sleeves with access hole if the oil ring is not pinned in place.

B - Build to order.
C - Stroker Kit for B25 stroker Crank.
D - Weight reduction possible.
E - With valve pockets unlike K557M Series.
G - Only with 2.5L connecting rods
H - Based on Volvo rod 23mm. Ford OEM 21mm.

P - Piston guided rod, washer required.
Q - Oil Squirter modification required.
R - Pin 20mm, OEM = 20.65mm (13/16)

TOYOTA

TOYOTA

Toyota 3TC 1.8L 8V • Corolla (with 63cc head)

Kit Part #	Bore mm / Inch	Over-size	Stroke	Rod	Comp. Ht.	Head cc's	Volume	Gasket Thickness	Deck Clearance	Block Ht.	Comp. Ratio	Pin Part # (Included)	Ringset (Included)	Avg. Wt.	Foot-note
K547M87	87.00 / 3.425	0.080	3.070 78mm	4.842 123mm	1.375 34.92mm	63cc	-2cc	.040 1.0mm	.006 .15mm	8.505 216mm	7.4	S625 22mm - .866 x 2.500	8700XX	344	3
K547M89	89.00 / 3.504	0.160									7.7		8900XX	377	
K508M86	86.00 / 3.386	0.040	3.070 78mm	4.842 123mm	1.375 34.92mm	63cc	20.6cc	.040 1.0mm	.006 .15mm	8.505 216mm	10.2	S566 22mm - .866 x 2.500	8600XX	392	3
K508M87	87.00 / 3.425	0.080									10.7		8700XX	400	
K508M89	89.00 / 3.504	0.160									10.7		8900XX	406	
K686M86AP	86.00 / 3.386	0.040	3.070 78mm	4.842 123mm	1.375 34.92mm	63cc	33.5cc	.040 1.0mm	.006 .15mm	8.505 216mm	13.5	S550 22mm - .866 x 2.002	8600XX		1, 3
K686M8625AP	86.25 / 3.396	0.050									13.5		8625XX		
K686M865AP	86.50 / 3.405	0.060									13.6		8650XX		
K686M87AP	87.00 / 3.425	0.080									13.7		8700XX		
K686M89AP	89.00 / 3.504	0.160									14.2		8900XX		

Toyota 4AG 1.6L 16V • Celica / MR2

Kit Part #	Bore mm / Inch	Over-size	Stroke	Rod	Comp. Ht.	Head cc's	Volume	Gasket Thickness	Deck Clearance	Block Ht.	Comp. Ratio	Pin Part # (Included)	Ringset (Included)	Avg. Wt.	Foot-note
18mm Pin, 4032 Alloy															
K533M815	81.50 / 3.209	0.020	3.031 77mm	4.804 122mm	1.208 30.68mm	35-39cc	5cc	.050 1.25mm	.031 .76mm	7.559 192mm	102-11.1	S524 18mm - .708 x 2.244	3208XC	290	
K533M82	82.00 / 3.228	0.040									10.3-11.8		3228XC	296	
19mm Pin, 4032 Alloy															
K505M815	81.50 / 3.209	0.02	3.031 77mm	4.804 122mm	1.208 30.68mm	35-39cc	5cc	.050 1.25mm	.031 .76mm	7.559 192mm	10.2-11.1	S475 19mm - .748 x 2.303	3208XC	289	
20mm Pin, 4032 Alloy															
K506M815	81.50 / 3.209	0.020	3.031 77mm	4.804 122mm	1.208 30.68mm	35-39cc	5cc	.050 1.25mm	.031 .76mm	7.559 192mm	10.2-11.1	S520 20mm - .787 x 2.362	3208XC	287	3
K506M82	82.00 / 3.228	0.040									10.3-11.8		3228XC	294	

Toyota 4E-FTE

Kit Part #	Bore mm / Inch	Over-size	Stroke	Rod	Comp. Ht.	Head cc's	Volume	Gasket Thickness	Deck Clearance	Block Ht.	Comp. Ratio	Pin Part # (Included)	Ringset (Included)	Avg. Wt.	Foot-note
K687M745AP	74.50 / 2.933	0.020	3.047 77.4mm	4.646 118mm	1.177 29.9mm	39cc	-2.5cc	.047 1.2mm	.016 .41mm	.7.362 187mm	8.1	S621 18mm - .708 x 2.500	2933XC		
K687M75AP	75.00 / 2.953	0.040									8.2		2953XC		

Toyota 5E-FE

Kit Part #	Bore mm / Inch	Over-size	Stroke	Rod	Comp. Ht.	Head cc's	Volume	Gasket Thickness	Deck Clearance	Block Ht.	Comp. Ratio	Pin Part # (Included)	Ringset (Included)	Avg. Wt.	Foot-note
K687M745AP	74.50 / 2.933	0.020	3.425 87mm	5.138 130.5mm	1.177 29.9mm	39cc	-2.5cc	.040 1.0mm	.0035 .09mm	8.031 204mm	9.2	S621 18mm - .708 x 2.500	2933XC		
K687M75AP	75.00 / 2.953	0.040									9.3		2953XC		

Toyota 7MGTE 3.0L 24V • Supra 1986-92

Kit Part #	Bore mm / Inch	Over-size	Stroke	Rod	Comp. Ht.	Head cc's	Volume	Gasket Thickness	Deck Clearance	Block Ht.	Comp. Ratio	Pin Part # (Included)	Ringset (Included)	Avg. Wt.	Foot-note
K613M83	83.00 / 3.268	Std.	3.583 91mm	5.988 152mm	1.299 33mm	40cc	-16cc	.047 1.2mm	+.008 +.20mm	9.070 230.5mm	9.0	S625 22mm - .866 x 2.500	8300XX	317	1, 2, 3
K613M835	83.50 / 3.287	0.020									9.1		8350XX	322	
K613M84	84.00 / 3.307	0.040									9.2		8400XX	327	
K613M845	84.50 / 3.327	0.060									9.3		8450XX	332	

VOLKSWAGEN / AUDI / SKODA / SEAT

VOLKSWAGEN / AUDI / SKODA / SEAT (V.A.G)

VW Beetle Type 1, 2, and 3 1967 and Up (Racing)

Kit Part #	Bore mm / Inch	Over-size	Stroke	Rod	Comp. Ht.	Head cc's	Volume	Gasket Thickness	Deck Clearance	Block Ht.	Comp. Ratio	Pin Part # (Included)	Ringset (Included)	Avg. Wt.	Foot-note
K001ESV	94.00 / 3.701	2276cc	82mm		1.378 35mm	0.000	FT	0.000				S417 22mm - .866 x 2.500	3701E	397	2
K001ESV	94.00 / 3.701	2232cc	84mm										3701E	397	
K001ESV	94.00 / 3.701	2387cc	86mm										3701E	397	
K001ESV	94.00 / 3.701	2442cc	88mm										3701E	397	
K633M94	94.00 / 3.701	2276cc	3.228 82mm		1.378 35mm	0.000	FT	0.000				S417 22mm - .866 x 2.500	9400XX	410	

VW PY • Polo G40 1.3L 8V • G-Lader

Kit Part #	Bore mm / Inch	Over-size	Stroke	Rod	Comp. Ht.	Head cc's	Volume	Gasket Thickness	Deck Clearance	Block Ht.	Comp. Ratio	Pin Part # (Included)	Ringset (Included)	Avg. Wt.	Foot-note
KE197M75	75.00 / 2.953	Std.	2.834 72mm	4.803 122mm	1.609 40.87mm	0cc	-27cc	.069 1.75mm			8.0	S698 20mm - .787 x 2.362	7500XX	280	
KE197M755	75.50 / 2.972	0.020											7550XX	289	
KE197M76	76.00 / 2.992	0.040											7600XX	298	
KE197M77	77.00 / 3.031	0.080											7700XX	307	

VW AJV • Polo GTI 1.6L 16V • Turbo

Kit Part #	Bore mm / Inch	Over-size	Stroke	Rod	Comp. Ht.	Head cc's	Volume	Gasket Thickness	Deck Clearance	Block Ht.	Comp. Ratio	Pin Part # (Included)	Ringset (Included)	Avg. Wt.	Foot-note
KE255M765	76.50 / 3.012	Std.	3.012 76.5mm	5.433 138mm	1.152 29.27mm	26.5cc	-21.3cc	.025 .64mm	0	8.297 210.75mm	8.7	17mm	7650XX	240	
KE255M77	77.00 / 3.031	0.020											7700XX	248	
KE255M775	77.50 / 3.051	0.040											7750XX	253	
KE254M765	76.50 / 3.012	Std.	3.012 76.5mm	5.433 138mm	1.152 29.27mm	26.5cc	-6cc	.025 .64mm	0	8.297 210.75mm	12.2	17mm	7650XX	255	
KE254M77	77.00 / 3.031	0.020											7700XX	260	
KE254M775	77.50 / 3.051	0.040											7750XX	265	

VW PG • Golf G60 1.8L 8V • Turbo

Kit Part #	Bore mm / Inch	Over-size	Stroke	Rod	Comp. Ht.	Head cc's	Volume	Gasket Thickness	Deck Clearance	Block Ht.	Comp. Ratio	Pin Part # (Included)	Ringset (Included)	Avg. Wt.	Foot-note
KE198M81	81.00 / 3.189	Std.	3.402 86.4mm	5.354 136mm	1.555 39.5mm	32cc	-16.5cc	.065 1.65mm	.052 1.3mm	8.661 220mm	8.0	S625 22mm - .866 x 2.500	8100XX	355	1, 3
KE198M815	81.50 / 3.209	0.020											8150XX	360	
KE198M82	82.00 / 3.228	0.040											8200XX	365	
KE198M825	82.50 / 3.248	0.060											8250XX	375	

VW Golf/Jetta 1983-92 1.8 Liter 8V- HT, RD, PF, RV, GN, GX, JH ENGINE CODES

Kit Part #	Bore mm / Inch	Over-size	Stroke	Rod	Comp. Ht.	Head cc's	Volume	Gasket Thickness	Deck Clearance	Block Ht.	Comp. Ratio	Pin Part # (Included)	Ringset (Included)	Avg. Wt.	Foot-note
KE258M815	81.50 / 3.209	0.020	3.402 86.4mm	5.669 144mm	1.266 32.15mm	32cc	-12.5cc	.065 1.65mm	.025 .60mm	8.661 220mm	9.0	S623 20mm - .787 x 2.500	8150XX	315	1, 3
KE258M82	82.00 / 3.228	0.040											8200XX	320	
KE258M825	82.50 / 3.248	0.060											8250XX	325	
K563M81AP	81.00 / 3.189	Std.	3.402 86.4mm	5.669 144mm	1.288 32.71mm	32cc	-7cc	.065 1.65mm	.003 .08mm	8.661 220mm	9.6	S623 20mm - .787 x 2.500	8100XX	318	1, 3
K563M815AP	81.50 / 3.209	0.020									9.7		8150XX	323	
K563M82AP	82.00 / 3.228	0.040									9.8		8200XX	329	
RACING USE ONLY (Note: Pistons have postitive deck)															
K512M82	82.00 / 3.228	0.040	3.402 86.4mm	5.669 144mm	1.319 33.5mm	32cc	FT	.065 1.65mm	+.027 +.69mm	8.661 220mm	13.4	S553 20mm - .787 x 2.185	3228XC	303	1, 2
K512M83	83.00 / 3.268	0.080											3268XC	315	

Optional K1 Rod for G40 Series: Part # 043DS17136

Foot Notes (far right column)

1 - Most Wiseco Pistons have offset pins. (Pins must be offset, same as OEM, for quietest operation).
2 - Due to compression height that may protrude above the deck, it is recommended that a 1.00mm thick head gasket is used.
3 - Optional pin upgrade available.
4 - Utilizes extra deep valve pockets to expand the range of I-Vtec with big cams and milled heads
6 - These pistons have an oil ring groove that is lower than OE. Will not work with sleeves with access hole if the oil ring is not pinned in place.

B - Build to order.
C - Stroker Kit for B25 stroker Crank.
D - Weight reduction possible.
E - With valve pockets unlike K557M Series.
G - Only with 2.5L connecting rods
H - Based on Volvo rod 23mm. Ford OEM 21mm.

P - Piston guided rod, washer required.
Q - Oil Squirter modification required.
R - Pin 20mm, OEM = 20.65mm (13/16)

VOLKSWAGEN / AUDI / SKODA / SEAT

VOLKSWAGEN / AUDI / SKODA / SEAT (V.A.G) CONTINUED

VW KR/PL • 1.8L 16V • Golf/Ibiza • Turbo

Kit Part #	Bore mm / Inch	Over-size	Stroke	Rod	Comp. Ht.	Head cc's	Volume	Gasket Thickness	Deck Clearance	Block Ht.	Comp. Ratio	Pin Part # (Included)	Ringset (Included)	Avg. Wt.	Foot-note
KE294M81AP	81.00 / 3.189	Std.	3.402 86.4mm	5.669 144mm	1.286 32.65mm	46cc	-7.4cc	.069 1.75mm	.006 .15mm	8.661 220mm	8.0	20mm	8100XX	300	1, Q
KE294M815AP	81.50 / 3.209	0.020											8150XX	305	
KE294M82AP	82.00 / 3.228	0.040											8200XX	310	
KE186M81	81.00 / 3.189	Std.	3.402 86.4mm	5.669 144mm	1.286 32.65mm	46cc	-1cc	.069 1.75mm	.006 .15mm	8.661 220mm	8.8	S549 20mm - .787 x 2.002	8100XX	300	1, Q
KE186M815	81.50 / 3.209	0.020											8150XX	305	
KE186M82	82.00 / 3.228	0.040											8200XX	310	
KE187M81	81.00 / 3.189	Std.	3.402 86.4mm	5.669 144mm	1.286 32.65mm	46cc	10.5cc	.069 1.75mm	.006 .15mm	8.661 220mm	11.0	S549 20mm - .787 x 2.002	8100XX	325	1, Q
KE187M815	81.50 / 3.209	0.020											8150XX	331	
KE187M82	82.00 / 3.228	0.040											8200XX	336	
KE187M825	82.50 / 3.248	0.060											8250XX	341	

VW KR/PL • 1.8L with 20V cylinder head • 92.80 mm stroker • Turbo

Kit Part #	Bore mm / Inch	Over-size	Stroke	Rod	Comp. Ht.	Head cc's	Volume	Gasket Thickness	Deck Clearance	Block Ht.	Comp. Ratio	Pin Part # (Included)	Ringset (Included)	Avg. Wt.	Foot-note
KE200M81	81.00 / 3.189	Std.	3.654 92.8mm	5.669 144mm	1.161 29.5mm	46cc	-14cc	.069 1.75mm	.004 .10mm	8.661 220mm	8.5	S623 20mm - .787 x 2.500	8100XX	291	1, Q
KE200M815	81.50 / 3.209	0.020											8150XX	296	
KE200M82	82.00 / 3.228	0.040											8200XX	301	
KE200M825	82.50 / 3.248	0.060											8250XX	306	

Optional K1 Rod for 1.8L Series: Part # 043DQ14144
Optional K1 Crank 1.8L 92.80mm: Part # 043BDQ928 (Strokers only)

VW/Audi 1.8T 20V 1998-99 • A3/A4/A6/S3/TT/Golf/Passat/Octavia/Toledo (2000 and up uses 19mm pins)

Kit Part #	Bore mm / Inch	Over-size	Stroke	Rod	Comp. Ht.	Head cc's	Volume	Gasket Thickness	Deck Clearance	Block Ht.	Comp. Ratio	Pin Part # (Included)	Ringset (Included)	Avg. Wt.	Foot-note
K563M81AP	81.00 / 3.189	Std.	3.402 86.4mm	5.669 144mm	1.288 32.71mm	32cc	-7cc	.065 1.65mm	.003 .08mm	8.661 220mm	9.6	S623 20mm - .787 x 2.500	8100XX	318	1, 3
K563M815AP	81.50 / 3.209	0.020									9.7		8150XX	323	
K563M82AP	82.00 / 3.228	0.040									9.8		8200XX	329	

VW/Audi 1.8T 20V • 92.80 mm Stroker • Turbo

Kit Part #	Bore mm / Inch	Over-size	Stroke	Rod	Comp. Ht.	Head cc's	Volume	Gasket Thickness	Deck Clearance	Block Ht.	Comp. Ratio	Pin Part # (Included)	Ringset (Included)	Avg. Wt.	Foot-note
KE200M81	81.00 / 3.189	Std.	3.654 92.8mm	5.669 144mm	1.161 29.5mm	46cc	-14cc	.069 1.75mm	.004 .10mm	8.661 220mm	8.5	S623 20mm - .787 x 2.500	8100XX	291	1, Q
KE200M815	81.50 / 3.209	0.020											8150XX	296	
KE200M82	82.00 / 3.228	0.040											8200XX	301	
KE200M825	82.50 / 3.248	0.060											8250XX	306	

Optional K1 Rod for 1.8L Series: Part # 043DQ14144
Optional K1 Crank 1.8L 92.80mm: Part # 043BDQ928 (Strokers only)

VW 1.8 8V with a ABA 2.0L Cylinder Head

Kit Part #	Bore mm / Inch	Over-size	Stroke	Rod	Comp. Ht.	Head cc's	Volume	Gasket Thickness	Deck Clearance	Block Ht.	Comp. Ratio	Pin Part # (Included)	Ringset (Included)	Avg. Wt.	Foot-note
K563M81AP	81.00 / 3.189	Std.	3.402 86.4mm	5.669 144mm	1.288 32.71mm	32cc	-7cc	.065 1.65mm	.003 .08mm	8.661 220mm	9.6	S623 20mm - .787 x 2.500	8100XX	318	1, 3
K563M815AP	81.50 / 3.209	0.020									9.7		8150XX	323	
K563M82AP	82.00 / 3.228	0.040									9.8		8200XX	329	

Optional K1 Rod for Golf 1.8 Liter Series: Part # 043DQ14144

VOLKSWAGEN / AUDI / SKODA / SEAT

VOLKSWAGEN / AUDI / SKODA / SEAT (V.A.G) CONTINUED

VW ABA 2.0L 8V • Golf/ Jetta 1993-99

Kit Part #	Bore mm / Inch	Over-size	Stroke	Rod	Comp. Ht.	Head cc's	Volume	Gasket Thickness	Deck Clearance	Block Ht.	Comp. Ratio	Pin Part # (Included)	Ringset (Included)	Avg. Wt.	Foot-note
K610M83	83.00 / 3.268	0.020	3.654 92.8mm	6.260 159mm	1.204 30.6mm	29cc	-25cc	.065 1.65mm	0	9.291 236mm	9.0	S624 21mm - .827 x 2.500	8300XX	289	1, 3
K610M835	83.50 / 3.287	0.040											8350XX	294	
K609M83	83.00 / 3.268	0.020	3.654 92.8mm	6.260 159mm	1.204 30.6mm	29cc	-15cc	.065 1.65mm	0	9.291 236mm	10.5	S624 21mm - .827 x 2.500	8300XX	290	1, 3
K609M835	83.50 / 3.287	0.040											8350XX	294	

VW ABA 2.0L with 20V cylinder head • Turbo

Kit Part #	Bore mm / Inch	Over-size	Stroke	Rod	Comp. Ht.	Head cc's	Volume	Gasket Thickness	Deck Clearance	Block Ht.	Comp. Ratio	Pin Part # (Included)	Ringset (Included)	Avg. Wt.	Foot-note
KE201M825	82.50 / 3.248	Std.	3.654 92.8mm	6.260 159mm	1.204 30.6mm	29cc	-19.4cc	.065 1.65mm	0	9.291 236mm	8.0	S624 21mm - .827 x 2.500	8250XX	304	1
KE201M83	83.00 / 3.268	0.020											8300XX	308	
KE201M835	83.50 / 3.287	0.040											8350XX	312	

Optional K1 Rod for ABA 2.0L Series: Part # 043DQ16159
Optional K1 Crank for ABA 2.0L Series: Part # 043BDQ928

VW 9A 2.0L 16V • Golf/ Jetta 1990-93

Kit Part #	Bore mm / Inch	Over-size	Stroke	Rod	Comp. Ht.	Head cc's	Volume	Gasket Thickness	Deck Clearance	Block Ht.	Comp. Ratio	Pin Part # (Included)	Ringset (Included)	Avg. Wt.	Foot-note
K612M825	82.50 / 3.248	Std.	3.654 92.8mm	5.669 144mm	1.172 29.77mm	46cc	-11cc	.065 1.65mm	+.007 +.18mm	8.661 220mm	9.0	S623 20mm - .787 x 2.500	8250XX	275	1, 2, 3
K612M83	83.00 / 3.268	0.020											8300XX	283	
K612M835	83.50 / 3.287	0.040											8350XX	287	
K611M83	83.00 / 3.268	0.020	3.654 92.8mm	5.669 144mm	1.172 29.77mm	46cc	4cc	.065 1.65mm	+.007 +.18mm	8.661 220mm	11.0	S549 20mm - .787 x 2.002	8300XX	277	1, 2, 3
K611M835	83.50 / 3.287	0.040											8350XX	288	

VW 9A 2.0L with 20V cylinder head

Kit Part #	Bore mm / Inch	Over-size	Stroke	Rod	Comp. Ht.	Head cc's	Volume	Gasket Thickness	Deck Clearance	Block Ht.	Comp. Ratio	Pin Part # (Included)	Ringset (Included)	Avg. Wt.	Foot-note
KE200M825	82.50 / 3.248	Std.	3.654 92.8mm	5.669 144mm	1.161 29.5mm	46cc	-14cc	.065 1.65mm	.003 .08mm	8.661 220mm	8.5	S623 20mm - .787 x 2.500	8250XX	306	1

Optional K1 Rod for 1.8L Series: Part # 043DQ14144

VW ABF 2.0L 16V • Golf/Ibiza/A4/Octavia • Turbo

Kit Part #	Bore mm / Inch	Over-size	Stroke	Rod	Comp. Ht.	Head cc's	Volume	Gasket Thickness	Deck Clearance	Block Ht.	Comp. Ratio	Pin Part # (Included)	Ringset (Included)	Avg. Wt.	Foot-note
KE188M825	82.50 / 3.248	Std.	3.654 92.8mm	6.260 159mm	1.204 30.6mm	48cc	-11cc	.065 1.65mm	0	9.291 236mm	8.5	S656 21mm - .827 x 2.002	8250XX	295	1 ,Q
KE188M83	83.00 / 3.268	0.020											8300XX	300	
KE188M835	83.50 / 3.287	0.040											8350XX	305	
KE188M84	84.00 / 3.307	0.060											8400XX	310	
KE190M825	82.50 / 3.248	Std.	3.654 92.8mm	6.260 159mm	1.204 30.6mm	48cc	4cc	.065 1.65mm	0	9.291 236mm	10.5	S656 21mm - .827 x 2.002	8250XX	259	1, Q
KE190M83	83.00 / 3.268	0.020											8300XX	264	
KE190M835	83.50 / 3.287	0.040											8350XX	271	
KE190M84	84.00 / 3.307	0.060											8400XX	277	
KE290M825	82.50 / 3.248	Std.	3.654 92.8mm	6.260 159mm	1.204 30.6mm	48cc	8cc	.065 1.65mm	0	9.291 236mm	11.8	S656 21mm - .827 x 2.002	8250XX	280	
KE290M83	83.00 / 3.268	0.020											8300XX	339	
KE290M835	83.50 / 3.287	0.040											8350XX	345	

Optional K1 Rod for ABF 2.0L Series: Part # 043DQ16159
Optional K1 Crank ABF 2.0L Series: Part # 043BDQ928

Foot Notes (far right column)

1 - Most Wiseco Pistons have offset pins. (Pins must be offset, same as OEM, for quietest operation).
2 - Due to compression height that may protrude above the deck, it is recommended that a 1.00mm thick head gasket is used.
3 - Optional pin upgrade available.
4 - Utilizes extra deep valve pockets to expand the range of I-Vtec with big cams and milled heads
6 - These pistons have an oil ring groove that is lower than OE. Will not work with sleeves with access hole if the oil ring is not pinned in place.

B - Build to order.
C - Stroker Kit for B25 stroker Crank.
D - Weight reduction possible.
E - With valve pockets unlike K557M Series.
G - Only with 2.5L connecting rods
H - Based on Volvo rod 23mm. Ford OEM 21mm.

P - Piston guided rod, washer required.
Q - Oil Squirter modification required.
R - Pin 20mm, OEM = 20.65mm (13/16)

VOLKSWAGEN / AUDI / SKODA / SEAT

VOLKSWAGEN / AUDI / SKODA / SEAT (V.A.G) CONTINUED

VW ABF 2.0L with 20V cylinder head • Turbo

Kit Part #	Bore mm / Inch	Over-size	Stroke	Rod	Comp. Ht.	Head cc's	Volume	Gasket Thickness	Deck Clearance	Block Ht.	Comp. Ratio	Pin Part # (Included)	Ringset (Included)	Avg. Wt.	Foot-note
KE201M825	82.50 / 3.248	Std.	3.654 92.8mm	6.260 159mm	1.216 30.9mm	48cc	-19.4cc	.065 1.65mm	+.012 +.30mm	9.291 236mm	8.0	S624 21mm - .827 x 2.500	8250XX	304	1, Q
KE201M83	83.00 / 3.268	0.020											8300XX	308	
KE201M835	83.50 / 3.287	0.040											8350XX	312	

Optional K1 Rod for 1.8L Series: Part # 043DQ14144

Audi RS2 2.2L 20V 5 cylinder • Engine Code: 3B/RR/AAN/ABY/ADU

Kit Part #	Bore mm / Inch	Over-size	Stroke	Rod	Comp. Ht.	Head cc's	Volume	Gasket Thickness	Deck Clearance	Block Ht.	Comp. Ratio	Pin Part # (Included)	Ringset (Included)	Avg. Wt.	Foot-note
Turbo, Slipper piston, May require oil squirter modification															
KE222M81	81.00 / 3.189	Std.	3.402 86.4mm	5.669 144mm	1.291 32.8mm	46cc	-21cc	.065 1.65mm	0	8.661 220mm	7.2	S641 20mm - .787 x 1.987	8100XX	280	1, Q
KE222M815	81.50 / 3.209	0.020											8150XX	283	
KE222M82	82.00 / 3.228	0.040											8200XX	289	
KE222M83	83.00 / 3.268	0.080											8300XX	302	
High Performance Turbo, Full Round piston, No oil squirter modification required															
KE322M81	81.00 / 3.189	Std.	3.402 86.4mm	5.669 144mm	1.291 32.8mm	46cc	-21cc	.065 1.65mm	0	8.661 220mm	7.2	S623 20mm - .787 x 2.500	8100XX	309	1
KE322M815	81.50 / 3.209	0.020											8150XX	314	
KE322M82	82.00 / 3.228	0.040											8200XX	319	
KE295M81AP	81.00 / 3.189	Std.	3.402 86.4mm	5.669 144mm	1.285 32.65mm	46cc	-7.4cc	.065 1.65mm	.006 .15mm	8.661 220mm	8.1	S780 20mm - .787 x 2.500	8100XX	300	1, Q
KE295M815AP	81.50 / 3.209	0.020											8150XX	305	
KE295M82AP	82.00 / 3.228	0.040											8200XX	310	
KE295M825AP	82.50 / 3.248	0.060											8250XX	315	
KE295M83AP	83.00 / 3.268	0.080											8300XX	320	

Optional K1 Rod for 1.8L Series: Part # 043DQ14144

VW VR5 2.3L 20V • Toledo/Golf/Bora/Passat/Octavia • Engine Code AQN/AZX • Turbo

Kit Part #	Bore mm / Inch	Over-size	Stroke	Rod	Comp. Ht.	Head cc's	Volume	Gasket Thickness	Deck Clearance	Block Ht.	Comp. Ratio	Pin Part # (Included)	Ringset (Included)	Avg. Wt.	Foot-note
KE203M81	81.00 / 3.189	Std.	3.551 90.2mm	6.456 164mm	1.685 40.8mm	39cc	-28cc	.048 1.2mm	.040 1.0mm	9.527 242mm	8.5	S623 20mm - .787 x 2.500	8100XX		1, B
KE203M815	81.50 / 3.209	0.020											8150XX		
KE203M82	82.00 / 3.228	0.040											8200XX		

Optional K1 Rod for VR6 2.8L Series: Part # 043DR14164 (84mm bore only)

Audi S4/RS4 2.7L TT 30V V6 • Engine code: AGB/ASJ/AZR/AJK/ARE/AZA/AZB/BES • Turbo

Kit Part #	Bore mm / Inch	Over-size	Stroke	Rod	Comp. Ht.	Head cc's	Volume	Gasket Thickness	Deck Clearance	Block Ht.	Comp. Ratio	Pin Part # (Included)	Ringset (Included)	Avg. Wt.	Foot-note
KE212M81	81.00 / 3.189	Std.	3.402 86.4mm	6.063 154mm	1.215 30.86mm	42.5cc	-8cc	.048 1.2mm	0	8.976 228mm	8.0	S709 21mm - .827 x 2.500	8100XX	303	1
KE212M815	81.50 / 3.209	0.020											8150XX	309	
KE212M82	82.00 / 3.228	0.040											8200XX	313	

VW VR6 2.8L 12V • 1992-99 AAA

Kit Part #	Bore mm / Inch	Over-size	Stroke	Rod	Comp. Ht.	Head cc's	Volume	Gasket Thickness	Deck Clearance	Block Ht.	Comp. Ratio	Pin Part # (Included)	Ringset (Included)	Avg. Wt.	Foot-note
K608M82	82.00 / 3.228	0.040	3.551 90.2mm	6.456 164mm	1.275 32.4mm	25cc	-26.2cc	.065 1.65mm	.020 .50mm	9.527 242mm	9.0	S623 20mm - .787 x 2.500	8200XX	278	1, 3
K608M825	82.50 / 3.248	0.060											8250XX	283	
K608M83	83.00 / 3.268	0.080											8300XX	288	
K607M82	82.00 / 3.228	0.040	3.551 90.2mm	6.456 164mm	1.275 32.4mm	25cc	-17.3cc	.065 1.65mm	.020 .50mm	9.527 242mm	10.5	S623 20mm - .787 x 2.500	8200XX	302	1, 3
K607M825	82.50 / 3.248	0.060											8250XX	307	
K607M83	83.00 / 3.268	0.080											8300XX	311	

VW VR6 2.8L 24V • Engine code: AMV/AQP/AUE/AYL/BDE • Turbo

Kit Part #	Bore mm / Inch	Over-size	Stroke	Rod	Comp. Ht.	Head cc's	Volume	Gasket Thickness	Deck Clearance	Block Ht.	Comp. Ratio	Pin Part # (Included)	Ringset (Included)	Avg. Wt.	Foot-note
KE191M81	81.00 / 3.189	Std.	3.551 90.2mm	6.456 164mm	1.267 32.18mm	39cc	-15.5cc	.048 1.2mm	.027 .68mm	9.527 242mm	8.3	S623 20mm - .787 x 2.500	8100XX	350	1, B
KE191M815	81.50 / 3.209	0.020											8150XX	354	
KE191M82	82.00 / 3.228	0.040											8200XX	360	

VOLVO

VOLVO

Volvo B5234T 2.3L 20V • 850

Kit Part #	Bore mm / Inch	Over-size	Stroke	Rod	Comp. Ht.	Head cc's	Volume	Gasket Thickness	Deck Clearance	Block Ht.	Comp. Ratio	Pin Part # (Included)	Ringset (Included)	Avg. Wt.	Foot-note
KE155M81	81.00 / 3.189	Std.	3.543 90mm	5.492 139.5mm	1.413 35.9mm	51cc	-10cc	.060 1.5mm			8.5	S729 23mm - .905 x 2.500	8100XX	339	1
KE155M8125	81.25 / 3.199	0.010											8125XX		
KE155M815	81.50 / 3.209	0.020											8150XX	347	
KE155M82	82.00 / 3.228	0.040											8200XX	355	

Optional K1 Rod for B5234T Series: Part # 044DW21140

Volvo B230ET, FT, GT 2.3L 8V • 740/940 • Turbo

Kit Part #	Bore mm / Inch	Over-size	Stroke	Rod	Comp. Ht.	Head cc's	Volume	Gasket Thickness	Deck Clearance	Block Ht.	Comp. Ratio	Pin Part # (Included)	Ringset (Included)	Avg. Wt.	Foot-note
***Critical bore size when used in high power aplications**															
KE206M96	96.00 / 3.780	Std.	3.150 80mm	5.984 152cc	1.559 39.6mm	45.4cc	-14cc	.048 1.2mm	.024 .60mm	9.114 231.5mm	8.0	S626 23mm - .905 x 2.500	9600XS	540	1, P
KE206M965	96.50 / 3.799	0.020											9650XS	554	
KE206M97 *	97.00 / 3.819	0.040											3819XS	563	

Optional K1 Rod for B230 Series: Part # 044DV21152

Volvo B234F 2.3L 16V • 940 • Turbo

Kit Part #	Bore mm / Inch	Over-size	Stroke	Rod	Comp. Ht.	Head cc's	Volume	Gasket Thickness	Deck Clearance	Block Ht.	Comp. Ratio	Pin Part # (Included)	Ringset (Included)	Avg. Wt.	Foot-note
***Critical bore size when used in high power aplications**															
KE207M96	96.00 / 3.780	Std.	3.150 80mm	5.984 152cc	1.559 39.6mm	83.6cc	-18cc	.048 1.2mm	.008 .20mm	9.114 231.5mm	8.5	S626 23mm - .905 x 2.500	9600XS	458	1, P
KE207M965	96.50 / 3.799	0.020											9650XS	468	
KE207M97*	97.00 / 3.819	0.040											3819XS	473	

Optional K1 Rod for B23A Series: Part # KE-VH5708BPABB4-A

Volvo B23A 2.3L 8V • 240/740 • Turbo

Kit Part #	Bore mm / Inch	Over-size	Stroke	Rod	Comp. Ht.	Head cc's	Volume	Gasket Thickness	Deck Clearance	Block Ht.	Comp. Ratio	Pin Part # (Included)	Ringset (Included)	Avg. Wt.	Foot-note
***Critical bore size when used in high power aplications**															
KE208M96	96.00 / 3.780	Std.	3.150 80mm	5.709 145mm	1.826 46.38mm	83.6cc	-14cc	.055 1.4mm	.006 .14mm	9.114 231.5mm	8.0	S627 23mm - .945 x 2.500	9600XX	593	1, P
KE208M965	96.50 / 3.799	0.020											9650XX	601	
KE208M97 *	97.00 / 3.819	0.040											3819XH	609	

Optional K1 Rod for B525 Series: Part # 044DW21143

B5254 2.5L 20V 5 Cyl • S60/V70

Kit Part #	Bore mm / Inch	Over-size	Stroke	Rod	Comp. Ht.	Head cc's	Volume	Gasket Thickness	Deck Clearance	Block Ht.	Comp. Ratio	Pin Part # (Included)	Ringset (Included)	Avg. Wt.	Foot-note
KE227M83	83.00 / 3.268	Std.	3.669 93.2mm	5.630 143mm	1.201 30.5mm	51cc	-13cc	.063 1.4mm	+.004 +.10mm	8.661 220mm	9.0	S626 23mm - .905 x 2.500	8300XX	335	1
KE227M835	83.50 / 3.287	0.020											8350XX	340	
KE227M84	84.00 / 3.307	0.040											8400XX	345	

Foot Notes (far right column)

1 - Most Wiseco Pistons have offset pins. (Pins must be offset, same as OEM, for quietest operation).
2 - Due to compression height that may protrude above the deck, it is recommended that a 1.00mm thick head gasket is used.
3 - Optional pin upgrade available.
4 - Utilizes extra deep valve pockets to expand the range of I-Vtec with big cams and milled heads
6 - These pistons have an oil ring groove that is lower than OE. Will not work with sleeves with access hole if the oil ring is not pinned in place.

B - Build to order.
C - Stroker Kit for B25 stroker Crank.
D - Weight reduction possible.
E - With valve pockets unlike K557M Series.
G - Only with 2.5L connecting rods
H - Based on Volvo rod 23mm. Ford OEM 21mm.

P - Piston guided rod, washer required.
Q - Oil Squirter modification required.
R - Pin 20mm, OEM = 20.65mm (13/16)

SPORT COMPACT SEVERE DUTY PIN OPTIONS

SPORT COMPACT SEVERE DUTY PIN OPTION

Pins included with Piston Kit							Pin Upgrades		
Part#	Pin Part #	Pin OD	Pin Length	Wall Thickness	Material	Clip #	Pin Upgrade Part #	Wall Thickness	Material
K001E	S417	22mm	2.500"	3.5mm	5115	CS22	N/A		
K505M	S475	19mm	2.303"	3.5mm	5115	CW19	N/A		
K506M	S520	20mm	2.362"	3.5mm	5115	CW20	N/A		
K508M	S566	22mm	2.500"	3.5mm	5115	CW22	S710	5.00 mm	5115
K509M	S566	22mm	2.500"	3.5mm	5115	CW22	S710	5.00 mm	5115
K512M	S553	20mm	2.185"	3.5mm	5115	CW20	N/A		
K528M	S566	22mm	2.500"	3.5mm	5115	CW22	S710	5.00 mm	5115
K533M	S524	18mm	2.244"	3mm	5115	CW18	N/A		
K541M	S656	21mm	2.002"	4mm	5115	CW21	S733	5.72 mm	9310
K542M	S656	21mm	2.002"	4mm	5115	CW21	S733	5.72 mm	9310
K543M	S622	19mm	2.500"	4mm	5115	CW19	S707	5.00 mm	5115
K544M	S625	22mm	2.500"	4mm	5115	W5590	S710	5.00 mm	5115
K545M	S656	21mm	2.002"	4mm	5115	CW21	S733	5.72 mm	9310
K546M	S622	19mm	2.500"	4mm	5115	CW19	S707	5.00 mm	5115
K547M	S625	22mm	2.500"	4mm	5115	W5590	S710	5.00 mm	5115
K548M	S710	22mm	2.500"	5mm	5115	W5590	N/A		
K549M	S625	22mm	2.500"	4mm	5115	W5590	S710	5.00 mm	5115
K550M	S625	22mm	2.500"	4mm	5115	W5590	S710	5.00 mm	5115
K553M	S623	20mm	2.500"	4mm	5115	W5509	S708	5.00 mm	5115
K554M	S623	20mm	2.500"	4mm	5115	W5509	S708	5.00 mm	5115
K555M	S625	22mm	2.500"	4mm	5115	W5590	S710	5.00 mm	5115
K556M	S625	22mm	2.500"	4mm	5115	W5590	S710	5.00 mm	5115
K557M	S625	22mm	2.500"	4mm	5115	W5590	S710	5.00 mm	5115
K559M	S709	21mm	2.500"	5mm	5115	CW21	N/A		
K560M	S709	21mm	2.500"	5mm	5115	CW21	N/A		
K562M	S625	22mm	2.500"	4mm	5115	W5590	S710	5.00 mm	5115
K563M	S623	20mm	2.500"	4mm	5115	CW20	S708	5.00 mm	5115
K564M	S624	21mm	2.500"	4mm	5115	CW21	S709	5.00 mm	5115
K565M	S549	20mm	2.002"	3.5mm	5115	CW20	N/A		
K566M	S656	21mm	2.002"	4mm	5115	CW21	S733	5.72 mm	9310
K567M	S656	21mm	2.002"	4mm	5115	CW21	S733	5.72 mm	9310
K568M	S550	22mm	2.002"	3.5mm	5115	W5590	S734	5.72 mm	9310
K569M	S549	20mm	2.002"	3.5mm	5115	CW20	N/A		
K570M	S625	22mm	2.500"	4mm	5115	W5590	S710	5.00 mm	5115
K571M	S709	21mm	2.500"	5mm	5115	CW21	N/A		
K572M	S550	22mm	2.002"	3.5mm	5115	W5590	S734	5.72 mm	9310
K573M	S550	22mm	2.002"	3.5mm	5115	W5590	S734	5.72 mm	9310
K574M	S625	22mm	2.500"	4mm	5115	CW22	S710	5.00 mm	5115
K576M	S729	23mm	2.500"	5.15mm	5115	W5939	N/A		
K577M	S624	21mm	2.500"	4mm	5115	CW21	S709	5.00 mm	5115
K578M	S624	21mm	2.500"	4mm	5115	CW21	S709	5.00 mm	5115
K579M	S729	23mm	2.500"	5.15mm	5115	W5939	N/A		
K580M	S624	21mm	2.500"	4mm	5115	CW21	S709	5.00 mm	5115
K581M	S624	21mm	2.500"	4mm	5115	CW21	S709	5.00 mm	5115
K582M	S641	20mm	1.986"	4mm	5115	W5509	N/A		
K583M	S623	20mm	2.500"	4mm	5115	W5509	S708	5.00 mm	5115
K584M	S625	22mm	2.500"	4mm	5115	W5590	S710	5.00 mm	5115
K585M	S623	20mm	2.500"	4mm	5115	W5509	S708	5.00 mm	5115
K586M	S624	21mm	2.500"	4mm	5115	CW21	S709	5.00 mm	5115
K587M	S624	21mm	2.500"	4mm	5115	CW21	S709	5.00 mm	5115
K588M	S729	23mm	2.500"	5.15mm	5115	W5939	N/A		
K589M	S623	20mm	2.500"	4mm	5115	W5509	S708	5.00 mm	5115
K590M	S641	20mm	1.986"	4mm	5115	W5509	N/A		
K591M	S624	21mm	2.500"	4mm	5115	CW21	S709	5.00 mm	5115
K593M	S561	21mm	2.002"	3.5mm	5115	CW21	S733	5.72 mm	9310
K594M	S561	21mm	2.002"	3.5mm	5115	CW21	S733	5.72 mm	9310

SPORT COMPACT SEVERE DUTY PIN OPTIONS

SPORT COMPACT SEVERE DUTY PIN OPTION

Pins included with Piston Kit							Pin Upgrades		
Part#	Pin Part #	Pin OD	Pin Length	Wall Thickness	Material	Clip #	Pin Upgrade Part #	Wall Thickness	Material
K595M	S625	22mm	2.500”	4mm	5115	W5590	S710	5.00 mm	5115
K596M	S710	22mm	2.500”	5mm	5115	W5590	N/A		
K597M	S710	22mm	2.500”	5mm	5115	W5590	N/A		
K598M	S805	23mm	2.500”	4.57mm	5115	W6198	S729	5.15mm	5115
K599M	S729	23mm	2.500”	5.15mm	5115	W6198	N/A		
K600M	S729	23mm	2.500”	5.15mm	5115	W6198	N/A		
K601M	S729	23mm	2.500”	5.15mm	5115	W6198	N/A		
K602M	S729	23mm	2.500”	5.15mm	5115	W6198	N/A		
K605M	S625	22mm	2.500”	4mm	5115	W5590	S710	5.00 mm	5115
K606M	S625	22mm	2.500”	4mm	5115	W5590	S710	5.00 mm	5115
K607M	S623	20mm	2.500”	4mm	5115	W5509	S708	5.00 mm	5115
K608M	S623	20mm	2.500”	4mm	5115	W5509	S708	5.00 mm	5115
K609M	S624	21mm	2.500”	4mm	5115	CW21	S709	5.00 mm	5115
K610M	S624	21mm	2.500”	4mm	5115	CW21	S709	5.00 mm	5115
K611M	S549	20mm	2.002”	3.5mm	5115	CW20	N/A		
K612M	S623	20mm	2.500”	4mm	5115	W5509	S708	5.00 mm	5115
K613M	S625	22mm	2.500”	4mm	5115	W5590	S710	5.00 mm	5115
K614M	S622	19mm	2.500”	4mm	5115	CW19	S707	5.00 mm	5115
K615M	S625	22mm	2.500”	4mm	5115	W5590	S710	5.00 mm	5115
K618M	S624	21mm	2.500”	4mm	5115	CW21	S709	5.00 mm	5115
K622M	S618	22mm	2.000”	4.1mm	5115	W5590	S734	5.72 mm	9310
K623M	S656	21mm	2.002”	4mm	5115	CW28	S733	5.72 mm	9310
K624M	S622	19mm	2.500”	4mm	5115	CW19	S707	5.00 mm	5115
K625M	S721	21mm	2.362”	5.72mm	9310	CW28	N/A		
K626M	S722	22mm	2.362”	5.72mm	9310	W5590	N/A		
K627M	S722	22mm	2.362”	5.72mm	9310	W5590	N/A		
K628M	S656	21mm	2.002”	4mm	5115	CW28	S733	5.72 mm	9310
K629M	S656	21mm	2.002”	4mm	5115	CW28	S733	5.72 mm	9310
K630M	S641	20mm	1.986”	4mm	5115	W5509	N/A		
K631M	S619	22mm	2.000”	4.1mm	5115	W5590	S734	5.72 mm	9310
K632M	S551	23mm	2.002”	3.5mm	5115	CW23	N/A		
K633M	S417	22mm	2.500”	3.5mm	5115	CS22	N/A		
K634M	S618	22mm	2.000”	4.1mm	5115	W5590	S734	5.72 mm	9310
K635M	S752	23mm	2.362”	5mm	5115	W5860	S794	5.72 mm	52100
K636M	S790	23mm	2.250"	5.72mm	5115	W5860			
K637M	S524	18mm	2.244”	3mm	5115	CW18	N/A		
K640M	S754	22.5mm	2.362”	5mm	5115	CW29	N/A		
K641M	S710	22mm	2.500”	5mm	5115	W5590	N/A		
K642M	S627	24mm	2.500”	4mm	5115	W6045	N/A		
K643M	S710	22mm	2.500”	5mm	5115	W5590	N/A		
K649M	S750	21mm	2.362”	5mm	5115	CW28	S721	5.72 mm	9310
K650M	S550	22mm	2.002”	3.5mm	5115	W5590	S734	5.72 mm	9310
K651M	S751	22mm	2.362”	5mm	5115	W5590	S722	5.72 mm	9310
K655M	S751	22mm	2.362”	5mm	5115	W5590	S722	5.72 mm	9310
K656M	S722	22mm	2.362”	5.72mm	9310	W5590	N/A		

WISECO IS NOW A DISTRIBUTOR OF TREND PERFORMANCE WRIST PINS!

These Trend wrist pins are made in the USA from premium H-13 steel, making them the perfect upgrade for your high rpm, forced induction, or nitrous motor!

TREND PERFORMANCE PINS

PART NUMBER	DIAMETER	LENGTH	WALL THICKNESS	END TYPE	FOOTNOTE
H8662250200D	0.866	2.250	0.200	Straight	H-13 DLC Coated
H8662500155	0.866	2.500	0.155	Straight	H-13
H8662500185	0.866	2.500	0.185	Straight	H-13
H8662500200	0.866	2.500	0.200	Straight	H-13
H8662500220	0.866	2.500	0.220	Straight	H-13
H9052500240	0.905	2.500	0.240	Straight	H-13
H9272500165	0.927	2.500	0.165	Straight	H-13
H9272500185	0.927	2.500	0.185	Straight	H-13
H9272500185T	0.927	2.500	0.185	Straight	H-13 Tapered Wall
H9272500185D	0.927	2.500	0.185	Straight	H-13 DLC Coated
H9272500205	0.927	2.500	0.205	Straight	H-13
H9272500225	0.927	2.500	0.225	Straight	H-13
H9272750155	0.927	2.750	0.155	Straight	H-13
H9272750165	0.927	2.750	0.165	Straight	H-13
H9272750185	0.927	2.750	0.185	Straight	H-13
H9272750205	0.927	2.750	0.205	Straight	H-13
H9272750225	0.927	2.750	0.225	Straight	H-13
H9272950185	0.927	2.950	0.185	Straight	H-13
H9272950205	0.927	2.950	0.205	Straight	H-13
H9272950225	0.927	2.950	0.225	Straight	H-13
H9272950250	0.927	2.950	0.250	Straight	H-13
H9902750185	0.990	2.750	0.185	Straight	H-13
H9902750205	0.990	2.750	0.205	Straight	H-13
H9902915175	0.990	2.915	0.175	Straight	H-13
H9902930155	0.990	2.930	0.155	Straight	H-13
H9902930165	0.990	2.930	0.165	Straight	H-13
H9902930175	0.990	2.930	0.175	Straight	H-13
H9902930185	0.990	2.930	0.185	Straight	H-13
H9902930185D	0.990	2.930	0.185	Straight	H-13 DLC Coated
H9902930200	0.990	2.930	0.200	Straight	H-13
H9902930205	0.990	2.930	0.205	Straight	H-13
H9902930220	0.990	2.930	0.220	Straight	H-13
H9902930225	0.990	2.930	0.225	Straight	H-13
H9902930250	0.990	2.930	0.250	Straight	H-13
H9903100250	0.990	3.100	0.250	Straight	H-13
H10943400250T	1.094	3.400	0.250	Straight	H-13 Tapered Wall
H10943400250	1.094	3.400	0.250	Straight	H-13

SPORT COMPACT
MLS HEAD GASKETS

These gaskets use a high-pressure-steel-laminate design. They withstand extremely high shear forces that occur between an aluminum head and iron block.

Its internal embossments expand with heat to create a better seal when under extremely high combustion pressures and temperatures, as is the case with heavy nitrous and turbo-charged applications.



SPORT COMPACT MLS HEAD GASKETS

Audi / VW

MLS Series Gaskets

Part #	Cometic Part #	Application	Year	Gasket Bore (inch)	Gasket Bore (mm)	Thickness (inch)	Thickness (mm)	Footnote
VW1000-055	C4558-051	VW 1.8T 20V	1996-2005	3.268	83.00	0.055	1.40	
VW1001-055	C4559-051	VW 1.8T 20V	1996-2005	3.299	83.80	0.055	1.40	
VW1002-026		VW VR6 12V	-	3.311	84.10	0.026	0.65	
VW1003-026		VW VR6 12V	-	3.248	82.50	0.026	0.65	
VW1007-065		VW VR6 12V	-	3.268	83.00	0.065	1.65	
VW1006-055		VW KR/PL 1.8L 16V	1978+	3.189	81.00	0.055	1.40	
VW1004-055	C4246-051	VW KR/PL 1.8L 16V	1978+	3.299	83.80	0.055	1.40	
VW1005-055	C4247-051	VW KR/PL 1.8L 16V	1978+	3.268	83.00	0.055	1.40	

BMW

Part #	Cometic Part #	Application	Year	Gasket Bore (inch)	Gasket Bore (mm)	Thickness (inch)	Thickness (mm)	Footnote
BM1010-063		E30 318 - M42B18	1989-1996	3.425	87.00	0.063	1.60	
BM1011-071		E36 M3 - S50B32 Euro & S52B32 Euro	1992-1999	3.425	87.00	0.071	1.80	

Chrysler

MLS Series Gaskets

Part #	Cometic Part #	Application	Year	Gasket Bore (inch)	Gasket Bore (mm)	Thickness (inch)	Thickness (mm)	Footnote
CR1000-039	C5622-040	Chrsyler Small Block - 318, 340, 360	-	4.080	103.60	0.039	1.00	
CR1001-039	C5457-040	Chrsyler Small Block - 318, 340, 360	-	4.125	104.80	0.039	1.00	
CR1002-039	C5461-040	Chrsyler Big Block - 361, 383, 400, 413, 426, 440	-	4.380	111.30	0.039	1.00	
CR1003-039	C5462-040	Chrsyler Big Block - 361, 383, 400, 413, 426, 440	-	4.415	112.10	0.039	1.00	
CR1004-039	C5464-040	Chrsyler Big Block - 361, 383, 400, 413, 426, 440	-	4.500	114.30	0.039	1.00	
CR1005-039	C5454-040	Chrysler 426 Hemi	-	4.280	108.70	0.039	1.00	
CR1006-039	C5455-040	Chrysler 426 Hemi	-	4.375	111.10	0.039	1.00	
CR1007-039		Chrysler Hemi 5.7L - Left	2002-2011	4.050	102.90	0.039	1.00	
CR1008-039		Chrysler Hemi 5.7L - Right	2002-2011	4.050	102.90	0.039	1.00	
CR1009-039	C5876-04	Chrysler Hemi 6.1L	2005-2011	4.100	104.10	0.039	1.00	
CR1010-039		Chrysler Hemi 6.1L	2005-2011	4.185	106.30	0.039	1.00	

SPORT COMPACT MLS HEAD GASKETS

Cosworth

MLS Series Gaskets

Part #	Cometic Part #	Application	Year	Gasket Bore (inch)	Gasket Bore (mm)	Thickness (inch)	Thickness (mm)	Footnote
FD1007-039	C4218-040	Cosworth DOHC YB / SOHC OHC/NEP 92.5mm	-	3.642	92.50	0.039	1.00	
FD1007-045	C4218-045	Cosworth DOHC YB / SOHC OHC/NEP 92.5mm	-	3.642	92.50	0.045	1.15	
FD1007-051	C4218-051	Cosworth DOHC YB / SOHC OHC/NEP 92.5mm	-	3.642	92.50	0.051	1.30	
FD1008-045		Cosworth DOHC YB / SOHC OHC/NEP 93.5mm	-	3.681	93.50	0.045	1.15	
FD1008-051		Cosworth DOHC YB / SOHC OHC/NEP 93.5mm	-	3.681	93.50	0.051	1.30	
FD1009-045		Cosworth DOHC YB / SOHC OHC/NEP 94.5mm	-	3.720	94.50	0.045	1.15	
FD1009-051		Cosworth DOHC YB / SOHC OHC/NEP 94.5mm	-	3.720	94.50	0.051	1.30	

Fiat/Lancia

MLS Series Gaskets

Part #	Cometic Part #	Application	Year	Gasket Bore (inch)	Gasket Bore (mm)	Thickness (inch)	Thickness (mm)	Footnote
FT1002-051		Fiat Punto Turbo 1.4L 82.5mm	1989-1999	3.248	82.50	0.051	1.30	
FT1002-067		Fiat Punto Turbo 1.4L 82.5mm	1989-1999	3.248	82.50	0.067	1.70	
FT1003-063		Lancia Delta 85.3mm	1986-1999	3.358	85.30	0.063	1.60	
FT1005-063		Lancia Delta 87mm	1986-1999	3.425	87.00	0.063	1.60	
FT1006-051		Fiat Punto 1.6L Turbo 88mm	-	3.465	88.00	0.051	1.30	
FT1006-067		Fiat Punto 1.6L Turbo 88mm	-	3.465	88.00	0.067	1.70	

Ford

MLS Series Gaskets

Part #	Cometic Part #	Application	Year	Gasket Bore (inch)	Gasket Bore (mm)	Thickness (inch)	Thickness (mm)	Footnote
FD1000-039	C5511-040	Ford Small Block 289, 302, 351W Non SVO	-	4.030	102.36	0.039	1.00	
FD1001-039	C5514-040	Ford Small Block 289, 302, 351W Non SVO	-	4.100	104.14	0.039	1.00	
FD1018-039	C5515-040	Ford Small Block 289, 302, 351W Non SVO	-	4.155	105.54	0.039	1.00	
FD1002-039	C5359-040	Ford 302, 351W SVO with Yates Pockets - Right	-	4.100	104.14	0.039	1.00	
FD1003-039	C5358-040	Ford 302, 351W SVO with Yates Pockets - Left	-	4.100	104.14	0.039	1.00	
FD1004-039	C5369-040	Ford 2.3L SOHC	-	3.830	97.28	0.039	1.00	
FD1020-039		Ford 2.0 16V ZETEC	-	3.394	86.20	0.039	1.00	
FD1021-039		Ford Ecoboost 1.6L Turbo	2010+	3.150	80.00	0.039	1.00	
FD1023-049		Ford Ecoboost 2.0L Turbo	2010+	3.504	89.00	0.049	1.25	
FD1024-051		Ford Ecoboost 2.3L Turbo	2015+	3.504	89.00	0.051	1.30	
FD1022-047		Ford Focus 2.5ST / RS / RS500 5 Cyl	2005+	3.268	83.00	0.047	1.20	
FD1010-039		Ford Modular 4.6/5.4 2V/4V - Left	1991-2004	3.630	92.20	0.039	1.00	
FD1011-039		Ford Modular 4.6/5.4 2V/4V - Right	1991-2004	3.630	92.20	0.039	1.00	
FD1012-039		Ford Modular 4.4/5.4 3V - Left	2005-2010	3.630	92.20	0.039	1.00	
FD1013-039		Ford Modular 4.4/5.4 3V - Right	2005-2010	3.630	92.20	0.039	1.00	
FD1014-039	C5286-040	2011-2014 Ford Coyote 5.0 - Left	2011-2014	3.755	95.40	0.039	1.00	

SPORT COMPACT MLS HEAD GASKETS

Ford (CONTINUED)

MLS Series Gaskets

Part #	Cometic Part #	Application	Year	Gasket Bore (inch)	Gasket Bore (mm)	Thickness (inch)	Thickness (mm)	Footnote
FD1015-039	C5287-040	2011-2014 Ford Coyote 5.0 - Right	2011-2014	3.755	95.40	0.039	1.00	
FD1025-039		2015+ Ford Coyote 5.0 - Left	2015+	3.755	95.40	0.039	1.00	
FD1026-039		2015+ Ford Coyote 5.0 - Right	2015	3.755	95.40	0.039	1.00	
FD1017-039	C5667-040	Ford 429/460	1968-1988	4.500	114.30	0.039	1.00	

GM

MLS Series Gaskets

Part #	Cometic Part #	Application	Year	Gasket Bore (inch)	Gasket Bore (mm)	Thickness (inch)	Thickness (mm)	Footnote
GM1025-039		Chevrolet Small Block 350 - LT1 Only	1992-1997	4.040	102.60	0.039	1.00	
GM1026-039		Chevrolet Small Block 350 - LT1 Only	1992-1997	4.110	104.40	0.039	1.00	
GM1024-039	C5245-040	Chevrolet Small Block 350	1959-1991	4.060	103.10	0.039	1.00	
GM1002-039	C5247-040	Chevrolet Small Block 400	1959-1991	4.125	104.78	0.039	1.00	
GM1003-039	C5248-040	Chevrolet Small Block 400	1959-1991	4.165	105.80	0.039	1.00	
GM1004-039	C5249-040	Chevrolet Small Block 400	1959-1991	4.200	106.68	0.039	1.00	
GM1004-051		Chevrolet Small Block 400	1959-1991	4.200	106.68	0.051	1.00	
GM1015-039	C5475-040	GM LSL1 / LS6	1997+	3.945	100.20	0.039	1.00	
GM1015-051	C5475-051	GM LSL1 / LS6	1997+	3.945	100.20	0.051	1.30	
GM1016-039		GM LSL1 / LS2 / LS3 / LS6	2005-2011	4.100	104.10	0.039	1.00	
GM1016-051		GM LSL1 / LS2 / LS3 / LS6	2005-2011	4.100	104.10	0.051	1.30	
GM1005-051	C5318-051	GM LSL1 / LS2 / LS3 / LS6	1997+	4.160	105.66	0.051	1.30	
GM1006-051	C5317-051	GM LSL1 / LS2 / LS3 / LS6	1997+	4.130	104.90	0.051	1.30	
GM1017-051	C5934-051	LSX 376 - Left	-	4.125	104.80	0.051	1.30	
GM1018-051	C5933-051	LSX 376 - Right	-	4.125	104.80	0.051	1.30	
GM1019-051	C5936-051	LSX 454 - Left	-	4.200	106.70	0.051	1.30	
GM1020-051	C5935-051	LSX 454 - Right	-	4.200	106.70	0.051	1.30	
GM1021-051	C5889-051	LS7	2006+	4.160	105.70	0.051	1.30	
GM1009-039	C5329-040	Chevrolet Big Block - Mark IV & Bowtie	-	4.375	111.13	0.039	1.00	
GM1010-039	C5330-040	Chevrolet Big Block - Mark IV & Bowtie	-	4.540	115.31	0.039	1.00	
GM1011-039	C5331-040	Chevrolet Big Block - Mark IV & Bowtie	-	4.630	117.60	0.039	1.00	
GM1012-039	C5332-040	Chevrolet Big Block - Mark V & VI	-	4.375	111.13	0.039	1.00	
GM1013-039	C5333-040	Chevrolet Big Block - Mark V & VI	-	4.540	115.31	0.039	1.00	
GM1014-039	C5334-040	Chevrolet Big Block - Mark V & VI	-	4.630	117.60	0.039	1.00	

SPORT COMPACT MLS HEAD GASKETS

Honda

MLS Series Gaskets

Part #	Cometic Part #	Application	Year	Gasket Bore (inch)	Gasket Bore (mm)	Thickness (inch)	Thickness (mm)	Footnote
HN1000-033	C4232-030	Honda B Series Vtec 81.5mm	1988-2001	3.189	81.50	0.033	0.85	
HN1001-033	C4168-030	Honda B Series Vtec 82mm	1988-2001	3.228	82.00	0.033	0.85	
HN1002-033	C4189-030	Honda B Series Vtec 83mm	1988-2001	3.268	83.00	0.033	0.85	
HN1003-033	C4188-030	Honda B Series Vtec 84mm	1988-2001	3.307	84.00	0.033	0.85	
HN1004-033	C4182-030	Honda B Series Vtec 85mm	1988-2001	3.346	85.00	0.033	0.85	
HN1005-033	C4237-030	Honda B18A w/Vtec Head 81mm	1990-2001	3.189	81.00	0.033	0.85	
HN1006-033	C4191-030	Honda B18A w/Vtec Head 82mm	1990-2001	3.228	82.00	0.033	0.85	
HN1007-033	C4192-030	Honda B18A w/Vtec Head 83mm	1990-2001	3.268	83.00	0.033	0.85	
HN1008-033	C4193-030	Honda B18A w/Vtec Head 84mm	1990-2001	3.307	84.00	0.033	0.85	
HN1009-033	C4194-030	Honda B18A w/Vtec Head 85mm	1990-2001	3.346	85.00	0.033	0.85	
HN1010-033	C4238-030	Honda B18A non Vtec 81mm	1990-2001	3.189	81.00	0.033	0.85	
HN1011-033	C4173-030	Honda B18A non Vtec 82mm	1990-2001	3.228	82.00	0.033	0.85	
HN1012-033	C4181-030	Honda B18A non Vtec 83mm	1990-2001	3.268	83.00	0.033	0.85	
HN1013-033	C4180-030	Honda B18A non Vtec 84mm	1990-2001	3.307	84.00	0.033	0.85	
HN1014-033	C4175-030	Honda B18A non Vtec 85mm	1990-2001	3.346	85.00	0.033	0.85	
HN1015-033	C4250-030	Honda B20B4 / B20Z2 85mm	1997-2001	3.346	85.00	0.033	0.85	
HN1016-033	C4118-030	Honda D13B / D15B / D16A6-A7 / D16Z1-Z2 76mm	1987-1997	2.992	76.00	0.033	0.85	
HN1017-033	C4119-030	Honda D13B / D15B / D16A6-A7 / D16Z1-Z2 77mm	1987-1997	3.031	77.00	0.033	0.85	
HN1018-033	C4120-030	Honda D13B / D15B / D16A6-A7 / D16Z1-Z2 78mm	1987-1997	3.071	78.00	0.033	0.85	
HN1019-033	C4121-030	Honda D13B / D15B / D16A6-A7 / D16Z1-Z2 79mm	1987-1997	3.110	79.00	0.033	0.85	
HN1020-033	C4195-030	Honda D15Z1 / D16Y5-Y8 76mm	1991-2001	2.992	76.00	0.033	0.85	
HN1021-033	C4196-030	Honda D15Z1 / D16Y5-Y8 77mm	1991-2001	3.031	77.00	0.033	0.85	
HN1022-033	C4167-030	Honda D15Z1 / D16Y5-Y8 78mm	1991-2000	3.071	78.00	0.033	0.85	
HN1023-033	C4335-030	Honda F20C / F22C 89mm	1999-2009	3.504	89.00	0.033	0.85	
HN1024-033		Honda K20/K24 88.5mm	2002-2011	3.484	88.50	0.033	0.85	

Hyundai

MLS Series Gaskets

Part #	Cometic Part #	Application	Year	Gasket Bore (inch)	Gasket Bore (mm)	Thickness (inch)	Thickness (mm)	Footnote
MI1005-039		Hyundai Genesis Coupe 4B11T Theta 87.5mm	2008-2014	3.445	87.50	0.039	1.00	

SPORT COMPACT MLS HEAD GASKETS

Mitsubishi

MLS Series Gaskets

Part #	Cometic Part #	Application	Year	Gasket Bore (inch)	Gasket Bore (mm)	Thickness (inch)	Thickness (mm)	Footnote
MI1000-039	C4157-040	Mitsubishi 4G63 EVO IV-VIII (4-8) 85.3mm	1996-2005	3.358	85.30	0.039	1.00	
MI1000-045	C4157-045	Mitsubishi 4G63 EVO IV-VIII (4-8) 85.3mm	1996-2005	3.358	85.30	0.045	1.15	
MI1000-051	C4157-051	Mitsubishi 4G63 EVO IV-VIII (4-8) 85.3mm	1996-2005	3.358	85.30	0.051	1.30	
MI1001-039	C4156-040	Mitsubishi 4G63 EVO IV-VIII (4-8) 86.3mm	1996-2005	3.398	86.30	0.039	1.00	
MI1001-045	C4156-045	Mitsubishi 4G63 EVO IV-VIII (4-8) 86.3mm	1996-2005	3.398	86.30	0.045	1.15	
MI1001-051	C4156-051	Mitsubishi 4G63 EVO IV-VIII (4-8) 86.3mm	1996-2005	3.398	86.30	0.051	1.30	
MI1002-039		Mitsubishi 4G63 EVO IV-VIII (4-8) 87.5mm	1996-2005	3.437	87.50	0.039	1.00	
MI1002-045		Mitsubishi 4G63 EVO IV-VIII (4-8) 87.5mm	1996-2005	3.437	87.50	0.045	1.15	
MI1002-051		Mitsubishi 4G63 EVO IV-VIII (4-8) 87.5mm	1996-2005	3.437	87.50	0.051	1.30	
MI1003-039		Mitsubishi 4G63 EVO IV-VIII (4-8) 88.3mm	1996-2005	3.476	88.30	0.039	1.00	
MI1003-045		Mitsubishi 4G63 EVO IV-VIII (4-8) 88.3mm	1996-2005	3.476	88.30	0.045	1.15	
MI1003-051		Mitsubishi 4G63 EVO IV-VIII (4-8) 88.3mm	1996-2005	3.476	88.30	0.051	1.30	
MI1004-039		Mitsubishi 4G63 EVO IX (9) 86.3mm	2005-2007	3.398	86.30	0.039	1.00	
MI1005-039		Mitsubishi 4B11T EVO X (10) 87.5mm	2007+	3.445	87.50	0.039	1.00	

Nissan

MLS Series Gaskets

Part #	Cometic Part #	Application	Year	Gasket Bore (inch)	Gasket Bore (mm)	Thickness (inch)	Thickness (mm)	Footnote
NI1000-047	C4320-051	Nissan RB26 87.5mm	1989-2002	3.445	87.50	0.047	1.20	
NI1000-059	C4320-059	Nissan RB26 87.5mm	1989-2002	3.445	87.50	0.059	1.50	
NI1006-047		Nissan TB48DE 1/2" Head Stud	2001+	4.035	102.50	0.047	1.20	
NI1001-033	C4130-030	Nissan SR20DET FWD 87mm	1991-2002	3.484	88.50	0.033	0.85	
NI1002-039	C4324-040	Nissan SR20DET RWD VTC 87mm	1991-2002	3.484	88.50	0.039	1.00	
NI1003-039	C4324-040	Nissan SR20DET RWD 87mm	1991-2002	3.445	87.50	0.039	1.00	
NI1004-037		Nissan VR38DETT 100.5mm - Left	2009+	3.957	100.50	0.037	0.95	
NI1005-037		Nissan VR38DETT 100.5mm - Right	2009+	3.957	100.50	0.037	0.95	

SPORT COMPACT MLS HEAD GASKETS

Opel

MLS Series Gaskets

Part #	Cometic Part #	Application	Year	Gasket Bore (inch)	Gasket Bore (mm)	Thickness (inch)	Thickness (mm)	Footnote
OP1000-039		Opel X20XEV 2.0L Turbo 87.5mm	1995-2000	3.445	87.50	0.039	1.00	
OP1000-045		Opel X20XEV 2.0L Turbo 87.5mm	1995-2000	3.445	87.50	0.045	1.15	
OP1000-051		Opel X20XEV 2.0L Turbo 87.5mm	1995-2000	3.445	87.50	0.051	1.30	
OP1000-075		Opel X20XEV 2.0L Turbo 87.5mm	1995-2000	3.445	87.50	0.075	1.90	
OP1001-045		Opel X20XEV 2.0L Turbo 88.5mm	1995-2000	3.484	88.50	0.045	1.15	
OP1001-051		Opel X20XEV 2.0L Turbo 88.5mm	1995-2000	3.484	88.50	0.051	1.30	
OP1002-039		Opel Z16LEL/R/T - Z18LET/R 80mm	-	3.150	80.00	0.039	1.00	
OP1004-051		OPEL C20XE	1991-UP	3.445	87.50	0.051	1.30	
OP1003-051		Opel CIH 2.0L 97mm	1977-1988	3.819	97.00	0.051	1.30	

Subaru

MLS Series Gaskets

Part #	Cometic Part #	Application	Year	Gasket Bore (inch)	Gasket Bore (mm)	Thickness (inch)	Thickness (mm)	Footnote
SB1000-039	C4261-040	Subaru EJ20 94mm	1992-2004	3.701	94.00	0.039	1.00	
SB1000-051	C4261-051	Subaru EJ20 94mm	1992-2004	3.701	94.00	0.051	1.30	
SB1001-039	C4264-040	Subaru EJ25 / EJ257 100mm	1998+	3.937	100.00	0.039	1.00	
SB1001-051	C4264-051	Subaru EJ25 / EJ257 100mm	1998+	3.937	100.00	0.051	1.30	
SB1002-039		Subaru EJ25 / EJ257 102.3mm	1998+	4.028	102.30	0.039	1.00	
SB1002-051		Subaru EJ25 / EJ257 102.3mm	1998+	4.028	102.30	0.051	1.30	

Toyota

MLS Series Gaskets

Part #	Cometic Part #	Application	Year	Gasket Bore (inch)	Gasket Bore (mm)	Thickness (inch)	Thickness (mm)	Footnote
TY1005-047	N/A	Toyota 1FZ-FE	1992-1998	4.055	103.00	0.047	1.20	
TY1004-051	C4276-051	Toyota 2JZ-GE / 2JZ-GTE	1993-1998	3.453	87.70	0.051	1.30	
TY1000-039	C4314-040	Toyota 3S-GE / 3S-GTE 87mm	1989-1997	3.425	87.00	0.039	1.00	
TY1000-047	C4314-051	Toyota 3S-GE / 3S-GTE 87mm	1989-1997	3.425	87.00	0.047	1.20	
TY1000-055	C4314-060	Toyota 3S-GE / 3S-GTE 87mm	1989-1997	3.425	87.00	0.055	1.40	
TY1001-039	C4170-040	Toyota 4A-GE / 4A-GEC 81mm	1984-1992	3.189	81.00	0.039	1.00	
TY1002-039	C4166-040	Toyota 4A-GE / 4A-GEC 83mm	1984-1992	3.268	83.00	0.039	1.00	
TY1003-047		Toyota 4E-FE Turbo 75.5mm	1992-1997	2.972	75.50	0.047	1.20	
TY1003-055		Toyota 4E-FE Turbo 75.5mm	1992-1997	2.972	75.50	0.055	1.40	
TY1003-075		Toyota 4E-FE Turbo 75.5mm	1992-1997	2.972	75.50	0.075	1.90	

PISTON PIN RETAINERS

Spirolox®

Part #	Packaged Qty	Diameter	Thickness	Material
CS22	2	.866" (22mm)	.043"	Carbon Steel
CS24	2	.912" - .940"	.072"	Carbon Steel
CS25	4	.975" - 1.000"	.084"	Carbon Steel
W5301	4	1.030"	.084"	Carbon Steel
W5314	4	1.040"	.100"	Carbon Steel
W5315	4	1.094"	.100"	Carbon Steel

Installing Spirolox®

With the leading tip of the lock in the 12 o'clock position, insert thumb thru the center of the lock and hook it under your thumbnail at the 10 o'clock position (roughly 1/2" to the left of the leading tip). Install the leading tip into the 11 o'clock position of the groove. (If the wrist pin hole intersects the oil ring groove, lock installation is slightly more difficult as the lock will catch on the bottom ring land).

The leading edge of the lock should catch in the groove, allowing it to stay on its own. Continue by applying pressure with a counter-clockwise motion until it fully snaps into place.

The correct number of Spirolox MUST be installed in each piston or severe engine damage may occur. Do not over-stretch or re-use Spirolox. Do not install Spirolox in press-fit pin applications.

Snap Ring

Part #	Packaged Qty	Diameter	Thickness	Material
W5939	2	.9055" (23mm)	.042"	Carbon Steel

Wire Lock

Part #	Packaged Qty	Diameter	Thickness	Material
CW18	2	.708" (18mm)	.049"	Chrome Silicon
W5333	2	.728" (18.5mm)	.049"	Chrome Silicon
CW19	2	.748" (19mm)	.049"	Chrome Silicon
W5509	2	.787" (20mm)	.064"	Chrome Silicon
CW20	2	.787" (20mm)	.049"	Chrome Silicon
CW21	2	.827" (21mm)	.049"	Chrome Silicon
CW28	2	.827" (21mm)	.063"	Chrome Silicon
CW22	2	.866" (22mm)	.049"	Chrome Silicon
W5590	2	.866" (22mm)	.063"	Chrome Silicon
W5594	2	.866" (22mm)	.072"	Chrome Silicon
CW29	2	.886" (22.5mm)	.063"	Chrome Silicon
W5860	2	.901" - .9055"	.072"	Chrome Silicon
CW23	2	.9055" (23mm)	.049"	Chrome Silicon
W6198	2	.9055" (23mm) Subaru OEM w/ ears	.056"	OEM
W5075	2	.912"	.072"	Chrome Silicon
W5752	2	.927"	.060"	Chrome Silicon
W5595	2	.927"	.072"	Chrome Silicon
W6045	2	.945" (24mm)	.054"	Chrome Silicon
CW24	2	.945" (24mm)	.049"	Chrome Silicon
W5242	2	.990"	.072"	Chrome Silicon
W5219	2	1.030"	.072"	Chrome Silicon

Dimpled Oil Rail Support

Part #	Bore Range	Dial Wall
GLS16	3.165-3.249	.128RW
GLS30	3.188-3.229	.120RW
GLS31	3.245-3.288	.120RW
GLS14	3.293-3.367	.170RW
GLS32	3.307-3.347	.120RW
GLS15	3.331-3.369	.200RW
GLS22	3.344-3.396	.120RW
GLS20	33.65-3.406	.170RW
GLS33	3.365-3.406	.120RW
GLS21	3.368-3.378	.140RW
GLS13	3.370-3.426	.200RW
GLS34	3.422-3.464	.120RW
GLS17	3.425-3.465	.180RW
GLS35	3.465-3.510	.120RW
GLS8	3.480-3.550	.180RW
GLS36	3.523-3.565	.120RW
GLS3	3.560-3.605	.200RW
GLS37	3.582-3.622	.120RW
GLS11	3.606-3.650	.180RW
GLS38	3.641-3.681	.120RW
GLS6	3.680-3.732	.210RW
GLS39	3.693-3.746	.120RW
GLS10	3.730-3.780	.190RW
GLS5	3.759-3.790	.210RW
W5347	3.795-3.845	.190RW
GLS7	3.850-3.869	.190RW
W5162	3.870-3.935	.200RW
GLS41	3.894-3.950	.150RW

Dimpled Oil Rail Support

Part #	Bore Range	Dial Wall
GLS19	3.923-3.946	.180RW
GLS1	3.936-3.965	.220RW
W4953	3.970-4.029	.200RW
GLS25	4.000-4.037	.160RW
W4954	4.030-4.059	.200RW
GLS26	4.038-4.075	.160RW
W5953	4.053-4.111	.140RW
W5080	4.060-4.080	.200RW
GLS27	4.076-4.113	.160RW
W5161	4.081-4.120	.200RW
GLS28	4.114-4.151	.160RW
W4955	4.121-4.154	.200RW
GLS29	4.152-4.265	.160RW
W4956	4.155-4.193	.200RW
GLS12	4.194-4.220	.230RW
W5156	4.250-4.285	.210RW
W5159	4.290-4.350	.200RW
W5158	4.340-4.374	.200RW
W5110	4.375-4.405	.200RW
W5111	4.420-4.475	.200RW
GLS42	4.472-4.568	.160RW
W5112	4.485-4.575	.200RW
GLS43	4.496-4.592	.160RW
W5253	4.580-4.728	.200RW
GLS40	4.585-4.596	.230RW
GLS44	4.589-4.685	.160RW
GLS23	4.670-4.720	.160RW
GLS24	4.711-4.760	.160RW

DIAMETRIC PIN CHART

Diametric Pins

5115 MATERIAL PIN
- Standard grade chromium alloy steel
- Case hardened to 58-64 Rockwell C
- Ground to a surface finish of .15 Ra or better
- Designed to withstand the normal wear and tear of an aftermarket engine

52100 MATERIAL PIN
- High carbon, chromium-bearing steel
- Aircraft quality alloy
- Case hardened to 54-56 Rockwell C
- Through hardened
- Ground to a fine finish
- Designed for high load capacity
- Designed for outstanding wear and abrasion resistance

9310 MATERIAL PIN
- High quality, low carbon, case hardened steel
- Case hardened to 59-63 Rockwell C
- Ground to a superfinish (.025 Ra or better)
- Designed for use in applications which require high surface strength combined with high core toughness
- Excellent when high contact stress is combined with high shock and impact loading, such as turbo/nitrous applications

DIAMETRIC PIN CHART



Diametric Pin Chart

OD	Length	Wall Thickness	Gram Wt.	Material	Part #	Lock Part #	Lock Type
.708" (18mm)	2.244"	.118"	56	5115	**S524**	CW18	Round Wire
.708" (18mm)	2.500"	.157"	87	5115	**S621**	CW18	Round Wire
.728" (18.5mm)	2.441"	.130"	76	5115	**S499**	W5333	Round Wire
.748" (19mm)	2.303"	.138"	67	5115	**S475**	CW19	Round Wire
.748" (19mm)	2.500"	.157"	93	5115	**S622**	CW19	Round Wire
.748" (19mm)	2.500"	.200"	109	5115	**S707**	CW19	Round Wire
.787" (20mm)	1.986"	.157"	80	5115	**S641**	W5509	Round Wire
.787" (20mm)	2.002"	.137"	63	5115	**S549**	CW20	Round Wire
.787" (20mm)	2.185"	.138"	70	5115	**S553**	CW20	Round Wire
.787" (20mm)	2.362"	.138"	75	5115	**S520**	CW20	Round Wire
.787" (20mm)	2.362"	155"	93	52100	**S698**	CW20	Round Wire
.787" (20mm)	2.500"	.157"	100	5115	**S623**	W5509	Round Wire
.787" (20mm)	2.500"	.200"	116.5	5115	**S708**	W5509	Round Wire
.787" (20mm)	2.500"	.200"	117.5	5115	**S708C**	DLC Coated Pin	Round Wire
.8124" (20.6mm)	2.500"	.140"	95	5115	**S730**	W6139	Round Wire
.827" (21mm)	2.002"	.137"	66	5115	**S561**	CW21	Round Wire
.827" (21mm)	2.002"	.157"	85	5115	**S656**	CW21	Round Wire
.827" (21mm)	2.002"	.225"	108.5	9310	**S733**	CW21	Round Wire
.827" (21mm)	2.126"	0.137	80.8	5115	**S527**	CW21	Round Wire

DIAMETRIC PIN CHART



Diametric Pin Chart

OD	Length	Wall Thickness	Gram Wt.	Material	Part #	Lock Part #	Lock Type
.827" (21mm)	2.362"	.200"	117	5115	**S750**	CW28	Round Wire
.827" (21mm)	2.362"	.225"	128	9310	**S721**	CW28	Round Wire
.827" (21mm)	2.362"	.225"	129	9310	**S721C**	DLC Coated Pin	Round Wire
.827" (21mm)	2.500"	.157"	106	5115	**S624**	CW21	Round Wire
.827" (21mm)	2.500"	.200"	124.5	5115	**S709**	CW21	Round Wire
.827" (21mm)	2.500"	.200"	125.5	5115	**S709C**	DLC Coated Pin	Round Wire
.866" (22mm)	2.002"	.137" TW	71	5115	**S550**	W5590	Round Wire
.866" (22mm)	2.002"	.157"	89.5	5115	**S618**	W5590	Round Wire
.866" (22mm)	2.000"	.200"	105	5115	**S782**	W5590	Round Wire
.866" (22mm)	2.002"	.225"	116	9310	**S734**	W5590	Round Wire
.866" (22mm)	2.250"	.158"	101	5115	**S655**	CW22	Round Wire
.866" (22mm)	2.250"	.173"	108	5115	**S747**	CW22	Round Wire
.866" (22mm)	2.250"	.200"	120	52100	**S796**	CW22	Round Wire
.866" (22mm)	2.362"	.200"	125	5115	**S751**	W5590	Round Wire
.866" (22mm)	2.362"	.225"	137	9310	**S722**	W5590	Round Wire
.866" (22mm)	2.362"	.225"	138	9310	**S722C**	DLC Coated Pin	Round Wire
.8661(22mm)	2.400"	TW	94		**S694**	CW22	Round Wire
.866" (22mm)	2.500"	.138"	101	5115	**S417**	CS22	Spiral
.866" (22mm)	2.500"	.137" TW	89	5115	**S566**	CW22	Round Wire
.866" (22mm)	2.500"	.157"	112	5115	**S625**	W5590	Round Wire
.866" (22mm)	2.500"	.197"	132	5115	**S710**	W5590	Round Wire
.866" (22mm)	2.500"	.197"	133	5115	**S710C**	DLC Coated Pin	Round Wire
.875" (22.2mm)	2.470"	.188"	129	5115	**S720**	CW22	Round Wire
.886" (22.5mm)	2.362"	.200"	128	5115	**S754**	CW29	Round Wire
.901"	2.500"	.160"	122	5115	**S611**	W5860	Round Wire
.9055" (23mm)	2.002"	.137"	75	5115	**S551**	CW23	Round Wire
.9055" (23mm)	2.250"	.220"	134	52100	**S790**	CW23	Round Wire
.9055" (23mm)	2.362"	.200"	132	5115	**S752**	W5860	Round Wire
.9055" (23mm)	2.250"	.220"	142	52100	**S792**	CW23	Round Wire
.9055" (23mm)	2.362"	.224"	145	52100	**S794**	CW23	Round Wire
.9055" (23mm)	2.500"	.202"	142	5115	**S729**	W5939	Snap Ring
.9055" (23mm)	2.500"	.220"	150	52100	**S789**	CW23	Round Wire
.912"	2.500"	.160"	122	5115	**S489**	CS24	Spiral
.9252"	2.250"	.148"	104	5115	**S761**	CS24	Spiral

DIAMETRIC PIN CHART



Diametric Pin Chart

OD	Length	Wall Thickness	Gram Wt.	Material	Part #	Lock Part #	Lock Type
.927"	2.250"	.150"	104	5115	**S643**	CS24	Spiral
.927"	2.250"	.150"	105	5115	**S594**	W5752	Round Wire
.927"	2.250"	.173" TW	109	9310	**S691**	CS24	Spiral
.927"	2.250"	.200"	132	9310	**S718**	CS24	Spiral
.927"	2.500"	.150" TW	106	52100	**S699**	CS24	Spiral
.927"	2.500"	.150" TW	105	9310	**S425**	CS24	Spiral
.927"	2.500"	.150"	117	5115	**S424**	CS24	Spiral
.927"	2.500"	.150"	117	5115	**S575**	W5075	Round Wire
.927"	2.500"	.150"	117	5115	**S756**	W5075	Round Wire
.927"	2.500"	.180"	135	5115	**S765**	CS24	Spiral
.927"	2.500"	.200"	146	52100	**S703**	CS24	Spiral
.927"	2.750"	.155"	130	5115	**S795**	W5075	Round Wire
.927"	2.750"	.220"	172	52100	**S801**	CS24	Spiral
.927"	2.950"	.150" TW	123	9310	**S426**	CS24	Spiral
.927"	2.950"	.150"	137	5115	**S451**	CS24	Spiral
.930"	2.500"	.150"	118	5115	**S758**	CS24	Spiral
.945" (24mm)	2.250"	.158"	112	5115	**S657**	W6045	Round Wire
.945" (24mm)	2.250"	.175"	121.5	52100	**S785**	W6045	Round Wire
.945" (24mm)	2.500"	.157"	125	5115	**S627**	CW24	Round Wire
.975"	2.930"	.155"	148	5115	**S490**	CS25	Spiral
.980"	2.930"	.160"	157	5115	**S706**	CS25	Spiral
.984"	2.250"	.155"	116	5115	**S803**	CS25	Spiral
.984"	2.500"	.150"	126	5115	**S547**	CS25	Spiral
.990"	2.500"	.183"	146	5115	**S760**	CS25	Spiral
.990"	2.650"	.204"	170	52100	**S776**	CS25	Spiral
.990"	2.930"	.160"	157	5115	**S460**	CS25	Spiral
.990"	2.930"	.180"	173	5115	**S462**	CS25	Spiral
.990"	2.930"	.180"	172	52100	**S726**	CS25	Spiral
.990"	2.930"	.200"	187	52100	**S667**	CS25	Spiral
.990"	2.930"	.225"	203	52100	**S797**	CS25	Spiral
1.000"	2.750"	.160"	148	5115	**S757**	CS25	Spiral
1.000"	2.930"	.165"	163	5115	**S614**	CS25	Spiral
1.031"	2.930"	.170"	170	5115	**S791**	W5301	Spiral

DIAMETRIC PIN CHART



Diametric Pin Chart

OD	Length	Wall Thickness	Gram Wt.	Material	Part #	Lock Part #	Lock Type
1.040"	2.930"	.185"	188	5115	**S497**	W5314	Spiral
1.094"	2.930"	.215"	220	5115	**S768**	W5315	Spiral
1.094"	3.125"	.212"	236	5115	**S498**	W5315	Spiral

RING CHARTS



	Top Ring	2nd Ring	Oil Ring
H Ring Set	.062" (1/16") Hi-tensile Plasma Moly	.062" (1/16") Cast	.187" (3/16") 3-piece Standard Tension
HF Ring Set	.062" (1/16") Hi-tensile Plasma Moly	.062" (1/16") Cast	3.0mm (.118") 3-piece Standard Tension
VF Ring Set	1.2mm (.047") Alloy steel Phos. coated Chrome faced	1.5mm (.058") Cast iron Phosphate coated Taper faced	2mm (.079") 3-piece oil assembly: Stainless stl. flex-vent spacer Chrome faced rails
VK Ring Set	.078" (5/64") Hi-tensile Plasma Moly	.078" (5/64") Cast	.187" (3/16") 3-piece Standard Tension
XC Ring Set	1mm (.039") Alloy steel Ferrox coated Chrome faced	1.2mm (.047") Cast iron Phosphate coated Taper faced	2.8mm (.110") 3-piece oil assembly Stainless stl. flex-vent spacer Chrome faced rails
XX Ring Set	1mm (.039") Alloy steel Gas Nitrided barrel faced	1.2mm (.047") Cast iron Phosphate coated Taper faced Napier hook	2.8mm (.110") 3-piece oil assembly Stainless stl. flex-vent spacer Gas nitrided rails
GFX Ring Set	1.2mm (.047") Alloy steel Gas Nitrided Positive Twist	1.2mm (.047") Cast iron Phosphate coated Taper faced, under hook	3mm (.118") 3-piece oil assembly Stainless stl. flex-vent spacer Chrome faced rails
E Ring Set	2.0mm (.078") Alloy steel Ferrox coated Chrome faced	2.0mm (.078") Cast iron Phosphate coated Taper faced	4mm (.118") 3-piece oil assembly Stainless stl. flex-vent spacer
TX Ring Set	1.0mm (.039") Alloy steel Ferrox coated Barel faced	1.2mm (.047") Cast iron Phosphate coated Taper faced, napier underhook	2.8mm (.110") 3-piece tabbed oil asm. Stainless stl. flex-vent spacer Chrome faced rails
GNX Ring Set	1.5mm (.058") Alloy steel Gas Nitrided Barel faced, positive twist	1.5mm (.058") Cast iron Phosphate coated Taper faced underhook	3mm (.118") 3-piece oil assembly Stainless stl. flex-vent spacer Chrome faced rails

RING CHARTS

Example Part Number: W-10008-4000-5

W = Wiseco **1000** = Ring Series **8** = Cylinders Per Set **4000** = Bore Size **5** = .005 Oversize

GFX Ring Set *Individual rings available.*

Must be file fit to bore size • Bore Range: 101.60 - 105.61mm (4.000"- 4.158") • Maximum bore size: .002" over ring size

Top Ring

1.2mm (.047")
Alloy steel,
gas nitrided,
positive twist.

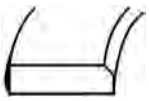

2nd Ring

1.2mm (.047")
Cast iron, phosphate
coated, taper faced, unc
hook.

Oil Ring

3mm (.118")
3-piece oil assembly:
Stainless steel flex-vent
spacer, chrome faced rails.

.118" (3mm) Standard Tension Oil Rings • Stainless Steel Spacer • Chrome Plated Rail

Bore Size (in.)	Ring Part #	Bore Size (in.)	Ring Part #	Bore Size (in.)	Ring Part #
3.998 - 4.007	4005F	4.048 - 4.057	4055F	4.128 - 4.137	4135F
4.008 - 4.017	4015F	4.058 - 4.067	4065F	4.138 - 4.147	4145F
4.018 - 4.027	4025F	4.073 - 4.082	4080F	4.153 - 4.162	4160F
4.028 - 4.037	4035F	4.125 - 4.133	4130F	4.593 - 4.602	4600F
4.038 - 4.047	4045F				

INDIVIDUAL RING CODES

	CODE	MATERIAL	COATING	SHAPE
TOP	DMB	Ductile Iron	Plasma Moly	Barrel Face
	DMR	Ductile Iron	Plasma Moly	Barrel Backcut
	HPR	Hard Ductile Iron	Phosphate	Barrel Backcut
	SCB	Steel	Chrome	Barrel Face
	SGP	Steel	Gas Nitrided	Positive Twist
2ND	IPC	Cast Iron	Phosphate	Taper Backcut Rev. Twist
	IPG	Cast Iron	Phosphate	Gapless
	IPN	Cast Iron	Phosphate	Napier Scraper
	IPT	Cast Iron	Phosphate	Taper Face
OIL	CUL	Steel	Chrome	Low Tension
	CUS	Steel	Chrome	Std. Tension

Honing Brushes

These Brush hones have been specifically designed to clean the surface of the cylinder bore and provide a fresh cross-hatched surface without removing material (which can increase piston to wall clearance and ring end gap). Always use an ample amount of honing oil to carry away debris. Wash cylinders thoroughly, with hot soapy water, until paper towels remain clean with no signs of discoloration. Then prep cylinders with any anti-rust agent.

Nylon Soft Hone Brushes

Bore Range (mm)	Bore Range (Inches)	Part #	Brush Length	Overall Length
45-57mm	1.77"-2.24"	W6075	2"	10"
57-70mm	2.24"-2.76"	W6076	3"	10"
63-76mm	2.48"-2.99"	W6077	4"	14"
76-89mm	2.99"-3.50"	W6078	4"	14"
89-102mm	3.50"-4.02"	W6079	4"	14"

DIAMETRIC RING CHART

Diametric Ring Chart

Bore Size (In.)	Bore Size (MM)	Ring Width	Top Ring Type	Top Ring Code	2nd Ring Code	Oil Ring Code	Oil Ring Tension	# in Set	Set Part Number
2.874	73.00	.8mm-.8mm-1.5mm	Moly	CUS	DPA	CUF	Std.	1	2874XA
2.874	73.00	1.0mm-1.2mm-2.8mm	Moly	CUS	IPA	CUS	Std.	1	2874XC
2.913	73.99	.8mm-.8mm-1.5mm	Moly	CUS	DPA	CUF	Std.	1	2913XA
2.913	73.99	1.0mm-1.2mm-2.8mm	Moly	CUS	IPA	CUS	Std.	1	2913XC
2.933	74.50	.8mm-.8mm-1.5mm	Moly	CUS	DPA	CUF	Std.	1	2933XA
2.933	74.50	1.0mm-1.2mm-2.8mm	Moly	CUS	IPA	CUS	Std.	1	2933XC
2.953	75.01	1.0mm-1.0mm-2.0mm	Moly	CUS	DPA	CUS	Std.	1	2953XG
2.953	75.01	1.0mm-1.2mm-2.8mm	Moly	CUS	IPA	CUS	Std.	1	2953XC
2.953	75.01	1.0mm-1.2mm-2.8mm	Gas Nitrited	SGP	IPN	CUS	Std.	1	7500XX
2.972	75.50	1.0mm-1.2mm-2.8mm	Gas Nitrited	SGP	IPN	CUS	Std.	1	7550XX
2.973	75.51	1.0mm-1.0mm-2.0mm	Moly	CUS	DPA	CUS	Std.	1	2973XG
2.973	75.51	1.0mm-1.2mm-2.8mm	Moly	CUS	IPA	CUS	Std.	1	2973XC
2.992	76.00	1.0mm-1.0mm-2.0mm	Moly	CUS	DPA	CUS	Std.	1	2992XG
2.992	76.00	1.0mm-1.2mm-2.8mm	Moly	CUS	IPA	CUS	Std.	1	2992XC
2.992	76.00	1.0mm-1.2mm-2.8mm	Gas Nitrited	SGP	IPN	CUS	Std.	1	7600XX
3.002	76.25	1.0mm-1.2mm-2.8mm	Gas Nitrited	SGP	IPN	CUS	Std.	1	7625XX
3.012	76.50	1.0mm-1.0mm-2.0mm	Moly	CUS	DPA	CUS	Std.	1	3012XG
3.012	76.50	1.0mm-1.2mm-2.8mm	Moly	CUS	IPA	CUS	Std.	1	3012XC
3.012	76.50	1.0mm-1.2mm-2.8mm	Gas Nitrited	SGP	IPN	CUS	Std.	1	7650XX
3.031	77.00	1.0mm-1.2mm-2.8mm	Gas Nitrited	SGP	IPN	CUS	Std.	1	7700XX
3.032	77.01	1.0mm-1.0mm-2.0mm	Moly	CUS	DPA	CUS	Std.	1	3032XG
3.032	77.01	1.0mm-1.2mm-2.8mm	Moly	CUS	IPA	CUS	Std.	1	3032XC
3.041	77.25	1.0mm-1.0mm-2.0mm	Moly	CUS	DPA	CUS	Std.	1	3041XG
3.051	77.50	1.0mm-1.2mm-2.8mm	Moly	CUS	IPA	CUS	Std.	1	3051XC
3.051	77.50	1.0mm-1.2mm-2.8mm	Gas Nitrited	SGP	IPN	CUS	Std.	1	7750XX
3.053	77.55	1.0mm-1.0mm-2.0mm	Moly	CUS	DPA	CUS	Std.	1	3053XG
3.071	78.00	1.0mm-1.0mm-2.0mm	Moly	CUS	DPA	CUS	Std.	1	3071XG
3.071	78.00	1.0mm-1.2mm-2.8mm	Moly	CUS	IPA	CUS	Std.	1	3071XC
3.071	78.00	1.0mm-1.2mm-2.8mm	Gas Nitrited	SGP	IPN	CUS	Std.	1	7800XX
3.091	78.50	1.0mm-1.2mm-2.8mm	Gas Nitrited	SGP	IPN	CUS	Std.	1	7850XX
3.110	79.00	1.0mm-1.0mm-2.0mm	Moly	CUS	DPA	CUS	Std.	1	3110XG
3.110	79.00	1.0mm-1.2mm-2.8mm	Moly	CUS	IPA	CUS	Std.	1	3110XC
3.110	79.00	1.0mm-1.2mm-2.8mm	Gas Nitrited	SGP	IPN	CUS	Std.	1	7900XX
3.118	79.20	1.0mm-1.0mm-2.0mm	Moly	CUS	DPA	CUS	Std.	1	3118XG
3.118	79.50	1.0mm-1.0mm-2.0mm	Moly	CUS	DPA	CUS	Std.	1	3130XG
3.130	79.50	1.0mm-1.2mm-2.8mm	Gas Nitrited	SGP	IPN	CUS	Std.	1	7950XX
3.140	79.75	1.0mm-1.0mm-2.0mm	Moly	CUS	DPA	CUS	Std.	1	3140XG
3.150	80.00	1.0mm-1.2mm-2.8mm	Moly	CUS	IPA	CUS	Std.	1	3150XC
3.150	80.00	1.0mm-1.2mm-2.8mm	Gas Nitrited	SGP	IPN	CUS	Std.	1	8000XX
3.169	80.50	1.0mm-1.2mm-2.8mm	Moly	CUS	IPA	CUS	Std.	1	3169XC
3.189	81.00	1.0mm-1.2mm-2.8mm	Moly	CUS	IPA	CUS	Std.	1	3189XC
3.189	81.00	1.0mm-1.2mm-2.8mm	Gas Nitrited	SGP	IPN	CUS	Std.	1	8100XX

DIAMETRIC RING CHART

Diametric Ring Chart

Bore Size (In.)	Bore Size (MM)	Ring Width	Top Ring Type	Top Ring Code	2nd Ring Code	Oil Ring Code	Oil Ring Tension	# in Set	Set Part Number
3.199	81.25	1.0mm-1.2mm-2.8mm	Gas Nitrited	SGP	IPN	CUS	Std.	1	8125XX
3.205	82.55	1.0mm-1.2mm-2.8mm	Moly	CUS	IPA	CUS	Std.	1	3250XC
3.208	81.48	1.0mm-1.2mm-2.8mm	Moly	CUS	IPA	CUS	Std.	1	3208XC
3.209	81.50	1.0mm-1.2mm-2.8mm	Gas Nitrited	SGP	IPN	CUS	Std.	1	8150XX
3.228	82.00	1.0mm-1.2mm-2.8mm	Moly	CUS	IPA	CUS	Std.	1	3228XC
3.228	82.00	1.0mm-1.2mm-2.8mm	Gas Nitrited	SGP	IPN	CUS	Std.	1	8200XX
3.248	82.50	1.0mm-1.2mm-2.8mm	Moly	CUS	IPA	CUS	Std.	1	3248XC
3.248	82.50	1.0mm-1.2mm-2.8mm	Gas Nitrited	SGP	IPN	CUS	Std.	1	8250XX
3.268	83.00	1.0mm-1.2mm-2.8mm	Gas Nitrited	SGP	IPN	CUS	Std.	1	8300XX
3.287	83.50	1.0mm-1.2mm-2.8mm	Moly	CUS	IPA	CUS	Std.	1	3287XC
3.287	83.50	1.0mm-1.2mm-2.8mm	Gas Nitrited	SGP	IPN	CUS	Std.	1	8350XX
3.307	84.00	1.0mm-1.2mm-2.8mm	Moly	CUS	IPA	CUS	Std.	1	3307XC
3.307	84.00	1.0mm-1.2mm-2.8mm	Gas Nitrited	SGP	IPN	CUS	Std.	1	8400XX
3.317	84.25	1.0mm-1.2mm-2.8mm	Gas Nitrited	SGP	IPN	CUS	Std.	1	8425XX
3.327	84.50	1.0mm-1.2mm-2.8mm	Moly	CUS	IPA	CUS	Std.	1	3327XC
3.327	84.50	1.0mm-1.2mm-2.8mm	Gas Nitrited	SGP	IPN	CUS	Std.	1	8450XX
3.346	85.00	1.0mm-1.2mm-2.8mm	Gas Nitrited	SGP	IPN	CUS	Std.	1	8500XX
3.347	85.01	1.0mm-1.2mm-2.8mm	Moly	CUS	IPA	CUS	Std.	1	3347XC
3.366	85.50	1.0mm-1.2mm-2.8mm	Gas Nitrited	SGP	IPN	CUS	Std.	1	8550XX
3.386	86.00	1.0mm-1.2mm-2.8mm	Moly	CUS	IPA	CUS	Std.	1	3386XC
3.386	86.00	1.0mm-1.2mm-2.8mm	Gas Nitrited	SGP	IPN	CUS	Std.	1	8600XX
3.396	86.25	1.0mm-1.2mm-2.8mm	Gas Nitrited	SGP	IPN	CUS	Std.	1	8625XX
3.406	86.50	1.0mm-1.2mm-2.8mm	Gas Nitrited	SGP	IPN	CUS	Std.	1	8650XX
3.425	87.00	1.0mm-1.2mm-2.8mm	Moly	CUS	IPA	CUS	Std.	1	3425XC
3.425	87.00	1.0mm-1.2mm-2.8mm	Gas Nitrited	SGP	IPN	CUS	Std.	1	8700XX
3.435	87.25	1.0mm-1.2mm-2.8mm	Gas Nitrited	SGP	IPN	CUS	Std.	1	8725XX
3.445	87.50	1.0mm-1.2mm-2.8mm	Moly	CUS	IPA	CUS	Std.	1	3445XC
3.445	87.50	1.0mm-1.2mm-2.8mm	Gas Nitrited	SGP	IPN	CUS	Std.	1	8750XX
3.465	88.00	1.0mm-1.2mm-2.8mm	Moly	CUS	IPA	CUS	Std.	1	3465XC
3.465	88.00	1.0mm-1.2mm-2.8mm	Gas Nitrited	SGP	IPN	CUS	Std.	1	8800XX
3.484	88.50	1.0mm-1.2mm-2.8mm	Moly	CUS	IPA	CUS	Std.	1	3484XC
3.484	88.50	1.0mm-1.2mm-2.8mm	Gas Nitrited	SGP	IPN	CUS	Std.	1	8850XX
3.504	89.00	1.0mm-1.2mm-2.8mm	Moly	CUS	IPA	CUS	Std.	1	3504XC
3.504	89.00	1.0mm-1.2mm-2.8mm	Gas Nitrited	SGP	IPN	CUS	Std.	1	8900XX

All W's are sets of 8 - rest are sold per piston

Example Part Number: W-10008-4000-5

W = Wiseco **1000** = Ring Series **8** = Cylinders Per Set **4000** = Bore Size **5** = .005 Oversize

DIAMETRIC RING CHART

Diametric Ring Chart

Bore Size (In.)	Bore Size (MM)	Ring Width	Top Ring Type	Top Ring Code	2nd Ring Code	Oil Ring Code	Oil Ring Tension	# in Set	Set Part Number
3.514	89.25	1.0mm-1.2mm-2.8mm	Moly	CUS	IPA	CUS	Std.	1	3514XC
3.524	89.50	1.0mm-1.2mm-2.8mm	Moly	CUS	IPA	CUS	Std.	1	3524XC
3.524	89.50	1.0mm-1.2mm-2.8mm	Gas Nitrited	SGP	IPN	CUS	Std.	1	8950XX
3.534	89.76	1.0mm-1.2mm-2.8mm	Moly	CUS	IPA	CUS	Std.	1	3534XC
3.543	90.00	1.0mm-1.2mm-2.8mm	Gas Nitrited	SGP	IPN	CUS	Std.	1	9000XX
3.544	90.02	1.0mm-1.2mm-2.8mm	Moly	CUS	IPA	CUS	Std.	1	3544XC
3.552	90.22	1.5mm-1.5mm-3mm	Gas Nitrited	CUS	IPA	CUS	Std.	1	3552GNX
3.553	90.25	1.0mm-1.2mm-2.8mm	Gas Nitrited	SGP	IPN	CUS	Std.	1	9025XX
3.563	90.50	1.0mm-1.2mm-2.8mm	Moly	CUS	IPA	CUS	Std.	1	3563XC
3.563	90.50	1.0mm-1.2mm-2.8mm	Gas Nitrited	SGP	IPN	CUS	Std.	1	9050XX
3.572	90.73	1.5mm-1.5mm-3mm	Gas Nitrited	CUS	IPA	CUS	Std.	1	3572GNX
3.573	90.75	1.0mm-1.2mm-2.8mm	Gas Nitrited	SGP	IPN	CUS	Std.	1	9075XX
3.583	91.00	1.0mm-1.2mm-2.8mm	Moly	CUS	IPA	CUS	Std.	1	3583XC
3.583	91.00	1.0mm-1.2mm-2.8mm	Gas Nitrited	SGP	IPN	CUS	Std.	1	9100XX
3.602	91.50	1.0mm-1.2mm-2.8mm	Gas Nitrited	SGP	IPN	CUS	Std.	1	9150XX
3.605	91.57	1/16-1/16-1/8	Moly	DMB	IPT	CUS	Std.	1	3605VE
3.622	92.00	1.0mm-1.2mm-2.8mm	Moly	CUS	IPA	CUS	Std.	1	3622XC
3.622	92.00	1.0mm-1.2mm-2.8mm	Gas Nitrited	SGP	IPN	CUS	Std.	1	9200XX
3.630	92.20	1.5mm-1.5mm-3mm	Gas Nitrited	CUS	IPA	CUS	Std.	1	3635GNX
3.632	92.25	1.0mm-1.2mm-2.8mm	Gas Nitrited	SGP	IPN	CUS	Std.	1	9225XX
3.635	92.33	1.5mm-1.5mm-3mm	Gas Nitrited	CUS	IPA	CUS	Std.	1	3635GNX
3.640	92.46	1.5mm-1.5mm-3mm	Gas Nitrited	CUS	IPA	CUS	Std.	1	3640GNX
3.642	92.50	1.0mm-1.2mm-2.8mm	Moly	CUS	IPA	CUS	Std.	1	3642XC
3.642	92.50	1.0mm-1.2mm-2.8mm	Gas Nitrited	SGP	IPN	CUS	Std.	1	9250XX
3.650	92.71	1.5mm-1.5mm-3mm	Gas Nitrited	CUS	IPA	CUS	Std.	1	3650GNX
3.651	92.75	1.0mm-1.2mm-2.8mm	Gas Nitrited	SGP	IPN	CUS	Std.	1	9275XX
3.661	93.00	1.0mm-1.2mm-2.8mm	Moly	CUS	IPA	CUS	Std.	1	3661XC
3.661	93.00	1.0mm-1.2mm-2.8mm	Gas Nitrited	SGP	IPN	CUS	Std.	1	9300XX
3.681	93.50	1.0mm-1.2mm-2.8mm	Gas Nitrited	SGP	IPN	CUS	Std.	1	9350XX
3.701	94.00	1.0mm-1.2mm-2.8mm	Moly	CUS	IPA	CUS	Std.	1	3701XC
3.701	94.00	1.0mm-1.2mm-2.8mm	Gas Nitrited	SGP	IPN	CUS	Std.	1	9400XX
3.701	94.00	2.0mm-2.0mm-4mm			IPT				3701E
3.711	94.25	1.0mm-1.2mm-2.8mm	Gas Nitrited	SGP	IPN	CUS	Std.	1	9425XX
3.720	94.50	1.0mm-1.2mm-2.8mm	Gas Nitrited	SGP	IPN	CUS	Std.	1	9450XX
3.740	95.00	1.0mm-1.2mm-2.8mm	Gas Nitrited	SGP	IPN	CUS	Std.	1	9500XX
3.740	95.00	1.2mm-1.5mm-4.0mm	Moly	CUS	IPA	CUS	Std.	1	3740XH
3.741	95.00	1.2mm-1.5mm-2.0mm	Moly	CUS	IPA	CUF	Std.	1	3741XS
3.760	95.50	1.0mm-1.2mm-2.8mm	Gas Nitrited	SGP	IPN	CUS	Std.	1	9550XX
3.760	95.50	1.2mm-1.5mm-2.0mm	Moly	CUS	IPA	CUF	Std.	1	9550XS
3.760	95.50	1.2mm-1.5mm-4.0mm	Moly	CUS	IPA	CUS	Std.	1	3760XH
3.766	95.67	1.5mm-1.5mm-3.0mm	Gas Nitrited	SGP	IPN	CUS	Std.	1	3766GNX
3.766	95.67	1/16-1/16-3/16	Moly	DMB	IPT	CUS	Std.	1	3766H
3.770	95.75	1.0mm-1.2mm-2.8mm	Gas Nitrited	SGP	IPN	CUS	Std.	1	9575XX
3.780	96.00	1.2mm-1.2mm-3mm	Gas Nitrited	SGP	IPN	CUS	Std.	1	3780GFX
3.780	96.00	1.0mm-1.2mm-2.8mm	Gas Nitrited	SGP	IPN	CUS	Std.	1	9600XX
3.780	96.00	1.2mm-1.5mm-2.0mm	Moly	CUS	IPA	CUF	Std.	1	9600XS

DIAMETRIC RING CHART

Diametric Ring Chart

Bore Size (In.)	Bore Size (MM)	Ring Width	Top Ring Type	Top Ring Code	2nd Ring Code	Oil Ring Code	Oil Ring Tension	# in Set	Set Part Number
3.780	96.00	1.2mm-1.5mm-4.0mm	Moly	CUS	IPA	CUS	Std.	1	3780XH
3.785	96.14	1/16-1/16-3mm	Moly	DMB	IPT	CUS	Std.	1	3785HF
3.796	96.42	1.5mm-1.5mm-3.0mm	Gas Nitrited	SGP	IPN	CUS	Std.	1	3796GNX
3.796	96.42	1/16-1/16-3/16	Moly	DMB	IPT	CUS	Std.	1	3796H
3.800	96.50	1.0mm-1.2mm-2.8mm	Gas Nitrited	SGP	IPN	CUS	Std.	1	9650XX
3.800	96.50	1.2mm-1.5mm-2.0mm	Moly	CUS	IPA	CUF	Std.	1	9650XS
3.800	96.50	1.2mm-1.2mm-3mm	Gas Nitrited	SGP	IPN	CUS	Std.	1	3800GFX
3.805	96.65	1/16-1/16-3mm	Moly	DMB	IPT	CUS	Std.	1	3805HF
3.810	96.77	1.5mm-1.5mm-3mm	Gas Nitrited	SGP	IPN	CUS	Std.	1	3810GNX
3.810	96.77	1/16-1/16-3/16	Moly	DMB	IPT	CUL	low	1	3810A
3.819	97.00	1.2mm-1.5mm-2.0mm	Moly	CUS	IPA	CUF	Std.	1	3819XS
3.819	97.00	1.2mm-1.5mm-2.0mm	Steel Moly	SGP	IPN	CUF	Std.	1	9700VF
3.819	97.00	1.2mm-1.5mm-4.0mm	Moly	CUS	IPA	CUS	Std.	1	3819XH
3.820	97.03	1.5mm-1.5mm-3.0mm	Gas Nitrited	SGP	IPN	CUS	Std.	1	3820GNX
3.820	97.03	1/16-1/16-3/16	Moly	DMB	IPT	CUL	low	1	3820A
3.820	97.03	1/16-1/16-3/16	Moly	DMB	IPT	CUS	Std.	1	3820H
3.820	97.03	1/16-1/16-3/16	Moly	DMB	IPT	CUF	Std.	8	S100S8-3820-5
3.830	97.28	1.5mm-1.5mm-3mm	Gas Nitrited	SGP	IPN	CUS	Std.	1	3830GNX
3.830	97.28	1/16-1/16-3/16	Moly	DMB	IPT	CUS	Std.	1	3830H
3.830	97.28	1/16-1/16-3/16	Moly	DMB	IPT	CUF	Std.	8	S100S8-3830-5
3.835	97.41	1.5mm-1.5mm-3mm	Gas Nitrited	SGP	IPN	CUS	Std.	1	3835GNX
3.839	97.50	1.2mm-1.5mm-2.0mm	Moly	CUS	IPA	CUF	Std.	1	9750XS
3.839	97.50	1.2mm-1.5mm-2.0mm	Steel Moly	SGP	IPN	CUF	Std.	1	9750VF
3.839	97.50	1.2mm-1.5mm-4.0mm	Moly	CUS	IPA	CUS	Std.	1	3839XH
3.840	97.54	1.5mm-1.5mm-3.0mm	Gas Nitrited	SGP	IPN	CUS	Std.	1	3840GNX
3.840	97.54	1/16-1/16-3/16	Moly	DMB	IPT	CUS	Std.	1	3840H
3.858	98.00	1.2mm-1.5mm-2.0mm	Moly	CUS	IPA	CUF	Std.	1	3858XS
3.858	98.00	1.2mm-1.5mm-2.0mm	Steel Moly	SGP	IPN	CUF	Std.	1	9800VF
3.858	98.00	1.2mm-1.5mm-4.0mm	Moly	CUS	IPA	CUS	Std.	1	3858XH
3.897	99.00	1.2mm-1.5mm-2.0mm	Moly	CUS	IPA	CUF	Std.	1	9900XS
3.905	99.19	1/16-1/16-3/16	Moly	DMB	IPT	CUS	Std.	1	3905H
3.905	99.19	1.5mm-1.5mm-3mm	Moly	DMB	IPT	CUL	low	1	39050GK
3.905	99.19	.047-.047-3mm	Gas Nitrited	SGP	IPN	CUS	Std.	1	3905GFX
3.910	99.31	1/16-1/16-3mm	Moly	DMB	IPT	CUS	Std.	1	3910HF
3.915	99.44	1/16-1/16-3/16	Moly	DMB	IPT	CUS	Std.	1	3915H
3.917	99.50	1.0mm-1.2mm-2.8mm	Gas Nitrited	SGP	IPN	CUS	Std.	1	9950XX
3.917	99.50	1.2mm-1.2mm-3.0mm	Gas Nitrited	SGP	IPN	CUS	Std.	1	3917GFX
3.917	99.50	1.2mm-1.5mm-2.0mm	Steel Moly	SGP	IPN	CUF	Std.	1	9950VF
3.927	99.75	1.0mm-1.2mm-2.8mm	Gas Nitrited	SGP	IPN	CUS	Std.	1	9975XX
3.927	99.75	1.2mm-1.5mm-2.0mm	Steel Moly	SGP	IPN	CUF	Std.	1	9975VF

All W's are sets of 8 - rest are sold per piston

Example Part Number: W-10008-4000-5

W = Wiseco **1000** = Ring Series **8** = Cylinders Per Set **4000** = Bore Size **5** = .005 Oversize

DIAMETRIC RING CHART

Diametric Ring Chart

Bore Size (In.)	Bore Size (MM)	Ring Width	Top Ring Type	Top Ring Code	2nd Ring Code	Oil Ring Code	Oil Ring Tension	# in Set	Set Part Number
3.927	99.75	1.2mm-1.2mm-3.0mm	Gas Nitrited	SGP	IPN	CUS	Std.	1	3927GFX
3.935	99.95	1/16-1/16-3/16	Moly	DMB	IPT	CUS	Std.	1	3935H
3.937	100.00	1.0mm-1.2mm-2.8mm	Gas Nitrited	SGP	IPN	CUS	Std.	1	10000XX
3.937	100.00	1.2mm-1.2mm-3.0mm	Gas Nitrited	SGP	IPN	CUS	Std.	1	3937GFX
3.937	100.00	1.2mm-1.5mm-2.0mm	Moly	CUS	IPA	CUF	Std.	1	3937XS
3.937	100.00	1.2mm-1.5mm-2.0mm	Steel Moly	SGP	IPN	CUF	Std.	1	10000VF
3.937	100.00	1.2mm-1.5mm-4.0mm	Moly	CUS	IPA	CUS	Std.	1	3937XH
3.940	100.08	1/16-1/16-3/16	Moly	DMB	IPT	CUS	Std.	1	3940H
3.940	100.08	5/64-5/64-3/16	Moly	DMB	IPT	CUS	Std.	1	3940VK
3.947	100.25	1.2mm-1.5mm-2.0mm	Steel Moly	SGP	IPN	CUF	Std.	1	10025VF
3.950	100.33	1/16-1/16-3/16	Moly	DMB	IPT	CUS	Std.	1	3950H
3.950	100.33	5/64-5/64-3/16	Moly	DMB	IPT	CUS	Std.	1	3950VK
3.957	100.50	1.2mm-1.5mm-2.0mm	Moly	CUS	IPA	CUF	Std.	1	10050XS
3.957	100.50	1.2mm-1.5mm-2.0mm	Steel Moly	SGP	IPN	CUF	Std.	1	10050VF
3.977	101.00	1.2mm-1.5mm-2.0mm	Moly	CUS	IPA	CUF	Std.	1	10100XS
3.977	101.00	1.2mm-1.5mm-2.0mm	Steel Moly	SGP	IPN	CUF	Std.	1	10010VF
3.977	101.00	1.2mm-1.5mm-4.0mm	Moly	CUS	IPA	CUS	Std.	1	3977XH
4.000	101.60	1/16-1/16-3/16	Moly	DMB	IPT	CUS	Std.	1	4000H
4.000	101.60	1/16-1/16-3/16	Moly	DMB	IPT	CUL	low	8	J10008-4000-5
4.000	101.60	1/16-1/16-3/16	Moly	DMB	IPT	CUS	Std.	8	J100F8-4000-5
4.000	101.60	1.5-1.5-3mm	Moly	DMR	IPC	CUL	low	8	J60008-4000-5
4.000	101.60	.047-.047-3mm	Gas Nitrited	SGP	IPN	CUS	Std.	1	4000GFX
4.000	101.60	1/16-1/16-3/16	Moly	DMB	IPT	CUF	Std.	8	S100S8-4000-5
4.005	101.73	1/16-1/16-3/16	Moly	DMB	IPT	CUS	Std.	1	4005H
4.005	101.73	1/16-1/16-3mm	Moly	DMB	IPT	CUS	Std.	1	4005HF
4.007	101.78	.047-.047-3mm	Gas Nitrited	SGP	IPN	CUS	Std.	1	4007GFX
4.010	101.85	1/16-1/16-3/16	Moly	DMB	IPT	CUS	Std.	8	J100F8-4010-0
4.014	101.96	.047-.047-3mm	Gas Nitrited	SGP	IPN	CUS	Std.	1	4014GFX
4.016	102.00	1.2mm-1.5mm-2.0mm	Moly	CUS	IPA	CUF	Std.	1	10200XS
4.016	102.00	1.2mm-1.5mm-4.0mm	Moly	CUS	IPA	CUS	Std.	1	4016XH
4.020	102.11	1/16-1/16-3/16	Moly	DMB	IPT	CUL	low	8	J10008-4020-5
4.020	102.11	1/16-1/16-3/16	Moly	DMB	IPT	CUS	Std.	8	J100F8-4020-5
4.020	102.11	1/16-1/16-3/16	Moly	DMB	IPT	CUF	Std.	8	S100S8-4020-5
4.022	102.16	.047-.047-3mm	Gas Nitrited	SGP	IPN	CUS	Std.	1	4022GFX
4.027	102.29	.047-.047-3mm	Gas Nitrited	SGP	IPN	CUS	Std.	1	4027GFX
4.030	102.36	1/16-1/16-3/16	Moly	DMB	IPT	CUS	Std.		4030H
4.030	102.36	1/16-1/16-3/16	Moly	DMB	IPT	CUL	low	8	J10008-4030-5
4.030	102.36	1/16-1/16-3/16	Moly	DMB	IPT	CUS	Std.	8	J100F8-4030-5
4.030	102.36	1/16-1/16-3mm	Moly	DMB	IPT	CUL	low	8	J30008-4030-5
4.030	102.36	1.5-1.5-3mm	Moly	DMR	IPC	CUL	low	8	J60008-4030-5
4.030	102.36	.043-.043-3mm	Moly	DMR	IPC	CUL	low	8	JG7708-4030-5
4.030	102.36	1/16-1/16-3/16	Moly	DMB	IPT	CUF	Std.	8	S100S8-4030-5
4.032	102.41	.047-.047-3mm	Gas Nitrited	SGP	IPN	CUS	Std.	1	4032GFX
4.035	102.49	1/16-1/16-3mm	Moly	DMB	IPT	CUS	Std.	1	4035HF
4.037	102.54	.047-.047-3mm	Gas Nitrited	SGP	IPN	CUS	Std.	1	4037GFX
4.040	102.62	1/16-1/16-3/16	Moly	DMB	IPT	CUS	Std.	1	4040H

DIAMETRIC RING CHART

Diametric Ring Chart

Bore Size (In.)	Bore Size (MM)	Ring Width	Top Ring Type	Top Ring Code	2nd Ring Code	Oil Ring Code	Oil Ring Tension	# in Set	Set Part Number
4.040	102.62	1/16-1/16-3/16	Moly	DMB	IPT	CUL	low	8	J10008-4040-5
4.040	102.62	1/16-1/16-3/16	Moly	DMB	IPT	CUS	Std.	8	J100F8-4040-5
4.040	102.62	1/16-1/16-3mm	Moly	DMB	IPT	CUL	low	8	J30008-4040-5
4.040	102.62	.043-.043-3mm	Moly	DMR	IPC	CUL	low	8	JG7708-4040-5
4.040	102.62	.043-.043-3mm	Moly	DMR	IPC	CUL	Std.	8	J700F8-4040-5
4.040	102.62	1/16-1/16-3/16	Moly	DMB	IPT	CUF	Std.	8	S100S8-4040-5
4.042	102.67	.047-.047-3mm	Gas Nitrited	SGP	IPN	CUS	Std.	1	4042GFX
4.047	102.79	.047-.047-3mm	Gas Nitrited	SGP	IPN	CUS	Std.	1	4047GFX
4.050	102.87	1/16-1/16-3/16	Moly	DMB	IPT	CUS	Std.	1	4050H
4.052	102.92	.047-.047-3mm	Gas Nitrited	SGP	IPN	CUS	Std.	1	4052GFX
4.055	103.00	1.2mm-1.5mm-2.0mm	Moly	CUS	IPA	CUF	Std.	1	10300XS
4.057	103.05	.047-.047-3mm	Gas Nitrited	SGP	IPN	CUS	Std.	1	4057GFX
4.060	103.12	1/16-1/16-3/16	Moly	DMB	IPT	CUL	low	8	J10008-4060-5
4.060	103.12	1/16-1/16-3/16	Moly	DMB	IPT	CUS	Std.	8	J100F8-4060-5
4.060	103.12	1/16-1/16-3mm	Moly	DMB	IPT	CUL	low	8	J30008-4060-5
4.060	103.12	.043-1/16-3mm	Moly	DMB	IPT	CUL	low	8	J40008-4060-5
4.060	103.12	.043-.043-3mm	Moly	DMR	IPC	CUL	low	8	JG7708-4060-5
4.060	103.12	1.2-1.5-3mm	Moly	DMR	IPC	CUL	low	8	J91008-4060-5
4.060	103.12	.047-.047-3mm	Gas Nitrited	SGP	IPN	CUS	Std.	1	4060GFX
4.060	103.12	1/16-1/16-3/16	Moly	DMB	IPT	CUF	Std.	8	S100S8-4060-5
4.062	103.17	.047-.047-3mm	Gas Nitrited	SGP	IPN	CUS	Std.	1	4062GFX
4.067	103.30	.047-.047-3mm	Gas Nitrited	SGP	IPN	CUS	Std.	1	4067GFX
4.070	103.38	.047-.047-3mm	Gas Nitrited	SGP	IPN	CUS	Std.	1	4070GFX
4.070	103.38	1/16-1/16-3/16	Moly	DMB	IPT	CUS	Std.	1	4070H
4.070	103.38	1/16-1/16-3mm	Moly	DMB	IPT	CUS	Std.	1	4070HF
4.072	103.43	.047-.047-3mm	Gas Nitrited	SGP	IPN	CUS	Std.	1	4072GFX
4.075	103.51	1/16-1/16-3mm	Moly	DMB	IPT	CUS	Std.	1	4075HF
4.080	103.63	.043-.043-3mm	Moly	DMR	IPC	CUL	low	8	JG7708-4080-5
4.080	103.63	.047-.047-3mm	Gas Nitrited	SGP	IPN	CUS	Std.	1	4080GFX
4.080	103.63	1/16-1/16-3mm	Moly	DMB	IPT	CUS	Std.	1	4080HF
4.082	103.68	.047-.047-3mm	Gas Nitrited	SGP	IPN	CUS	Std.	1	4082GFX
4.094	104.00	1.2mm-1.5mm-2.0mm	Moly	CUS	IPA	CUF	Std.	1	10400XS
4.100	104.14	1.2-1.5-3mm	Moly	DMR	IPC	CUL	low	8	J91008-4100-5
4.100	104.14	1/16-1/16-3/16	Moly	DMB	IPT	CUS	Std.	1	4102H
4.100	104.14	1/16-1/16-3mm	Moly	DMB	IPT	CUS	Std.	1	4103HF
4.102	104.19	.047-.047-3mm	Gas Nitrited	SGP	IPN	CUS	Std.	1	4102GFX
4.110	104.39	1/16-1/16-3/16	Moly	DMB	IPT	CUS	Std.	1	4110H
4.110	104.39	1/16-1/16-3/16	Moly	DMB	IPT	CUF	Std.	8	S100S8-4110-5
4.120	104.65	.043-.043-3mm	Moly	DMR	IPC	CUL	low	8	JG7708-4120-5
4.125	104.78	1/16-1/16-3/16	Moly	DMB	IPT	CUS	Std.	1	4125H

All W's are sets of 8 - rest are sold per piston

Example Part Number: W-10008-4000-5

W = Wiseco **1000** = Ring Series **8** = Cylinders Per Set **4000** = Bore Size **5** = .005 Oversize

DIAMETRIC RING CHART

Diametric Ring Chart

Bore Size (In.)	Bore Size (MM)	Ring Width	Top Ring Type	Top Ring Code	2nd Ring Code	Oil Ring Code	Oil Ring Tension	# in Set	Set Part Number
4.125	104.78	1/16-1/16-3/16	Moly	DMB	IPT	CUL	low	8	J10008-4125-5
4.125	104.78	1/16-1/16-3/16	Moly	DMB	IPT	CUS	Std.	8	J100F8-4125-5
4.125	104.78	1/16-1/16-3mm	Moly	DMB	IPT	CUL	low	8	J30008-4125-5
4.125	104.78	1/16-1/16-3mm	Moly	DMB	IPT	CUS	Std.	1	4125HF
4.125	104.78	.043-.043-3mm	Moly	DMR	IPC	CUL	low	8	JG7708-4125-5
4.125	104.78	.043-1.5-3mm	Moly	DMR	IPC	CUL	low	8	J70T08-4125-5
4.125	104.78	1.2-1.5-3mm	Moly	DMR	IPC	CUL	low	8	J91008-4125-5
4.125	104.78	1.5-1.5-3mm	Moly	DMR	IPC	CUL	low	8	J60008-4125-5
4.125	104.78	1/16-1/16-3/16	Moly	DMB	IPT	CUF	Std.	8	S100S8-4125-5
4.127	104.83	.047-.047-3mm	Gas Nitrited	SGP	IPN	CUS	Std.	1	4127GFX
4.130	104.90	1/16-1/16-3/16	Moly	DMB	IPT	CUL	low	8	J10008-4130-5
4.130	104.90	1/16-1/16-3/16	Moly	DMB	IPT	CUS	Std.	8	J100F8-4130-5
4.130	104.90	.043-.043-3mm	Moly	DMR	IPC	CUL	low	8	JG7708-4130-5
4.132	104.95	.047-.047-3mm	Gas Nitrited	SGP	IPN	CUS	Std.	1	4132GFX
4.135	105.03	1/16-1/16-3/16	Moly	DMB	IPT	CUL	low	8	J10008-4135-5
4.135	105.03	1/16-1/16-3/16	Moly	DMB	IPT	CUS	Std.	8	J100F8-4135-5
4.135	105.03	1.5-1.5-3mm	Moly	DMR	IPC	CUL	low	8	J60008-4135-5
4.137	105.08	.047-.047-3mm	Gas Nitrited	SGP	IPN	CUS	Std.	1	4137GFX
4.145	105.28	1/16-1/16-3/16	Moly	DMB	IPT	CUL	low	8	J10008-4145-5
4.145	105.28	1/16-1/16-3/16	Moly	DMB	IPT	CUS	Std.	8	J100F8-4145-5
4.145	105.28	.043-.043-3mm	Moly	DMR	IPC	CUL	low	8	JG7708-4145-5
4.145	105.28	1/16-1/16-3/16	Moly	DMB	IPT	CUF	Std.	8	S100S8-4145-5
4.147	105.33	.047-.047-3mm	Gas Nitrited	SGP	IPN	CUS	Std.	1	4147GFX
4.155	105.54	1/16-1/16-3/16	Moly	DMB	IPT	CUS	Std.	1	4155H
4.155	105.54	1/16-1/16-3/16	Moly	DMB	IPT	CUL	low	8	J10008-4155-5
4.155	105.54	1/16-1/16-3/16	Moly	DMB	IPT	CUS	Std.	8	J100F8-4155-5
4.155	105.54	1/16-1/16-3mm	Moly	DMB	IPT	CUS	Std.	1	4155HF
4.155	105.54	.043-.043-3mm	Moly	DMR	IPC	CUL	low	8	JG7708-4155-5
4.155	105.54	.043-1/16-3/16	Moly	DMR	IPC	CUL	low	8	J20008-4155-5
4.155	105.54	1/16-1/16-3/16	Moly	DMB	IPT	CUF	Std.	8	S100S8-4155-5
4.158	105.61	.047-.047-3mm	Gas Nitrited	SGP	IPN	CUS	Std.	1	4158GFX
4.160	105.66	1/16-1/16-3/16	Moly	DMB	IPT	CUS	Std.	1	4160H
4.165	105.79	1/16-1/16-3/16	Moly	DMB	IPT	CUS	Std.	1	4165H
4.165	105.79	1/16-1/16-3/16	Moly	DMB	IPT	CUL	low	8	J10008-4165-5
4.165	105.79	1/16-1/16-3/16	Moly	DMB	IPT	CUS	Std.	8	J100F8-4165-5
4.165	105.79	.043-.043-3mm	Moly	DMR	IPC	CUL	low	8	JG7708-4165-5
4.165	105.79	1/16-1/16-3/16	Moly	DMB	IPT	CUF	Std.	8	S100S8-4165-5
4.168	105.87	.047-.047-3mm	Gas Nitrited	SGP	IPN	CUS	Std.	1	4168GFX
4.185	106.30	1/16-1/16-3/16	Moly	DMB	IPT	CUS	Std.	1	4185H
4.185	106.30	1/16-1/16-3/16	Moly	DMB	IPT	CUS	Std.	8	J100F8-4185-5
4.185	106.30	.043-.043-3mm	Moly	DMR	IPC	CUL	low	8	JG7708-4185-5
4.188	106.38	.047-.047-3mm	Steel Moly	DMB	IPC	CUS	Std.	1	4188GFM
4.195	106.55	1/16-1/16-3/16	Moly	DMB	IPT	CUS	Std.	1	4195H
4.195	106.55	1/16-1/16-3/16	Moly	DMB	IPT	CUF	Std.	8	S100S8-4195-5

DIAMETRIC RING CHART

Diametric Ring Chart

Bore Size (In.)	Bore Size (MM)	Ring Width	Top Ring Type	Top Ring Code	2nd Ring Code	Oil Ring Code	Oil Ring Tension	# in Set	Set Part Number
4.200	106.68	1/16-1/16-3mm	Moly	DMB	IPT	CUS	Std.	1	4200HF
4.203	106.76	.047-.047-3mm	Steel Moly	DMB	IPC	CUS	Std.	1	4203GFM
4.210	106.93	1/16-1/16-3/16	Moly	DMB	IPT	CUS	Std.	1	4210H
4.210	106.93	1/16-1/16-3/16	Moly	DMB	IPT	CUF	Std.	8	S100S8-4210-5
4.250	107.95	1/16-1/16-3/16	Moly	DMB	IPT	CUS	Std.	1	4250H
4.250	107.95	1/16-1/16-3/16	Moly	DMB	IPT	CUS	Std.	8	J100F8-4250-5
4.250	107.95	5/64-5/64-3/16	Moly	DMB	IPT	CUS	Std.	8	JP00F8-4250-5
4.260	108.20	1/16-1/16-3/16	Moly	DMB	IPT	CUS	Std.	1	4260H
4.263	108.28	1/16-1/16-3/16	Moly	DMB	IPT	CUS	Std.	1	4263H
4.265	108.33	1/16-1/16-3/16	Moly	DMB	IPT	CUF	Std.	8	S100S8-4265-5
4.275	108.59	1/16-1/16-3/16	Moly	DMB	IPT	CUF	Std.	8	S100S8-4275-5
4.280	108.71	1/16-1/16-3/16	Moly	DMB	IPT	CUS	Std.	1	4280H
4.280	108.71	1/16-1/16-3/16	Moly	DMB	IPT	CUS	Std.	8	J100F8-4280-5
4.280	108.71	1/16-1/16-3/16	Moly	DMB	IPT	CUF	Std.	8	S100S8-4280-5
4.285	108.84	1/16-1/16-3/16	Moly	DMB	IPT	CUF	Std.	8	S100S8-4285-5
4.290	108.97	1/16-1/16-3/16	Moly	DMB	IPT	CUS	Std.	1	4290H
4.290	108.97	1/16-1/16-3/16	Moly	DMB	IPT	CUF	Std.	8	S100S8-4290-5
4.310	109.47	1/16-1/16-3/16	Moly	DMB	IPT	CUS	Std.	1	4310H
4.310	109.47	1/16-1/16-3/16	Moly	DMB	IPT	CUS	Std.	8	J100F8-4310-5
4.310	109.47	1/16-1/16-3/16	Moly	DMB	IPT	CUF	Std.	8	S100S8-4310-5
4.320	109.73	1/16-1/16-3/16	Moly	DMB	IPT	CUS	Std.	1	4320H
4.320	109.73	1/16-1/16-3/16	Moly	DMB	IPT	CUS	Std.	8	J100F8-4320-5
4.320	109.73	1/16-1/16-3/16	Moly	DMB	IPT	CUF	Std.	8	S100S8-4320-5
4.350	110.49	1/16-1/16-3/16	Moly	DMB	IPT	CUS	Std.	1	4350H
4.350	110.49	1/16-1/16-3/16	Moly	DMB	IPT	CUL	low	8	J10008-4350-5
4.350	110.49	1/16-1/16-3/16	Moly	DMB	IPT	CUS	Std.	8	J100F8-4350-5
4.350	110.49	1/16-1/16-3/16	Moly	DMB	IPT	CUF	Std.	8	S100S8-4350-5
4.360	110.74	1/16-1/16-3/16	Moly	DMB	IPT	CUS	Std.	1	4360H
4.360	110.74	1/16-1/16-3/16	Moly	DMB	IPT	CUF	Std.	8	S100S8-4360-5
4.375	111.13	1/16-1/16-3/16	Moly	DMB	IPT	CUS	Std.	1	4375H
4.375	111.13	1/16-1/16-3/16	Moly	DMB	IPT	CUL	low	8	J10008-4375-5
4.375	111.13	1/16-1/16-3/16	Moly	DMB	IPT	CUS	Std.	8	J100F8-4375-5
4.375	111.13	1/16-1/16-3/16	Moly	DMB	IPT	CUF	Std.	8	S100S8-4375-5
4.380	111.25	1/16-1/16-3/16	Moly	DMB	IPT	CUS	Std.	1	4380H
4.390	111.51	1/16-1/16-3/16	Moly	DMB	IPT	CUS	Std.	1	4390H
4.390	111.51	1/16-1/16-3/16	Moly	DMB	IPT	CUS	Std.	8	J100F8-4390-5
4.390	111.51	1/16-1/16-3/16	Moly	DMB	IPT	CUF	Std.	8	S100S8-4390-5
4.440	112.78	1/16-1/16-3/16	Moly	DMB	IPT	CUL	low	8	J10008-4440-5
4.440	112.78	1/16-1/16-3/16	Moly	DMB	IPT	CUS	Std.	8	J100F8-4440-5

All W's are sets of 8 - rest are sold per piston

Example Part Number: W-10008-4000-5

W = Wiseco **1000** = Ring Series **8** = Cylinders Per Set **4000** = Bore Size **5** = .005 Oversize

DIAMETRIC RING CHART

Diametric Ring Chart

Bore Size (In.)	Bore Size (MM)	Ring Width	Top Ring Type	Top Ring Code	2nd Ring Code	Oil Ring Code	Oil Ring Tension	# in Set	Set Part Number
4.470	113.54	1/16-1/16-3/16	Moly	DMB	IPT	CUS	Std.	1	4470H
4.470	113.54	1/16-1/16-3/16	Moly	DMB	IPT	CUS	Std.	8	J100S8-4470-5
4.470	113.54	1/16-1/16-3/16	Moly	DMB	IPT	CUF	Std.	8	S100S8-4470-5
4.500	114.30	1/16-1/16-3/16	Moly	DMB	IPT	CUS	Std.	1	4500H
4.500	114.30	1/16-1/16-3/16	Moly	DMB	IPT	CUL	low	8	J10008-4500-5
4.500	114.30	1/16-1/16-3/16	Moly	DMB	IPT	CUS	Std.	8	J100F8-4500-5
4.500	114.30	1/16-1/16-3/16	Manganese	DMB	IPT	CUS	Std.	8	J820F8-4500-5
4.500	114.30	.043-1/16-3/16	Manganese	HPR	IPT	CUS	Std.	8	JG86F8-4500-5
4.500	114.30	1/16-1/16-3/16	Moly	DMB	IPT	CUF	Std.	8	S100S8-4500-5
4.530	115.06	1/16-1/16-3/16	Moly	DMB	IPT	CUS	Std.	1	4530H
4.530	115.06	1/16-1/16-3/16	Moly	DMB	IPT	CUS	Std.	8	J100F8-4530-5
4.530	115.06	.043-1/16-3/16	Manganese	HPR	IPT	CUS	Std.	8	JG86F8-4530-5
4.530	115.06	1/16-1/16-3/16	Moly	DMB	IPT	CUF	Std.	8	S100S8-4530-5
4.560	115.82	1/16-1/16-3/16	Moly	DMB	IPT	CUS	Std.	1	4560H
4.560	115.82	1/16-1/16-3/16	Moly	DMB	IPT	CUL	low	8	J10008-4560-5
4.560	115.82	1/16-1/16-3/16	Moly	DMB	IPT	CUS	Std.	8	J100H8-4560-5
4.560	115.82	.043-1/16-3/16	Manganese	HPR	IPT	CUS	Std.	8	JG86H8-4560-5
4.560	115.82	.043-.043-3mm	Moly	DMR	IPT	CUF	low	8	JG7708-4560-5
4.560	115.82	1/16-1/16-3/16	Moly	DMB	IPT	CUF	Std.	8	S100S8-4560-5
4.570	116.08	1/16-1/16-3/16	Moly	DMB	IPT	CUS	Std.	1	4570H
4.580	116.33	.043-1/16-3/16	Manganese	HPR	IPT	CUS	Std.	8	JG86F8-4580-5
4.600	116.84	1/16-1/16-3/16	Moly	DMB	IPT	CUS	Std.	1	4600H
4.600	116.84	1/16-1/16-3/16	Moly	DMB	IPT	CUL	low	8	J100U8-4600-5
4.600	116.84	1/16-1/16-3/16	Moly	DMB	IPT	CUS	Std.	8	J100L8-4600-5
4.600	116.84	.043-1/16-3/16	Moly	DMB	IPT	CUL	low	8	J200U8-4600-5
4.600	116.84	.043-1/16-3/16	Manganese	HPR	IPT	CUS	Std.	8	JG86L8-4600-5
4.600	116.84	.043-.043-3mm	Moly	DMR	IPT	CUF	low	8	JG7708-4600-5
4.600	116.84	1/16-1/16-3/16	Moly	DMB	IPT	CUF	Std.	8	S100S8-4600-5
4.610	117.09	.043-1/16-3/16	Manganese	HPR	IPT	CUS	Std.	8	JG86H8-4610-5
4.610	117.09	.043-.043-3mm	Moly	DMR	IPT	CUF	low	8	JG7708-4610-5
4.625	117.48	1/16-1/16-3/16	Moly	DMB	IPT	CUS	Std.	8	J100F8-4625-5
4.625	117.48	.043-1/16-3/16	Manganese	HPR	IPT	CUS	Std.	8	JG86S8-4625-5
4.625	117.48	.043-.043-3mm	Moly	DMR	IPT	CUF	low	8	JG7708-4625-5

All W's are sets of 8 - rest are sold per piston

Example Part Number: W-10008-4000-5

W = Wiseco **1000** = Ring Series **8** = Cylinders Per Set **4000** = Bore Size **5** = .005 Oversize

RING COMPRESSOR SLEEVES

Wiseco Ring Compressor Sleeve Benefits

- Machined from Wiseco sleeve forgings to offer the same toughness as Wiseco's forged pistons.
- Hard anodized and Teflon coated for low friction and prolonged wear resistance.
- Sleeves have a smooth radius that tapers down to the specific bore size.
- Compresses the piston rings smoothly and evenly.
- Greatly reduces the difficulty with installing thin high-per formance oil rings.

Ring Compression Sleeves

Part Number	Bore Size(mm)	Bore Size(in)
RCS06550	65.50	2.579
RCS06600	66.00	2.598
RCS06650	66.50	2.618
RCS06700	67.00	2.638
RCS06750	67.50	2.657
RCS06800	68.00	2.677
RCS06900	69.00	2.717
RCS07000	70.00	2.756
RCS07061	70.61	2.780
RCS07087	70.87	2.790
RCS07112	71.12	2.800
RCS07137	71.37	2.810
RCS07200	72.00	2.835
RCS07300	73.00	2.874
RCS07340	73.40	2.890
RCS07400	74.00	2.913
RCS07450	74.50	2.933
RCS07500	75.00	2.953
RCS07550	75.50	2.972
RCS07600	76.00	2.992
RCS07680	76.80	3.024
RCS07700	77.00	3.031
RCS07750	77.50	3.051
RCS07800	78.00	3.071
RCS07900	79.00	3.110

Part Number	Bore Size(mm)	Bore Size(in)
RCS08000	80.00	3.150
RCS08100	81.00	3.189
RCS08150	81.50	3.209
RCS08200	82.00	3.228
RCS08250	82.50	3.248
RCS08300	83.00	3.268
RCS08350	83.50	3.287
RCS08400	84.00	3.307
RCS08450	84.50	3.327
RCS08500	85.00	3.346
RCS08550	85.50	3.366
RCS08600	86.00	3.386
RCS08650	86.50	3.406
RCS08700	87.00	3.425
RCS08750	87.50	3.445
RCS08800	88.00	3.465
RCST08800	88.00	3.465
RCS08850	88.50	3.484
RCST08850	88.50	3.484
RCS08900	89.00	3.504
RCS08950	89.50	3.524
RCS09000	90.00	3.543
RCS09050	90.50	3.563
RCS09100	91.00	3.583
RCS09200	92.00	3.622
RCS09250	92.50	3.642
RCS09300	93.00	3.661
RCS09350	93.50	3.681
RCS09400	94.00	3.701
RCS09450	94.50	3.720
RCS09500	95.00	3.740
RCS09550	95.50	3.760
RCS09600	96.00	3.780
RCS38000	96.52	3.800
RCS38100	96.77	3.810
RCS09700	97.00	3.819
RCS09750	97.50	3.839
RCS09800	98.00	3.858
RCS09850	98.50	3.878
RCS09900	99.00	3.898
RCS39040	99.14	3.903
RCS09950	99.50	3.917
RCST09950	99.50	3.917
RCST09975	99.75	3.927
RCS10000	100.00	3.937
RCST10000	100.00	3.937
RCS10100	101.00	3.976
RCS40000	101.60	4.000
RCS40050	101.73	4.005
RCS10200	102.00	4.016
RCS40200	102.11	4.020
RCS40300	102.36	4.030
RCS40400	102.62	4.040
RCS40500	102.87	4.050
RCS40600	103.12	4.060
RCS40700	103.38	4.070
RCS10400	104.00	4.094
RCS41250	104.78	4.125
RCS41350	105.03	4.135
RCS41450	105.28	4.145
RCS41550	105.41	4.150

Part #	Description	Price
	DECALS	
A. D58	Skull decal - 2.5" diameter	$2.00
B. D14	2" x 5" Wiseco Patch	$0.75
C. D18A	9.36"x 2.77" Fork decal - Black w/blk & red icon	$4.00
D. D17	2" x 12" NASCAR Decal	$0.50
E. D22	Sheet of 2, 4 1/2" Decals, plus 2 icons	$1.00
F. D24B	Black 18.5"x 3.25" High Temp Decal	$5.00
F. D24R	Red - 18.5"x 3.25" High Temp Decal	$5.00
F. D24W	White - 18.5"x 3.25" High Temp Decal	$5.00

Part #	Description	Price
	BANNERS *(not pictured)*	
W5497	12" x 3" Wiseco black and red on white	$29.86
	ACCESSORIES	
W5865	Piston Key Ring	$5.99
W6899	Umbrella (Large & durable)	$29.95

WISECO Performance Products

Visit wiseco.com for our latest swag!

W6894/5
$16.95
Flex Fit Cap
(W6894 S/M • W6895 L/XL)

W6483
$16.95
Knit Beanie
(Black, brown, pink, stone)

W6471
$22.95
Long Sleeve T-shirt
(Art - front, back & sleeves)

W6667
$24.95
Cross-skull T-shirt
(M-XXL)

VIEW. CAPTURE. ANALYZE.

INNOVATE MOTORSPORTS 18 CATALOG

Data Acquisition - Gauges - Solenoid Control - Wideband O^2 Control

INNOVATE MOTORSPORTS

Innovate Motorsports develops, manufactures, and supports universal digital tuning tools, including wideband air/fuel ratio meters, gauges, and data acquisitions systems. Every product ships with the powerful LogWorks engine analysis software.

Tuning for maximum performance used to be the exclusive domain of experts with dynos. While there is no substitute for knowledge and experience, a new wave of digital tuning tools is making it possible to precisely tune any engine without long and expensive dyno sessions. The key is to measure and record the critical metrics - air/fuel ratio, cylinder head temperature, injector duty cycle, etc., make one change at a time, and repeat the process.

K1 TECHNOLOGIES

K1 is dedicated to providing world-class performance parts at an affordable price.

K1 Technologies connecting rods offer world-class performance at an affordable price. Our race-ready connecting rods are made from 4340 forged steel, use premium bushing material and are hand finished in the USA. K1's Engineering Team has decades of experience designing components for professional racing engines and designs each rod for demanding race applications.

K1 Technologies crankshafts offer world-class performance at an affordable price. Our crankshafts are made from 4340 forged steel and core hardened to reduce stress and optimize tensile strength. Each crank is designed with counterweights placed for optimal load reduction and ease of balancing.



Important Dimensions

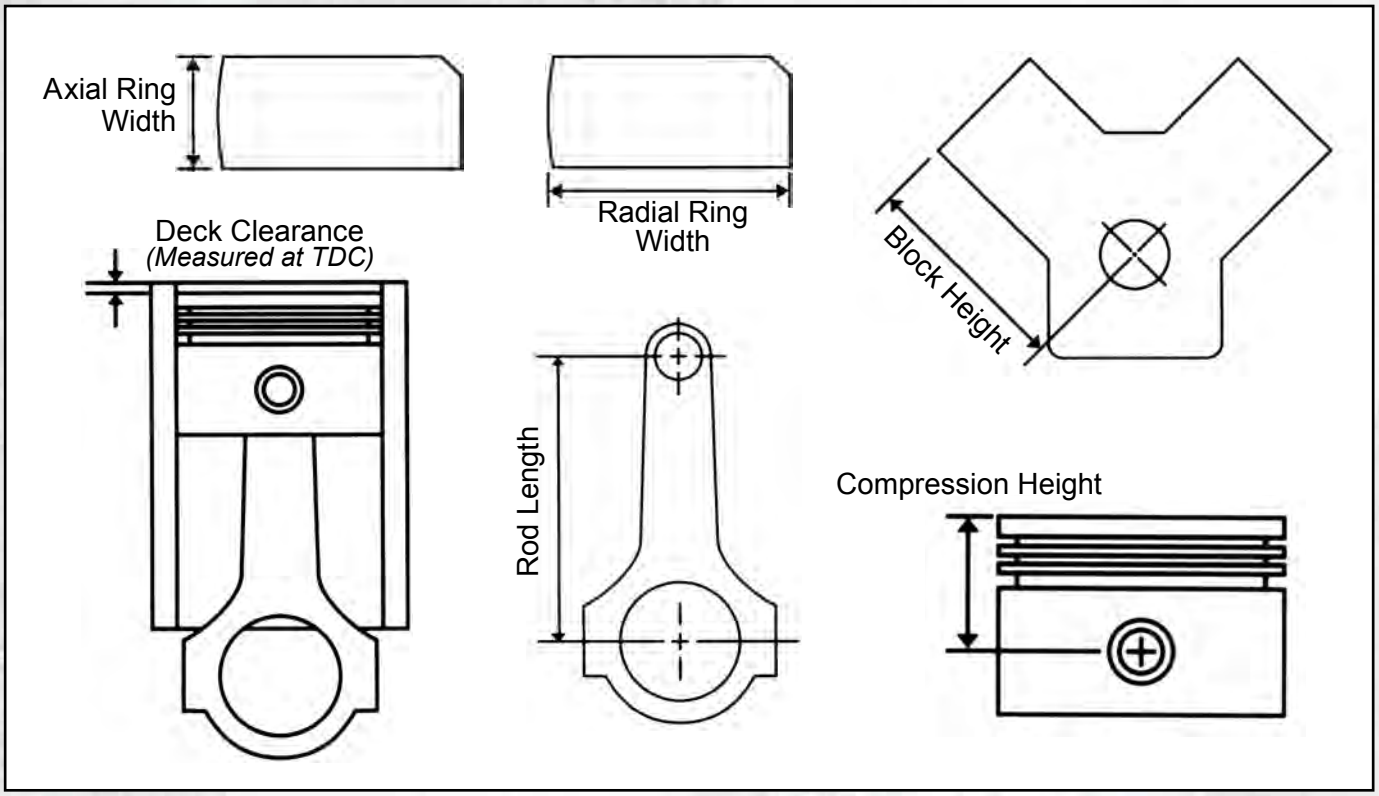

Piston Orientation

Replacement pistons for 8-cylinder Chevy & Chrysler motors

- Cylinders 1, 4, 5 & 8 are right pistons and have intake Valve Pockets on right side.
- Cylinders 2, 3, 6 & 7 are left pistons and have intake Valve Pockets on left side.
- 90^0 V-6 Chevy motors require 2 left and 4 right pistons.



Installing Spirolox®

With the leading tip of the lock in the 12 o'clock position, insert thumb thru the center of the lock and hook it under your thumbnail at the 10 o'clock position (roughly 1/2" to the left of the leading tip).

Install the leading tip into the 11 o'clock position of the groove. (If the wrist pin hole intersects the oil ring groove, lock installation is slightly more difficult as the lock will catch on the bottom ring land).

The leading edge of the lock should catch in the groove, allowing it to stay on its own. Continue by applying pressure with a counter-clockwise motion until it fully snaps into place.

The correct number of Spirolox MUST be installed in each piston or severe engine damage may occur. Do not over-stretch or re-use Spirolox. Do not install Spirolox in press-fit pin applications.

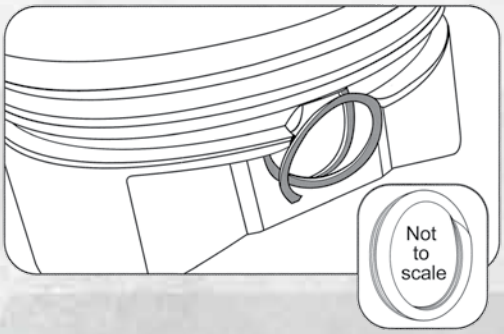

Ring Gaps

As a piston moves down on the power stroke, combustion pressure accumulates in the land area of the piston (between the top ring and the 2nd ring.) This accumulation of pressure can cause the top ring to unseat from its sealing area at the bottom of the ring groove.

This is addressed by increasing the gap area of the 2nd ring. This affords a controlled release of the inter-land pressure, and keeps the top ring seated on its lower sealing surface for improved performance.

Min. Gap Per Inch of Bore

Application	Top Ring Bore x	2nd Ring Bore x	Oil Ring Rail Min. Gap
High-Perf. Street/drag	.0040”	.0050”	.015”
Street-Moderate Turbo/Nitrous	.0050”	.0055”	.015”
Late Model Stock	.0050”	.0053”	.015”
Circle Track/Drag Race	.0055”	.0057”	.015”
Nitrous Race Only	.0070”	.0073”	.015”
Blown Race Only	.0060”	.0063”	.015”

NOTE: *The chart above is a general end gaps guideline. Each ring should be fitted to the particular cylinder in which they are to be installed. The gap on the 2nd ring should always be larger than the top ring end gap, this will help reduce top ring flutter.*

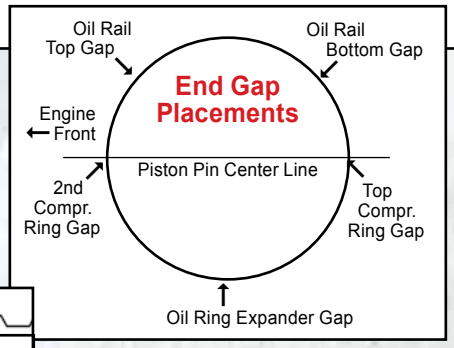

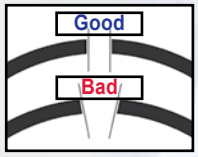

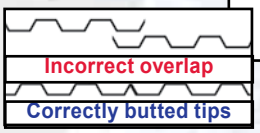

Ring Gap Table Instructions

1) Cylinder bore size must be in inches. If measuring millimeters, divide bore by 25.4.
2) Multiply your bore size by the “x Bore” column for your application.

Proper Ring Gap Measuring Procedure

1) Torque Plate should be attached to engine block or cylinder and torqued to specifications.
2) Cylinder bore should be free of taper.
3) Piston ring should be square in the bore 1” down from the deck.

Proper Ring Gap Filing

1) Ring gap should be filed using proper ring gap filing tool.
2) Ring gap should only be filed in an inward direction and square to the sides.

Use caution when grinding ring end gaps - A stone or cutter which is too coarse can remove material too quickly.

Why Plateau Finish?

Plateau honing is the popular name for the process that replicates the cylinder bore surface finish normally produced by the rings after they have worn down the surface peaks during "break in".

This technique produces flat areas or plateaus (Rk) on the cylinder wall after finish honing by using a very fine grit stone or a PHT type brush tool to remove the peaks (Rpk) from the surface. This lowers the overall roughness average (Ra) while maintaining valley depth (Rvk) in the cross-hatch pattern of the cylinder wall. A high Rvk value is very desirable for oil retention qualities and will substantially reduce "break in" time and increase ring life.

Ra (Roughness Average) = Used to describe surface roughness as an average between the peaks and valleys that exist in a finish over a specified area, usually micro inches.
Rpk (Peaks) = Average peak height.
Rvk (Valleys) = Average valley depth.
Cross Hatch = The pattern of intersecting parallel lines left after finish honing operations are completed. The smaller the intersecting angle, the larger the area (Rk) between the hone marks.

Example of Plateau Finishing

Original Bore Size ..... 4.000"

Oversize ..... 0.030"

Finish Size		Surface Finish µRa
Rough-to-size	4.0250"	75-98
First Finish	4.0290"	30-36
Second Finish	4.0295"	20-25
Third Finish	4.0300"	7-14

Ring Terminology

Axial Clearance: The distance between the ring axial height and the piston ring groove width.

Axial Height: The width (thickness) of the ring in the axial direction.

Back Clearance: Distance between the inside diameter of the ring and the back of the ring groove when the ring is flush with the ring land.

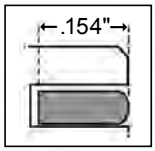

D-wall: A specification established by the Society of Automotive Engineers (S.A.E.) that dictates the radial width of a standard automotive piston ring using this formula: *Bore diameter divided by 22 = radial thickness (3.386" divided by 22 = .154")*

End Gap: The end gap clearance when the ring is compressed to the bore diameter.

Gas Nitrided: A process used to harden the perimeter of a ring where nitrogen atoms penetrate the base material and form an extremely hard outer layer that provides excellent wear and scuff resistance.

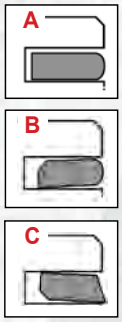

A. Neutral Barrel: A term used to describe a piston ring that has no torsional bias or twist.

B. Positive Twist: An asymmetric change in the ring cross section that causes it to twist in an upward direction (toward the piston crown) aiding ring sealing of the top and bottom of the ring groove. Positive twist is used only on top compression rings.

C. Reverse Twist: An asymmetric change in the ring cross section causing the ring to twist downward (toward the piston skirt) that enhances the second compression ring's oil scrapping properties.

Radial Width: The ring width in the radial direction.

Ring Axial Sides: The top & bottom surfaces of the ring.

Ring Face: The section that contacts the cylinder wall.

Torsional Twist: The installed position of the ring due to a chamfered area on either ring side that helps the ring cross-seal.

Cross Hatch Pattern

Maintaining the proper cross hatch angle is important for two reasons: **1)** *Oil retention on the cylinder wall.* **2)** *The rate of ring rotation.* Excessively shallow cross hatch angles can hinder or slow down the necessary ring rotation that allows dissipation of heat. It can also leave too much oil on the cylinder wall allowing the rings to skate over the surface leading to excess oil consumption. Too steep of a cross hatch angle may not provide adequate oil retention and can result in dry starts and premature ring wear. A steep pattern angle can also create excessive ring rotation that will accelerate ring and piston ring groove wear.

How to Measure Cross Hatch Angle

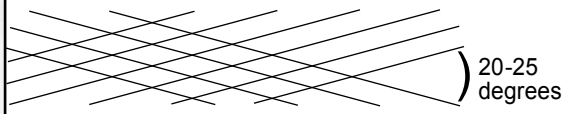

Surface Finish

Sunnen® CK® & CV®	Stoner Grit Size	Approx. µRa
EHU-412	150	47-52
EHN-512	220	40-48
JHU-525	220	30-36
JHU-623	280	20-25
JHU-818	400	7-14
C30-C03-81	600	3-5

SAE Specifications

Cast Iron / CK & CV 220 Grit	Moly-Filled 280 Grit	Moly-Filled 400 Grit
70 Grit to -.003"	70 Grit to -.003"	70 Grit to -.003"
220 Grit to size	220 Grit to -.001"	220 Grit to -.0015"
	280 Grit to size	280 Grit to -.0005"
		400 Grit to size

Boring & Honing Instructions

Adherence to proper boring and honing procedure is essential to overall ring performance. To ensure that the bore finish will retain an oil film, it is vital that the guidelines listed below are followed for cast iron bores.

- Install and torque main bearing caps
- Use torque plates. This simulates the distortion that occurs when the cylinder head is mounted to the block. (hint: After boring and honing, leave the torque plates in place and fit/gap the piston rings to their respective cylinders.)
- Allow for a minimum of .003" excess material for use as honing stock.
- Intermediate hone to within .0005" of finished size with #220-#280 grit stones. (With diamond stones use #280-#400 grit.)
- Finish hone with #400 grit stone or higher. (Use #600 grit diamond stone. If using hand operated equipment, set drill speed between 200-450 rpm.)
- Finish with an appropriate stone or tool to achieve desired plateau finish (see below).

Oil Rails & Rail Supports

Wiseco oil rail supports feature a special dimple to prevent rotation of the oil rail. This dimple should be positioned directly in line with the piston pin. Keep the rail support gap 90 degrees from the pin bore opening.

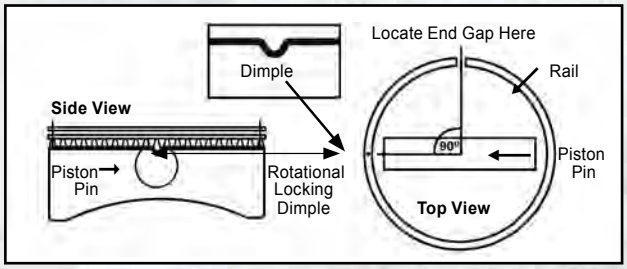

When installed in a horizontally opposed engine, rail gaps should be installed as shown to the right.

The rail tab must be installed below the oil ring expander with the tab facing toward the bottom of the ring groove extending into the split oil drain back hole.

Use caution to not install the rail tab into the piston pin oil hole. The gap should be situated to the top of the engine to block oil migration at the bottom of the cylinders.

Ring Sets containing Oil Rails with a tab all end with part #VF.

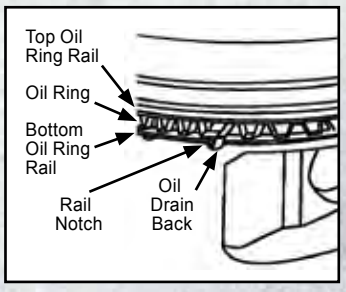

WISECO TERMS & CONDITIONS OF SALE

1. Parties. [Wiseco Performance Products], will be referred to as "Seller," and the company purchasing as indicated on the front hereof will be referred to as "Purchaser". All materials, goods, or work described on the front hereof, regardless of type, will be referred to as "Products".
2. Terms and Conditions. Seller's assent to contract is expressly conditional on Purchaser's acceptance of these Terms and Conditions. Notice is hereby given of Seller's objection to any Terms and Conditions in addition to or different from those herein, including without limitation any terms or conditions contained within any written acceptance, order confirmation, purchase order or similar document related to this transaction that may be issued by Purchaser. In the event Purchaser issues a purchase order or orders covering the items contained in this Agreement, such purchase order will operate as Purchaser's acceptance of this offer, but the parties hereby agree that any terms and conditions attached to such purchase order or orders shall have no legal effect, nor shall they be binding upon Seller. Deviation from these Terms and Conditions, including terms and conditions in addition to or different than those contained herein, can only take place by written instrument signed by one of Seller's officers.
3. Price Adjustments; Payments. The prices stated herein do not include any sales, use, or other taxes unless so stated specifically. Such taxes will be added to invoice prices in those instances in which Seller is required to collect them from Purchaser; provided, however, that if Seller does not collect any such taxes and is later asked by or required to pay the same to any taxing authority, Purchaser will make such payment to Seller or, if requested by Seller, directly to the taxing authority. At Seller's option, prices may be adjusted to reflect any increase in Seller's costs resulting from state, federal or local legislation, price increases from Seller's suppliers, or any change in the rate, charge, or classification of any carrier.
Unless otherwise specified by Seller, all prices are F.O.B. Seller's facility in Mentor, Ohio (Seller's Facility), and payment will be net/cash 30 days from date of invoice. Invoices unpaid and past due may be subject to a service charge on the unpaid balance at an interest rate equal to the lesser of 18% per annum or the maximum allowable interest rate under applicable law, and Purchaser shall be responsible and liable for all expenses incurred by Seller in collection, including reasonable attorneys' fees.
4. Delivery Dates; Title and Risk; Shipment. All delivery dates are approximate, and Seller shall not be responsible for any damages of any kind resulting from any delay. Regardless of the manner of shipment, title to any products and risk of loss or damage thereto shall pass to Purchaser upon tender to the carrier at Seller's Facility, except in those instances in which delivery may be made by Seller's vehicles. Unless otherwise stated herein, Purchaser may exercise its judgment in choosing the carrier and means of delivery. No deferment of shipment at Purchaser's request beyond the respective dates indicated will be made except on terms that will indemnify, defend and save Seller harmless against all loss and additional expense, including, but not limited to demurrage, handling, storage and insurance charges.
5. Warranty. WISECO PISTON COMPANY, INC., LIMITED PISTON WARRANTY. WISECO warrants this product will be free from defects in material and workmanship for thirty (30) days following date of original purchase. If the product is found by WISECO to be defective, such products will, at WISECO'S option, be replaced or repaired at cost to WISECO. All products alleged by Purchaser to be defective must be returned to WISECO, postage prepaid, within thirty (30) days warranty period.
This limited warranty does not cover labor or other costs or expenses incidental to the repair and/or replacement of products or parts.
This limited warranty does not apply to any product which has been used in a hi-performance application, or racing, or is subject to misuse, mishandling, misapplication, neglect (including but not limited to improper maintenance), accident, improper installation, modification (including but not limited to use of unauthorized parts or attachments), or adjustment or repair performed by anyone other than WISECO.
The parties hereto expressly agree that the purchaser's sole and exclusive remedy against WISECO shall be for the repair or replacement of the defective product as provided in this limited warranty. This exclusive remedy shall not be deemed to have failed of its essential purpose so long as WISECO is willing and able to repair or replace defective goods.
THIS LIMITED WARRANTY IS IN LIEU OF ALL OTHER WARRANTIES, EXPRESS OR IMPLIED, INCLUDING THOSE OF MERCHANTABILITY OR FITNESS FOR A PARTICULAR PURPOSE NOT EXPRESSLY SET FORTH HEREIN. ANY PRODUCT WHICH MAY BE SOLD BY WISECO BUT WHICH IS NOT MANUFACTURED BY WISECO IS NOT WARRANTED BY WISECO, BUT IS SOLD ONLY WITH THE WARRANTIES, IF ANY, OF THE MANUFACTURERS THEREOF.
WISECO'S liability (whether under the theories of breach of contract or warranty, negligence or strict liability) for its products shall be limited to repairing or replacing parts found by WISECO to be defective, or at WISECO'S option, to refund the purchase price of such product. In no event shall WISECO be liable for incidental or consequential damages arising out of or in connection with the product. Consequential damages shall include, without limitation, loss of use, income or profit, or losses sustained as the result of injury (including death) to any person, or loss of or damage to property.
Any claim by purchaser regarding this product shall be deemed waived by the purchaser unless submitted in writing to WISECO within the earlier of (i) fifteen (15) days following the date Purchaser discovered, or by reasonable inspection should have discovered, any claimed breach of this limited warranty, or (ii) thirty (30) days following the date of original purchase. Any cause of action for breach of this limited warranty shall be brought within six months from the date the alleged breach was discovered or should have been discovered, whichever occurs first.
This limited warranty gives you specific legal rights, and you may also have other rights which vary from state to state.

Return any defective Wiseco product directly to Wiseco for warranty consideration. All defective claims to Wiseco Piston, Inc. should include the following information: *(All RMA's are subject to a 20% restocking fee.)*

1. Call Wiseco for RMA (Return Materials Authorization) number at 800-321-1364 or 440-951-6600.
2. The possible defective product being returned should be labeled with the Wiseco part number.
3. Include a copy of invoice, name, and address of supplier for proof of purchase.
4. A brief description of product issue.
5. Wiseco reserves the right to request additional engine related products in order to evaluate a claim.

If the product issue is found to be valid by Wiseco, the Wiseco Customer Service department will advise the distributor as to the amount of responsibility for the claim and will settle all claims directly with the distributor.

SHIP RETURNS "PRE PAID" TO (Include RMA# on the box & packing list):
- Wiseco Piston Company, Inc. • 7201 Industrial Park Blvd. • Mentor, Ohio 44060-5396
- In Canada: Wiseco Piston Canada, Inc. • 948 Keyes Drive, PO Box 1513 • Woodstock, ONT. N4S 0A7

6. Claims; Commencement of Actions. Purchaser shall promptly inspect all Products upon delivery. No claims for shortages will be allowed unless such shortages are reported to Seller within 10 days after delivery. No other claims against Seller will be allowed unless asserted in writing within 60 days after delivery or, in the case of an alleged breach of warranty, within 60 days after the date within the warranty period on which the defect is or should have been discovered by Purchaser.
Any action based upon breach of this contract or upon any other claim arising out of this sale (other than an action by Seller for any amount due to Seller by Purchaser) must be commenced within one year from the date of the tender of delivery by Seller or, in the case of a cause of action based upon an alleged breach of warranty, within one year from the date within the warranty period on which the defect is or should have been discovered by Purchaser. Seller and Purchaser agree to submit any dispute arising from the performance or failure to perform under this Agreement to binding arbitration under the commercial arbitration rules of the American Arbitration Association. The arbitrator shall have the power to award damages but shall not in any case award exemplary or punitive damages. The decision of the arbitrator may be entered into judgment in any court of competent jurisdiction.
7. LIMITATION OF LIABILITY. IN NO EVENT SHALL SELLER BE LIABLE TO PURCHASER FOR ANY SPECIAL, INDIRECT, INCIDENTAL OR CONSEQUENTIAL DAMAGES ARISING OUT OF, OR AS THE RESULT OF, THE SALE, DELIVERY, NON-DELIVERY, SERVICING, USE OR LOSS OF USE OF THE PRODUCTS OR ANY PART THEREOF, OR FOR ANY CHARGES OR EXPENSES OF ANY NATURE INCURRED WITHOUT SELLER'S WRITTEN CONSENT, EVEN THOUGH SELLER HAS BEEN NEGLIGENT. IN NO EVENT SHALL SELLER'S LIABILITY UNDER ANY CLAIM MADE BY PURCHASER EXCEED THE PURCHASE PRICE OF THE PRODUCTS IN RESPECT OF WHICH DAMAGES ARE CLAIMED.
8. Contingencies. Seller shall not be liable for any default or delay in performance if caused, directly or indirectly, by acts of God; war; force of arms; fire; the elements; riot; labor disputes; picketing or other labor controversies; sabotage; civil commotion; accidents; any governmental action, prohibition or regulation; delay in transportation facilities; shortages or breakdown of or inability to obtain or non-arrival of any labor, material or equipment used in the manufacture of the Products; failure of any party to perform any contract with Seller relative to the production of the Products; or from any cause whatsoever beyond Seller's control, whether or not such cause be similar to dissimilar to those enumerated. Seller shall promptly notify Purchaser of the happening of any such contingency and of the contemplated effect thereof on the manufacture and delivery of the Products.
9. Loss to Purchaser's Property; Patent, Trademark, or Copyright Infringement, Etc. Seller shall not be liable for, and shall have no duty to provide insurance against, any damage or loss to any goods or materials of Purchaser that are used by Seller in connection with this order. Where any Product is manufactured from patterns, plans, drawings, or specifications furnished by Purchaser, Purchaser shall indemnify, defend and save Seller harmless from all loss, damage, and expense arising out of any suit or claim against Seller for infringement of any patent, trademark, or copyright because of Seller's manufacture of such Product or because of the use or sale of such Product by any person. Upon Seller's request, Purchaser shall appear in and assume the defense of the litigation.
10. Sellers' Specifications, Technical Data, Etc. Any specifications, drawings, plans, notes, instructions, engineering notices, technical data or other documents disclosed and/or furnished to Purchaser by Seller shall be deemed to be incorporated herein by reference the same as if fully set forth. Seller shall at all times retain title to all such documents. Purchaser shall hold such documents in confidence and not disclose them to any party other than Seller or a party duly authorized by Seller. Upon Seller's request, Purchaser shall promptly return to Seller all such documents and copies thereof.
11. Purchaser's Obligation; Rights of Seller. To secure payment of all sums due hereunder or otherwise, Seller shall retain a security interest in the goods delivered hereunder and this contract shall be deemed a Security Agreement under the Uniform Commercial Code. Purchaser authorizes Seller as its attorney to execute and file on Purchaser's behalf all documents Seller deems necessary to perfect such security interest. If Seller shall at any time doubt Purchaser's financial responsibility, Seller may demand adequate assurance of due performance or decline to make any further shipments except upon receipt of cash payment in advance of security. If Seller demands adequate assurance of due performance and the same is not forthcoming within 10 days after the date of Seller's demand, Seller may, at its option, (i) continue to defer further shipments under this order and/or any other order from Purchaser that has been accepted by Seller until adequate assurance is received, or (ii) cancel this order and/or any other orders from Purchaser that have been accepted by Seller and recover damages. If Purchaser fails in any way to fulfill the terms and conditions on the front or the back hereof, Seller may defer further shipments until such default is corrected or cancel this order and recover damages. Seller shall have a security interest in, and lien upon, any property of Purchaser in Seller's possession as security for the payment of any amounts owing to Seller by Purchaser. In the event Seller institutes a legal proceeding against Purchaser to collect any monies due Seller hereunder, or if Seller successfully defends any lawsuit instituted by Purchaser, whether based on contract, tort or any other legal theory of recovery, then Seller shall be entitled to recover its costs and expenses, including reasonable attorney's fees, from Purchaser.
12. Liability or Responsibility. Seller assumes no liability or responsibility for any acts, misuse of product, advertising, violations of any local, state or federal regulations or laws violated by Purchaser. Purchaser assumes all responsibility for its acts and is responsible for researching local, state or federal regulations relating to the sale or use of Seller's products.
13. Improper Use and Indemnity. Purchaser shall indemnify, defend, and hold Seller harmless from any claim, liability, damages, lawsuits, and costs (including reasonable attorney's fees), whether for personal injury, property damage or other, brought by or incurred by Purchaser, Purchaser's employees, or any other person, arising out of improper selection, improper application or other misuse of products purchased by Purchaser from Seller.
14. Cancellations. After acceptance by Seller, orders shall not be subject to cancellation by Purchaser except with Seller's prior written consent and upon terms that will indemnify, defend and save Seller harmless against all direct, incidental and consequential loss or damage.
15. Limitation on Assignment. Purchaser may not assign its rights or obligations under this Agreement without the prior written consent of Seller. Any purported assignment of such rights or obligations without such consent shall be void.
16. Export. If the Products are to be exported, this order is subject to Seller's ability to obtain export licenses and other necessary papers within a reasonable period. Purchaser will furnish all Consular and Custom declarations and will accept and bear all responsibility or penalties resulting from errors and omissions thereon. Purchaser shall not re-export the Products or any goods or items that incorporate the Products if the re-export would violate United States export laws.
17. Equal Opportunity Clause. This clause applies only in the event that the Products are to be used in whole or in part for the performance of government contracts and where dollar value of said Products exceeds, or may in any one year exceed $10,000:
"In connection with the performance of work under this contract, the contractor (subcontractor) agrees not to discriminate against any employee or applicant for employment because of race, color, religion, sex, or national origin. The aforesaid provision shall include, but not be limited to, the following: employment, upgrading, demotion, or transfer; recruitment or recruitment advertising, layoff or termination; rates of pay or other forms of compensation; and selection for training, including apprenticeship. The contractor (subcontractor) agrees to post hereafter in conspicuous places, available for employees and applicants for employment, notices to be provided by the contracting officer setting forth the provisions of this nondiscrimination clause.""The provisions of the Equal Opportunity Clause, as promulgated by Executive Order 11246 dated "September 24, 1965, as amended, are incorporated herein by reference."
18. Other Rights or Remedies. Except as otherwise provided herein, any rights or remedies granted hereunder to Seller shall be in addition to, and not in lieu of, any other rights or remedies at law or in equity.
19. Entire Agreement. This Agreement contains the entire agreement between Purchaser and Seller and constitutes the final, complete and exclusive expression of the terms of the agreement. All prior or contemporaneous written or oral agreements or negotiations with respect to the subject matter are herein merged. No acknowledgement by Seller of, or reference by Seller to, or performance by Seller under, an order of Purchaser shall be deemed to be an acceptance by Seller of any such additional or contrary terms or conditions.
20. Waiver and Severability. No waiver of any breach of any provision of this order shall constitute a waiver of any prior, concurrent or subsequent breach of the same or any other provision. In the event that any provision hereof shall violate any applicable statute, ordinance, or rule of law, such provision shall be ineffective to the extent of such violation without invalidating any other provision hereof.
21. Governing Law. This Agreement and the sale and delivery of all Products hereunder shall be deemed to have taken place in and shall be governed and construed in accordance with the laws of the State of Ohio, as applicable to contracts executed and wholly performed therein and without regard to its conflicts of laws principles. Any claim arising from this Agreement shall be exclusively venued in Lake County, Ohio.
22. Product Return Policy. Wiseco allows customer returns of "shelf stock" products for up to 30 days from date of purchase for full refund excluding the cost of shipping. (Custom and "Build to Order" products do not apply). Returned products and packaging must be in "new" condition in order to be eligible for a refund and subject to Wiseco's final approval. *(All RMA's are subject to a 20% restocking fee.)*

All product returns to Wiseco Performance Products should include the following information: *(All RMA's are subject to a 20% restocking fee.)*

1. Call Wiseco for RMA (Return Materials Authorization) number at 800-321-1364 or 440-951-6600.
2. Include a copy of invoice, name, and address.
3. Brief description for why product is being returned.

SHIP RETURNS "PRE PAID" TO (Include RMA# on the box & packing list):
- Wiseco Piston Company, Inc. • 7201 Industrial Park Blvd. • Mentor, Ohio 44060-5396
- In Canada: Wiseco Piston Canada, Inc. • 948 Keyes Drive, PO Box 1513 • Woodstock, ONT. N4S 0A7

WISECO PRODUCT LINE

Wiseco represents the complete package when it comes to riding and racing.

Go to wiseco.com and download our complete list of catalogs:

- SNOWMOBILE CATALOG
- POWERSPORT CATALOG
- MASTER AUTOMOTIVE CATALOG
- V-TWIN & METRIC CRUISER CATALOG
- OUTBOARD MARINE CATALOG
- EUROPEAN AUTO CATALOG

FOLLOW OUR BLOG AND SOCIAL MEDIA ACCOUNTS FOR THE LATEST UPDATES!

youtube.com/user/wisecopistoninc
twitter.com/wisecopistoninc
facebook.com/wisecopistoninc
Instagram.com/wisecopistoninc
blog.wiseco.com

NOTES



Wiseco
Performance Products

WISECO CORPORATE HEADQUARTERS:
U.S.A.
800-321-1364
7201 Industrial Park Blvd.
Mentor, Ohio 44060-5396
Tech Info: 440-951-6600 • Fax: 440-951-6606
wiseco.com

DISTRIBUTION WAREHOUSES:
Canada
888-494-7326
948 Keyes Dr., P.O. Box 1513
Woodstock, Ontario Canada N4S-0A7
Tech Info: 519-537-6281 • Fax: 519-537-8508

Europe
+31 252 687-713
Pesetaweg 32 • 2153 PJ, Nieuw Vennep
The Netherlands
Fax: +31 252 689-252
info@wiseco-europe.com
wiseco-europe.com

Copyright® 2018 Wiseco Piston Company, Inc.