



2023

This edition is dedicated to the memory of
our long time friend and co-worker.



























HERSHEL DEWAYNE RAGLAND ***1956-2022***



Dewayne built a career serving the racing community. He loved visiting with customers, racers, family/friends and could be found at race tracks from various regions. He was a familiar face representing Allstar Performance for over 20 years. Sadly, we lost Dewayne in January 2022.



CONTENTS

 New Products	3-5	 Hubs, Bearings & Seals	145-146
 Air Cleaners & Accessories	6-9	 Rear Ends & Axles	147-157
 Body	10-21	 Safety/Driver Equipment	158-163
 Brake	22-35	 Sprint Car Components	164-178
 Bumpers & Noses	36-40	 Steering	179-187
 Chassis	41-57	 Suspension	188-219
 Chemicals	58-61	 Tools & Pit Equipment	220-251
 Cooling	62-72	 Transmission Components	252-255
 Electrical, Gauges & Ignition	73-88	 Wheel & Tire Accessories	256-263
 Engine	89-103	 Apparel & Display Material	264-266
 Fasteners	104-121	 Numerical Index	267-291
 Fittings & Hoses	122-135	 Product Index	292-298
 Fuel System Components	136-144	 Terms & Conditions	299



Bob Baldwin



Bob Martin



Brandon Zachary



Brent Abrams



Carly Truhler



Caleb Mullauer



Craig Mullauer



Curt Spalding



Dave Chappel



Doug Needles (son Steve)



Greg Strom



Jim Kaekel



Joe Petlick



Kyle Hemmenway



Mike Zordan



Nick Burch



Rich Farnsworth



Ryan Disterheft



Tom Rutherford



Tim Conrad



Jason Koehler

**We are hard-core performance enthusiasts.
We not only stand behind our products, we use them!**

Plain Sheet Steel

ALL22234..... 18 Gauge
ALL22233..... 20 Gauge
ALL22242..... 24 Gauge

Page 10

Mini Stock Car Cover

ALL23305

Page 17



Modified Spoilers

ALL22960..... Spoiler without Side Panels
ALL22961..... Spoiler with Side Panels

Page 20



Brake Rotor

ALL42010

Page 23



Brake Rotor Bolt Kit

ALL42036

Page 23



Brake Caliper Bracket for ALL42133

ALL99433

Page 24



Mounting Bracket for ALL48037 Proportioning Valve

ALL48038

Page 28



Dirt Late Model Bumpers

ALL22344..... Front Bumper Longhorn Chrome Moly
ALL22377..... Front Bumper Longhorn
ALL22385..... Rear Bumper Rocket 2022
ALL22386..... Rear Bumper Longhorn

Page 36



Roll Cage Kit Crown Victoria

ALL22095

Page 42



7-1/2' Steel Tubing

New 7-1/2' Lengths for reduced shipping costs compared to 8' Lengths.

Page 45-47



Gauge Kits

ALL80080..... 2 Gauge Kit OP/WT

ALL80081..... 3 Gauge Kit OP/WT/OT

ALL80082..... 3 Gauge Kit OP/WT/FP

ALL80083..... 4 Gauge Kit OP/WT/OT/FP

Page 83



Coil Wire

ALL81382-12..... 12"

ALL81382-18..... 18"

ALL81382-24..... 24"

ALL81382-36..... 36"

ALL81382-42..... 42"

Page 83



Black Quick Turn Fasteners

ALL19098..... .500" 10pk

ALL19099..... .500" 50pk

Page 108



Steel Balls

ALL26960..... 1/4"

ALL26961..... 5/16"

ALL26962..... 3/8"

ALL26963..... 1/2"

Page 115



8AN In-Line Temperature Tee

ALL90039

Page 134



Performance SBC Fuel Pumps

ALL40257..... 6.5-8.0psi 3/8" NPT

ALL40258..... 7.5-9.0psi 3/8" NPT

ALL40256..... 7.0-8.5psi 1/4" NPT

Page 136





2pc Bracket for ALL40320 Electric Pump

ALL40322

Page 136



Fuel Filters with Shut-Off Valve

ALL40196 6AN

ALL40197 8AN

ALL40198 10AN

ALL40199 12AN

Page 137



Fuel Filter Shut-off Valve

ALL40210

Page 137



Rear Hub Kits

ALL68806 5x5

ALL68807 5x4.75

Page 145



1-Ton Wide 5 Components

ALL72313 1 Ton Bearing
Set Std Finish

ALL72314 1 Ton Bearing
Set REM Finish

ALL72176 1 Ton Spindle
Nut Lock Kit

ALL72130 1 Ton Wide 5 Seal

ALL10114 Spindle Nut Socket for 2-5/8in Spindle Nut

Page 145-146



Quick Change Drain Pan Plastic

ALL14356

Page 151



Quick Change Cover Components

ALL26961-10 Quick Change Cover Stud Ball Kit

ALL72056 Quick Change Cover Stud Kit

ALL72058 Quick Change Cover Nuts Black Short

ALL72059 Quick Change Cover Nuts Red Short

ALL72061 Quick Change Cover Nuts Red Long

Page 151



Breather Elements

ALL36212 3/8"

ALL36213 1/2"

ALL36216 3/8" w/ Mounting Stud

ALL36217 1/2" w/ Mounting Stud

Page 157



Steering Disconnect

ALL52308

Page 181



Centerlink DS1049 1982-92 Camaro and Metric Chassis Correction

ALL56316

Page 183



Bump Steer Spacers

ALL18602-10030" 10pk

ALL18603-10060" 10pk

ALL18604-10100" 10pk

ALL18605-10200" 10pk

ALL18607-10400" 10pk

ALL18608-10500" 10pk

Page 185



Shock Bump Cover 8"

ALL64215

Page 199



Coil Over Eliminators

ALL64112 26"
ALL64113 28"
Page 202



Throw-out Bearing Remote Bleed Kit

ALL46102
Page 253



Utility Jugs

ALL40120 Clear
ALL40121 Red
ALL40122 Blue
ALL40123 Yellow
Page 231



Bert Ball Spline Ball Kit 1/2" Dia

ALL26963-12
Page 255



Two Cylinder Air Jack Kit with Dirt Foot

ALL11303
Page 240



Weld Style Aluminum Wheel Cover

ALL44170 Polished
ALL44171 Black
Page 257



Aluminum Inner Mud Shield

ALL44267 2" Back Space
ALL44268 3" Back Space
Page 257



Tire Stagger Tape

ALL10674
Page 242



Foot Pedal Kit for ALL10565/ ALL10566

ALL99490
Page 243



Tire Stretch Wrap Black 18" X 1500'

ALL44221
Page 247



Tim McCreddie

Lightweight 14" Aluminum Air Cleaner Kits

Race and dyno proven air cleaners feature a low profile and free flowing design that creates more power over standard flat air cleaner assemblies. Kits include a high flowing dropped base with matching lid and a sure seal spacer with an integrated O-ring for a positive seal on carburetors with a 5-1/8" neck.

Kits Without Element

These kits are sold without filters. Select plain or black coated finish and the correct height sure seal spacer.



Description	Plain Finish	Black Finish
Kit With 1/2" Sure Seal Spacer	ALL25900	ALL25901
Kit With 1" Sure Seal Spacer	ALL25902	ALL25903
Kit With 1-1/2" Sure Seal Spacer	ALL25904	ALL25905
Kit With 2" Sure Seal Spacer	ALL25906	ALL25907

Kits With Paper Element

Kits include a paper element filter in choice of 3", 3-1/2", 4" or 5" height and a 1" sure seal spacer. Choose from plain or black coated finish lid and base.



Description	Plain Finish	Black Finish
Kit With 3" Paper Element	ALL25910	ALL25911
Kit With 3-1/2" Paper Element	ALL25912	ALL25913
Kit With 4" Paper Element	ALL25914	ALL25915
Kit With 5" Paper Element	ALL25916	ALL25917

Kits With Washable Element

Kits include a pre-oiled washable element filter in choice of 3", 4", 5" or 6" height and a 1" sure seal spacer. Choose from plain or black coated finish lid and base.



Description	Plain Finish	Black Finish
Kit With 3" Washable Element	ALL25920	ALL25921
Kit With 4" Washable Element	ALL25922	ALL25923
Kit With 5" Washable Element	ALL25924	ALL25925
Kit With 6" Washable Element	ALL25926	ALL25927

Individual Components

- ALL25940** 14" Top Plain
ALL25941 14" Bottom Plain
ALL25942 14" Top Black
ALL25943 14" Bottom Black
ALL25944 1/2" Sure Seal Spacer (places air cleaner base 1-1/8" below carb neck sealing flange)
ALL25945 1" Sure Seal Spacer (places air cleaner base 5/8" below carb neck sealing flange)
ALL25946 1-1/2" Sure Seal Spacer (places air cleaner base 1/8" below carb neck sealing flange)
ALL25947 2" Sure Seal Spacer (places air cleaner base 3/8" above carb neck sealing flange)



ALL25945

14" Aluminum Air Cleaner Kits

Low profile, spun aluminum air cleaner kits have a plain or black finished lid, a base for carburetors with 5-1/8" necks and O-ring spacers for a positive seal. Elements sold separately.



ALL26094

- ALL26094** Plain Kit With 1/2" Spacer
ALL26097 Black Kit With 1/2" Spacer
ALL26095 Plain Offset Base Kit With 1/2" Spacer
ALL26098 Plain Kit With 1" Spacer
ALL26099 Black Kit With 1" Spacer

Individual Components

- ALL26090** Plain Top
ALL26088 Black Top
ALL26092 Standard Base
ALL26091 Offset Base
ALL26085 1/2" Spacer (places base 1-3/8" below carb neck sealing flange)
ALL26086 1" Spacer (places base 7/8" below carb neck sealing flange)
ALL26087 1-1/2" Spacer (places base 3/8" below carb neck sealing flange)
ALL25947 2" Spacer (places base 1/8" above carb neck sealing flange)
ALL26084 Replacement Spacer O-ring

Offset Air Cleaner Base

ALL26091

14" base is offset 1" and commonly used for extra distributor clearance. Offset base has a 1-1/2" drop and will fit carburetors with a 5-1/8" neck including Q-Jets, Holley 2bbl. and Edelbrock carburetors without choke. Base will not work with Holley 4bbl. carburetors. Offset air cleaner stud ALL26057 is required.



2BBL. Air Cleaner Base

ALL26081

Aluminum air cleaner base has 14" overall diameter. 5/8" drop, plain finish. 3" diameter carburetor flange.



Air Cleaner Adapter **ALL26080**

Use the more readily available 4bbl. air cleaner on a Rochester 2bbl. carburetor. Accessorize with aftermarket air cleaner and retain stock 2bbl. carburetor and intake. Racing classes using a 2bbl. can benefit from the higher flow of a 4bbl. air cleaner. Made of high strength ABS plastic. Adapter has a 3" I.D. and a 5-1/8" O.D.





14" Flat Base Air Cleaner Kits

Lightweight spun aluminum air cleaner kits have a flat base to increase air flow. Kits include a lid, base and a 1/2" spacer with a built-in o-ring for a positive seal. Popular in crate engine classes when every horsepower counts! Elements sold separately.

ALL25950..... Plain Air Cleaner Kit
ALL25951..... Black Air Cleaner Kit

Individual Components


ALL25954..... Plain Top
ALL25955..... Plain Base
ALL25956..... Black Top
ALL25957..... Black Base
ALL25944..... 1/2" Spacer with O-Ring



Air Cleaner Gasket

ALL87207


OE style composite gasket fits most popular carburetors with 5-1/8" neck. Gasket seals air cleaner base to carburetor neck helping prevent dirt and moisture from entering carburetors.



Air Filter Sealing Foam

ALL26106

Soft neoprene foam material used for adding an extra seal between the air filter and the lid and base of an air cleaner assembly. Material features a self-adhesive glue on one side to keep seal in place. Material measures 1" wide x 1/4" thick and is 12 ft long.



Dona Marcoullier

O-Ring Carb Nuts

Seal air cleaner and eliminate using a wrench to remove air cleaner assembly. Black aluminum nuts have a grooved pattern for non-slip grip.



Short Nut - 5/8" Tall


ALL26045 1/4"-20 Thread
ALL26047 5/16"-18 Thread

Tall Nut - 1-1/4" Tall

ALL26046 1/4"-20 Thread
ALL26048 5/16"-18 Thread

Air Cleaner Studs

Straight stud is 6" long with 1/4"-20 threads and includes a wing nut and an adapter for carburetors with 5/16"-18 threads.




ALL26056..... Straight Stud With Adapter
ALL26058..... Adapter, 1/4" -20 to 5/16"-18

Straight Air Cleaner Studs

Studs have 5/16"-18 threads and are 6" long.

ALL26054..... Aluminum
ALL26055..... Chrome Moly



Offset Air Cleaner Studs

Offset studs work with offset air cleaner bases and some 2bbl carburetors that require offset studs. Studs include mounting hardware and have a 1-3/8" offset.

ALL26057 1/4"-20
ALL26053 5/16"-18
ALL26058 Adapter, 1/4" to 5/16"



Air Cleaner Filters

Mesh filters fit over an air cleaner assembly adding another layer of protection against dirt, dust and debris. Filters fit Allstar paper and washable 14" air cleaners, and will not fit oversized units like R2C.



Filters Without Top Cover

ALL26220 14" x 3"
ALL26221 14" x 4"
ALL26222 14" x 5"

Filters With Top Cover

ALL26224 14" x 4"
ALL26225 14" x 5"

Air Cleaner Cover

ALL26230

Water-repellent cover fits 14" diameter air cleaner assemblies from 3" to 6" tall. Perfect for washing or storage and includes a draw string.





Paper Air Filter Elements

High performance paper air filter elements increase air flow.

- ALL26020** 14" x 3"
- ALL26021** 14" x 3-1/2"
- ALL26022** 14" x 4"
- ALL26023** 14" x 5"
- ALL26028** 16" x 3"
- ALL26029** 16" x 3-1/2"
- ALL26030** 16" x 4"



Washable Air Filter Elements

Washable air filter elements offer better engine protection and increase air flow for more power and torque. Elements are pre-oiled and available in four heights.

- ALL26000** 14" x 3"
- ALL26002** 14" x 4"
- ALL26004** 14" x 5"
- ALL26006** 14" x 6"



Air Cleaner Top Element

ALL26010

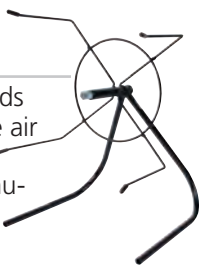
Unique 14" diameter element replaces traditional metal lid to increase air flow for more horsepower and torque. Washable element may be cleaned and used over and over. Top element is pre-oiled and ready for installation.



Filter Cleaning Station

ALL26009

Filter cleaning station simplifies and speeds up the process of servicing 14" washable air filters. Spray air filter with a cleaner/degreaser as recommended by filter manufacturer. Allow a brief time to soak and then flush clean with a garden hose. Allow filter to dry completely then apply an even application of filter oil, if applicable. For use with washable filter elements only.



Carb Hats

Carburetor hats are ideal to cover open carbs and prevent debris from falling into the engine while working in garage or pit area with air cleaner removed. 2-1/2" tall carb hats are designed to fit most carbs or throttle bodies with a 5-1/8" diameter neck.

- ALL26040** Plastic
- ALL26042** Plastic With Screen
- ALL26043** Aluminum
- ALL26044** Aluminum, With Sealing O-Ring

Note: Hats will not clear choke linkage or shaft on Holley style carbs but will clear choke horn with choke linkage and shaft removed.



Dominator Carb Hat **ALL26041**

Plastic carb hat is 2-3/8" tall and fits over the 7-1/4" air cleaner opening of Holley Dominator carburetors to prevent water or debris from entering the engine. Solid cover may be drilled when an air cleaner stud is used.



Air Pans

Lightweight aluminum air pans fit between the carburetor and cowl area to keep engine heat away from and direct cool air to the carburetor. Cooler intake air means extra horsepower. Carb mounting flange is uncut.

- ALL26100** Stepped Plenum
- ALL26101** Flat Plenum



Universal Plastic Air Pan **ALL26104**

Durable plastic pan fits over the base of most 14" air cleaners and acts as a cold air box sealing off the air cleaner assembly from the engine heat. Universal fit pan is designed for vehicles with air cleaner openings in the hood and will require additional trimming and sealing for a proper fit. Pan measures 18" x 4" and includes a silicone air cleaner base seal.



Tyler Roahrig

Dragster Scoops



Strong yet lightweight, fiberglass scoops have a durable, black high-gloss, seamless gelcoat finish. Complete installation on 4500 series carburetors requires a scoop tray mounting kit, which mounts between carb and intake manifold to secure ALL23288 scoop tray. Scoops are typically secured to tray with quick turn fasteners and hardware (sold separately).

Part No.	Overall Height	Overall Length	Width
ALL23270	16"	33"	14"
ALL23272	15-1/2"	25-1/2"	14"
ALL23274	20-1/2"	29-1/2"	14"

Dragster Scoop Trays

Scoop tray is the lower portion of the scoop or plenum that directs air into the carburetor when used with dragster style scoops. Tray measures 21-5/8" L x 13-1/2" W and requires a separate scoop tray mount which supports the tray above the carburetor providing a secure mounting point for scoop.



Flat Mount

ALL23266 Aluminum Tray for 4150 Series Carb

ALL23267 Aluminum Tray for 4500 Series Carb

Raised - 3" Tall

ALL23268 Aluminum Tray for 4150 Series Carb

ALL23269 Aluminum Tray for 4500 Series Carb

ALL23288 Fiberglass Tray for 4500 Series Carb

Scoop Tray Mounts

Scoop tray mounts offer an all in one solution to mount a scoop tray, throttle, and nitrous solenoids. Mounts provide a clean look, eliminating the need to use multiple brackets, mounts and gaskets. CNC machined from 6061 aluminum, black anodized.

Standard Mounts

ALL54302 4150 (1.755" Bore)

ALL54304 4500 (2.375" Bore)



Hood Scoops



Scoops are molded from durable high impact plastic with carbon fiber look and have a molded-in flange for easy mounting. Designed for use with 14" air cleaners, scoops protect air cleaners that protrude through the hood from dirt and debris. All scoops surround approximately half of the air cleaner assembly.

Part No.	Description	Height	Center of A/C to Front of Scoop
ALL23230	Short Tapered Front	2-1/2"	12"
ALL23232	Short Tapered Front	3-1/2"	13"
ALL23246	Long Tapered Front	3-1/2"	17"
ALL23247	Long Tapered Front*	3-1/2"	17"
ALL23248	Long Tapered Front	5-1/2"	18"
ALL23249	Long Tapered Front*	5-1/2"	18"
ALL23233	Open Front	3-1/2"	12-1/2"
ALL23235	Flat Front	3-1/2"	15-1/2"
ALL23237	Flat Front	5-1/2"	18"

*Mounting flange has a slight curvature for rolled hoods

Aero Scoops

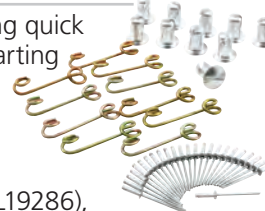


Aerodynamically designed fiberglass scoops are strong yet lightweight with a durable, black high-gloss, seamless gelcoat finish and a 2" wide mounting flange. Open back scoops have an angled 6" tall rear opening to fit most windshields.

Part No.	Description	Overall Height	Overall Length	Width w/o Flange
ALL23280	Open Back	13-1/2"	50"	14-1/2"
ALL23282	Open Back	13"	50"	14-1/2"
ALL23284	Closed Back	12"	38"	14-1/2"

Quick Turn Starter Kit **ALL19410**

Not sure where to start when using quick turn fasteners? Use this kit as a starting point to determine correct fasteners for application. Kit includes two different lengths of Allstar's most popular oval head 7/16" fasteners (five ALL19280 and five ALL19286), ten ALL19330 springs and twenty-five multi-grip rivets.



JR Roahrig

Aluminum Sheets



Aluminum sheets are .040" thick and available in most popular colors. Sheets with single sided colors have a white painted backside and all sheets have a removable protective film on one side to resist scratches.

4' x 10' (120")

- ALL22200**..... Plain[†]
- ALL22201**..... Chrome on Chrome (Bright Clear)[§]
- ALL22202**..... White
- ALL22203**..... Xtreme Red
- ALL22204**..... Red
- ALL22209**..... Red on Red
- ALL22206**..... Gloss Black
- ALL22207**..... Black on Black, Gloss
- ALL22208**..... Flat Black
- ALL22219**..... Black on Black, Flat
- ALL22210**..... Shell Gray (Medium)
- ALL22211**..... Xtreme Green
- ALL22212**..... Pepsi Blue (Light)
- ALL22213**..... Chevron Blue (Medium)
- ALL22205**..... Chevron Blue on Chevron Blue (Medium)
- ALL22214**..... Heron Blue (Dark)
- ALL22215**..... Orange
- ALL22244**..... Vibrant Orange
- ALL22216**..... Yellow
- ALL22218**..... Yellow on Yellow
- ALL22217**..... Xtreme Purple
- ALL22245**..... Silver Metallic

Aluminum And Diamond Plate
Shipped Freight Truck, Ten
Sheet Minimum and Surcharge
For A Shipping Pallet.

4' x 10'-6" (126")

- ALL22480**..... White on White
- ALL22482**..... Black on Black, Gloss
- ALL22488**..... Black on Black, Flat
- ALL22484**..... Red on Red
- ALL22486**..... Chevron Blue on Chevron Blue (Medium)

[†]Plain finish on both sides

[§]Bright clear on both sides (side with protective film has chrome appearance)

Tin Snips

Durable tin snips have offset blades to keep hands clear of metal while cutting. Non-slip jaws cut through sheet aluminum and up to 18 gauge low carbon steel. Blade length 1-1/4", total tool length 9-1/4".

- ALL11030**..... Red, Left Hand
- ALL11031**..... Green, Right Hand



Body Roller


ALL23102

This handy "highside" body roller allows you to straighten body and deck panels while still on the car! A must-have item for at-track repairs.



Deburring Tool **ALL11036**

A fast and easy way to remove burrs from the edges of machined or cut metals. Five-piece kit includes handle, telescopic blade holder and three unique blades. Handle has built-in storage for blades. Blade holder adjusts from 1" to 5".



Replacement Parts

ALL99328..... Replacement Blades, Set of 3

Painted Sheet Steel **ALL22243**

White painted 24 gauge (.024") steel is lightweight and perfect for building interiors in racing classes that require steel panels or when filling holes in firewalls or floor pans. 4' x 10' sheet is painted on both sides and one side has a removable protective film to help prevent scratches during handling.



Plain Sheet Steel

Sheet steel is cold rolled with a plain finish making it great for metal fabrication and restoration projects. Sheet steel has many uses including constructing or repairing body panels and filling holes in firewalls or floor pans. Sheets are 4' x 8'.

NEW

ALL22234..... 18 Gauge (.048")

ALL22233..... 20 Gauge (.036")

ALL22242..... 24 Gauge (.024")

Sharpie Markers

Fine point permanent markers work great for many uses around the shop or track which includes layout and fabricating, marking tire sizes, gear set ratios, jet sizes, etc. Sold each.

ALL12072..... Black

ALL12073..... Silver



Fabrication Pencils

Pencil works well for marking lines during metal layout and fabrication. Multiple uses include marking steel tubing for cutting or notching and marking patterns on painted aluminum or steel sheet metal. Silver reflective marks work best against darker surfaces during cutting or welding for high visibility. Pencil marks are resistant to torch flames and will not burn or rub off.

ALL12064..... Pencil, 3-Pack

ALL12066..... Mechanical Pencil, With Six Refills



Step Drill Sets

Drill multiple size holes with one bit. Drill sheet metal and aluminum without deforming or distorting. Bits start on contact, deburr and chamfer while drilling and does not require a center punch. Titanium nitride coated high speed steel. 1/4" shank.



ALL11041

Drill Bit	Sizes
ALL11040 (3-Piece Set)	
Six Step	3/16", 1/4", 5/16", 3/8", 7/16", 1/2"
Nine Step	1/4", 5/16", 3/8", 7/16", 1/2", 9/16", 5/8", 11/16", 3/4"
Thirteen Step	1/8", 5/32", 3/16", 7/32", 1/4", 9/32", 5/16", 11/32", 3/8", 13/32", 7/16", 15/32", 1/2"
ALL11041 (2-Piece Set)	
Eleven Step	1/4", 25/64", 35/64", 11/16", 13/16", 7/8", 1", 1-1/8", 1-7/32", 1-1/4", 1-3/8"
Twelve Step	3/16", 1/4", 5/16", 3/8", 7/16", 1/2", 9/16", 5/8", 11/16", 3/4", 13/16", 7/8"

Cleco Pin Fastener Kits

Cleco pins are reusable and easily make a temporary connection between pieces of sheet metal during fitting. Pins will work with thicknesses up to 1/4". Kits include pliers and 10 pins.



ALL18221 Kits with 1/8" Pins
ALL18225 Kit With 3/16" Pins

Deluxe Air Rivet Gun

ALL18207

Heavy duty air rivet gun can be used with steel or aluminum rivets from 3/32" to 3/16".



Replacement Part

ALL18209 Jaw Set
ALL99255 Nose Piece Set 3pcs
ALL99256 Mandrel Cup

Punch And Flare Tools

Add strength and a smooth finish to hole edges. Unique tools can be used to punch and flare new holes, or to flare existing holes. Starting with a small center hole, the punch halves bolt together to cut and flare at the same time. Note: This tool will cut a hole in up to 20 gauge (.0359") steel or 18 gauge (.0403") aluminum. Hole size is increased about 1/8" when hole is flared.




ALL11070 1-1/2"
ALL11072 1-3/4"
ALL11074 2"

ALL11075 2-1/2"
ALL11076 2-5/8"
ALL11078 3"

Aluminum Panels

Universal panels have many uses around the shop or at the track. Panels work well when fabricating spoiler sides, interior panels or on uneven pit areas as a floor jack plate. 24" x 48".

ALL22236 0.063" Thick
ALL22237 0.090" Thick
ALL22238 0.125" Thick



Diamond Plate Aluminum ALL22240

4' x 8' sheets are .063" thick and provide an attractive, shiny, non-slip finish for trailer floors, steps, etc.




Aluminum And Diamond Plate Shipped Freight Truck, Ten Sheet Minimum and Surcharge For A Shipping Pallet.

Steel Plate

Steel plate is useful for many building projects or fabricating brackets. 10 gauge (1/8" thick) mild Steel plate is ideal for adding a protective cover to the driver's side floor or door bar area of circle track cars.

ALL54070 18" x 26"
ALL54071 24" x 24"
ALL54072 24" x 36"



Stainless Wire Screen

Use screen to protect radiators, oil coolers or other items. Size referenced is the approximate opening of the screen.

5/64" (.025" Wire Diameter)



ALL22260 12" x 36"
ALL22262 36" x 36"

1/8" (.035" Wire Diameter)

ALL22265 12" x 36"
ALL22267 36" x 36"
ALL22268 36" x 48"

3/16" (.047" Wire Diameter)


ALL22270 12" x 36"
ALL22272 36" x 36"
ALL22273 36" x 48"



Steel Wire Screen

Electrically welded steel screen is used for a variety of applications when additional protection is needed. Screen is 2' x 2', constructed of .080" diameter wire and galvanized for corrosion resistance.

ALL22276 1" x 1"
ALL22277 1" x 2"





4' x 8' Plastic Sheets



HDPE sheet plastic is 4' x 8' and available in two thicknesses .070" and .100". The .070" thick sheets are the same thickness as our rolled plastic and available in black and white. The .100" thick sheets are available in many of the same colors as our rolled plastic.

- ALL22246** 0.070", White
- ALL22248** 0.070", Black
- ALL22460** 0.100", White
- ALL22461** 0.100", Black
- ALL22462** 0.100", Red
- ALL22464** 0.100", Chevron Blue (Med.)
- ALL22465** 0.100", Orange
- ALL22466** 0.100", Yellow

Rolled Plastic

HDPE rolled plastic is 24" wide by .070" thick commonly used for spoilers, skirts, body patch-work, etc. Sold in pre-cut lengths (10', 25' and 50').



Color	10' Roll	25' Roll	50' Roll
Black	ALL22400	ALL22401	ALL22402
White	ALL22405	ALL22406	ALL22407
Red	ALL22410	ALL22411	ALL22412
Orange	ALL22420	ALL22421	ALL22422
Yellow	ALL22425	ALL22426	ALL22427
Purple	ALL22430	ALL22431	ALL22432
Chevron Blue (Med.)	ALL22440	ALL22441	ALL22442

Polycarbonate Sheeting

Scratch Proof –

Material does not scratch easily when hit by debris, or when cleaned. Most popular for windshields, but also may be used for side and rear windows.



Standard – Less expensive, commonly used for side and rear windows. Can also be used for windshields, but scratches easily.

- ALL22220** 36" x 72", 0.118" Scratch Proof, 2-Sides
- ALL22223** 40" x 72", 0.118" Scratch Proof, 2-Sides
- ALL22222** 72" x 96", 0.118" Scratch Proof, 2-Sides*
- ALL22228** 40" x 72", 0.093" Standard
- ALL22224** 40" x 72", 0.118" Standard
- ALL22226** 72" x 96", 0.118" Standard*

*Must ship via Truck Freight

Sheet Plastic

Plastic material is 1/4" thick and useful for many projects including building custom nose supports or front splitters.

- ALL22231** 15" x 48"
- ALL22232** 30" x 48"



Body Support Panel

ALL23068

Lightweight aluminum panel features punch/flare holes and 90° flanges to easily connect body braces. Commonly used on template body asphalt car rear quarter panels yet universal enough for use in other locations. 4.5" tall x 30" long with 1" flanges. Sold each.



Related Part

- ALL23020** Adjustable Steel Brace (16" to 27") **ALL23021**
- ALL23021** Adjustable Aluminum Brace (21" to 26")



Modified Nose Support

ALL23073

Spring steel support fits under the nose panel for structural support and eases mounting of nose valances.



Nose Support For Template Nose

Lightweight aluminum nose support features punch/flare holes and predrilled mounting holes for easy installation to the nose and the chassis. Sold each.



- ALL23066** LH Support
- ALL23067** RH Support

Related Parts

- ALL23020** Adjustable Steel Brace (16" to 27")
- ALL23021** Adjustable Aluminum Brace (21" to 26")



Brady Bacon

Late Model Body Brace Kits



Pre-drilled aluminum kits simplify installation of body panels. Both kits include the following braces: two 30" long 120° lower quarter, two 26" long 90° upper quarter and two 10" long 90° front fender. ALL23105 kit also includes three 66" long 90° door braces, where the ALL23107 kit includes two 66" long 90° and one 66" long 120° door braces. Use flat stock, spring steel, or slotted strapping to complete assembly (sold separately).

ALL23105 Body Brace Kit
ALL23107 Body Brace Kit

Modified Body Brace Kit **ALL23106**



Pre-drilled aluminum kit simplifies installation of body panels. Two 66" long 90° door braces, two 30" long 120° lower quarter and two 26" long 90° upper quarter pieces are included. Use flat stock, spring steel, or slotted strapping to complete assembly (sold separately.)



Jamie Lomax

Reinforced Aluminum Angle, 120°

Aluminum angle has many uses including strengthening body panels and providing a mounting point for strapping or body braces, typically used on the lower section of rear quarter panels and doors. The reinforced design adds additional strength over standard 120° angle with an extra bend which also allows easier access to body brace bolts. Angle allows supports or braces to angle upward toward the chassis. Angle is 1/8" thick x 1-1/2" wide and has predrilled 1/4" holes on 1" centers.

ALL23140 26" Long
ALL23140-5 26" Long, 5-Pack
ALL23141 30" Long
ALL23141-5 30" Long, 5-Pack
ALL23142 66" Long
ALL23142-5 66" Long, 5-Pack



Aluminum Angle, 120°

Aluminum angle has many uses including strengthening body panels and providing a mounting point for strapping or body braces, typically used on the lower section of rear quarter panels. 120° angle allows supports or braces to angle upward toward the chassis. Angle is 1/8" thick x 1" wide and has pre-drilled 1/4" holes on 1" centers.

ALL23130 26" Long
ALL23130-5 26" Long, 5-Pack
ALL23131 30" Long
ALL23131-5 30" Long, 5-Pack
ALL23132 66" Long
ALL23132-5 66" Long, 5-Pack



Aluminum Angle, 90°

Aluminum angle has many uses including strengthening body panels and providing a mounting point for strapping or body braces, typically used on the upper section of rear quarter panels and door panels. 90° angle allows supports or braces to fasten directly to the chassis. Angle is 1/8" thick x 1" wide and has pre-drilled 1/4" holes on 1" centers.


ALL23134 26" Long
ALL23134-5 26" Long, 5-Pack
ALL23135 30" Long
ALL23135-5 30" Long, 5-Pack
ALL23138 66" Long
ALL23138-5 66" Long, 5-Pack



Slotted Aluminum Angle, 90°

ALL23124

Slotted angle aluminum brace connects and strengthens body panels. Brace is 1/8" thick x 1" wide x 72" long with 3/8" x 5/8" slots. Ideal for use along tops of spoilers.





Aluminum Angled Stock


1" x 1" aluminum 6063-T5 stock is ideal for fabricating mounting brackets, etc.



Description	4' Length	7.5' Length	16' Length
1" x 1" x 1/16" Thick	ALL22253-4	ALL22253-7	ALL22253-16
1" x 1" x 1/8" Thick	ALL22254-4	ALL22254-7	ALL22254-16
1" x 1" x 3/16" Thick	ALL22255-4	ALL22255-7	ALL22255-16

Steel Angled Stock

Steel angled stock is ideal for building projects around the shop or creating supports when needed. Standard grade steel has excellent welding characteristics and is easily cut and shaped.



Description	4' Length	7.5' Length	12' Length
1" x 1" x 1/8"	ALL22156-4	ALL22156-7	ALL22156-12
1-1/2" x 1-1/2" x 1/8"	ALL22157-4	ALL22157-7	ALL22157-12
2" x 2" x 1/8"	ALL22158-4	ALL22158-7	ALL22158-12

Aluminum Square And Rectangular Tubing

Tubing is 6063-T5 grade alloy with .125" wall thickness. Ideal for fabricating rub rails or building shop, trailer or pit equipment like ladders, pit carts and tire racks.



Description	4' Length	7.5' Length	12' Length	20' Length
Square				
3/4" x 3/4"	ALL22256-4	ALL22256-7	ALL22256-12	ALL22256-20
1" x 1"	ALL22257-4	ALL22257-7	ALL22257-12	ALL22257-20
Rectangular				
1" x 2"	ALL22258-4	ALL22258-7	ALL22258-12	-

Aluminum Flat Stock

Aluminum 6063-T5 flat stock is ideal for fabricating mounting brackets, etc.



Description	4' Length	7.5' Length	12' Length	16' Length
Flat Stock 1" Wide				
1/8" Thick	ALL22250-4	ALL22250-7	ALL22250-12	ALL22250-16
3/16" Thick	ALL22251-4	ALL22251-7	ALL22251-12	ALL22251-16

Steel Flat Stock

Steel flat stock is ideal for building projects around the shop or creating supports when needed. Standard grade steel has excellent welding characteristics and is easily cut and shaped.



Description	4' Length	7.5' Length	12' Length
1" x 1/8"	ALL22150-4	ALL22150-7	ALL22150-12
1" x 3/16"	ALL22151-4	ALL22151-7	ALL22151-12
1-1/2" x 1/8"	ALL22152-4	ALL22152-7	ALL22152-12
2" x 1/8"	ALL22154-4	ALL22154-7	ALL22154-12
2" x 3/16"	ALL22155-4	ALL22155-7	ALL22155-12

**12 FT. AND LONGER LENGTHS
FOR LOCAL PICKUP ONLY!**

Flexible Body Brace Kit



Flexible brace attaches to body or nose panels allowing them to bend then return to original shape, minimizing panel damage. Kit includes all components to build or assemble a flexible body brace up to 33" long with 1/4" ends that crimp to flexible rod with a standard impact crimper (ALL76135) or by using a hammer and punch.

ALL23080 Body Brace Kit

ALL23080-4 . Body Brace Kit 4-Pack

Flexible Body Brace



Flexible brace made from plastic extends up to 31" and may be cut to fit shorter applications. Commonly used to support lower quarter panel or nose sides. Aluminum brackets are adjustable to accommodate a variety of straight and angle applications.

ALL23075 Body Brace

ALL23075-4.. Body Brace 4-Pack

Spoiler/Body Brace



ALL23020

ALL23021

Mount a spoiler or use as a support for lower quarter panel or nose. Can be shortened as needed. Sold each.

ALL23020 Steel, Natural, Adjusts 16" to 27"

ALL23021 Aluminum, Black, Adjusts 21" to 26"



Tanner English

Plastic Body Strap

Connect and support body panels to the chassis of most race cars. Durable plastic strap is easily drilled and cut to length, making it an excellent choice for body strapping. Strap is 48" L x 1" W.

ALL23088 Body Strap, Single
ALL23088-4 Body Strap, 4-Pack




Slotted Body Strap **ALL23120**

Connect and support body panels on the chassis of most race cars. 3/16" thick x 46" L x 1" W aluminum strap has 1/4" slots every inch. Use with ALL23105 body brace kit for complete body installation.



Spring Steel **ALL23110**

Use to make braces when hanging body and fender pieces. Hardened and tempered coil is 40' L x 1" W x .062" thick.



Shrink Sleeve For Spring Steel

Shrink sleeve works great when doubling up 1" wide spring steel.

ALL23112 25' Long Roll
ALL23113 100' Long Roll



Hammer Type

Spring Steel Punch **ALL23116**

Hammer type punch places a 1/4" diameter hole 1/2" from the end of most 1" x .062" thick spring steel material. Punch features a built-in stop which positions the material for accurate hole placement. Punch needs to be placed on a hard surface (i.e. concrete floor, steel anvil, etc.) and struck lightly with a 3 to 4 lb. hammer.



Replacement Part

ALL99013 Mandrel For ALL23116

Impact Gun

Spring Steel Punch **ALL23117**

Impact gun style punch places a 1/4" diameter hole 1/2" from the end of most 1" x .062" thick spring steel material. Punch features a built-in stop which positions the material for accurate hole placement. Punch may be placed in a vise or handheld and impact gun driven using a 3/4" socket.



Replacement Parts

ALL99014 Mandrel For ALL23117
ALL99173 Mandrel Bolt

Body Bolt Kits

Bolts are designed for easy installation and removal, with a 1/4"-20 thread and a built-in captured washer. Nuts have built-in serrations to prevent loosening. Body bolts are commonly used to fasten body panels and side skirts for easy removal but may be used anywhere a bolt with a captured washer is needed.



Under-Head Length	Color	10-Pack	50-Pack
3/4"	Black	ALL18553	ALL18553-50
	Clear	ALL18654	ALL18654-50
1-1/8"	Black	ALL18560	ALL18560-50
	Clear	ALL18655	ALL18655-50
	Gold	ALL18561	ALL18561-50

Check Out Our Fasteners Section!

For more body related fasteners see pages 104 to 121.



Body Brace Tabs

Mild steel tabs have built-in gussets for added support. Choose tabs that mount parallel or perpendicular to tubing. Package of 4.

Part No.	Description	Thickness	Overall Height	Center Of Hole Height	Hole Dia.
ALL60014	Round Tube, 1/4" Hole	1/8"	1-1/2"	1"	1/4"
ALL60015	Round Tube, Slotted	1/8"	1-1/2"	7/8"	1/4" x 3/4"
ALL60016	Round Tube, 3/8" Hole	1/8"	1-3/4"	1-1/4"	3/8"
ALL60017	Round Tube, 1/2" Hole	1/8"	1-3/4"	1-1/4"	1/2"
ALL60041	Round Tube, 1/4" Hole	1/8"	1-3/4"	1-1/4"	1/4"
ALL60086	Round Tube, 1/4" Hole	.085"	1-7/16"	1-15/16"	1/4"
ALL60087	Round Tube, 1/4" Hole	1/8"	1-7/16"	1-15/16"	1/4"
ALL60024	Flat Mount, 3/8" Hole	.085"	1-9/16"	7/8"	3/8"
ALL60027	Flat Mount, 1/4" Hole	.085"	1-9/16"	7/8"	1/4"





1/2" Steel Hood Pin Kits

Kits include two each: 4" long x 1/2" dia. chrome steel pins, chrome steel scuff plates, clips, and four nuts. Available with flip-over or hairpin-style clips.

ALL18512..... Kit With 3/16" Dia. Flip-Over Clips

ALL18514..... Kit With 5/32" Dia. Hairpin Clips

ALL18513..... Kit With 1/4" Dia. Flip-Over Clips



ALL18514

1/2" Aluminum Hood Pin Kits

Kits include two each: 4" x 1/2" dia. aluminum pins, aluminum scuff plates, flip over style, 1/4" dia. steel clips, and four nuts. Clip flips over pin and over-center action locks clip in place.



Color	Complete Kit	Pins Only, 1-Pair
Silver (Plain)	ALL18500	ALL18507
Red Anodized	ALL18501	ALL18508
Blue Anodized	ALL18502	ALL18509
Gold Anodized	ALL18503	ALL18510
Black Anodized	ALL18504	ALL18511

3/8" Aluminum Hood Pin Kits

Kits include two aluminum 3-1/2" x 3/8" dia. pins, two aluminum scuff plates, two flip over style 3/16" dia. steel clips, and four nuts. Clip flips over stud and locks into place. Over-center action keeps clip in place.



Color	Complete Kit	Pins Only, 1-Pair
Silver (Plain)	ALL18480	ALL18487
Red Anodized	ALL18481	ALL18488
Blue Anodized	ALL18482	ALL18489
Black Anodized	ALL18484	ALL18491

Lightweight Hood Pin Kits

Kits include two 2-3/4" long gun-drilled aluminum pins, two clips, two lightweight aluminum plates and four steel jam nuts.



Color	Kit With 3/8" Pins	Kit With 1/2" Pins
Silver (Plain)	ALL18472	ALL18476
Black Anodized	ALL18473	ALL18477

Hood Pin Supports

Supports thread onto hood pins (before installation) and are a good alternative to sections of rubber hose commonly used to support hoods and deck lids. Once supports are in place, a set screw prevents movement. Supports work with Allstar Performance aluminum hood pins and other fully threaded hood pins. Package of 2.



ALL18478 3/8"-24

ALL18479 1/2"-20

Hood Pin Extensions

Aluminum extensions fit into existing chassis mounts. 1/2"-20 male to 1/2"-20 female, with 13/16" thread depth. Sold each.



ALL18524 1-3/4" Tall

ALL18525 2-3/4" Tall

Hood Pin Adapters

Aluminum adapters convert existing chassis mounts over to hood pin mounts. Sold each.



ALL18526 1/2" Hood Pin Mount To 3/8" Hood Pin, 1/2"-20 Male To 3/8"-24 Female

ALL18527..... Converts 1/2" Coarse Mount To 1/2" Hood Pin, 1/2"-13 Male To 1/2"-20 Female

Universal Hood Pin Mount

ALL60067

Universal bracket with 1/4" mounting holes can be bolted on or welded in place. Bracket accepts 1/2" hood pins to secure hood and deck lids along with many other uses. Constructed of .100" steel, bracket has a built-in reinforcing gusset for added strength.



Hood Pin Mounts

Mounts ease hood pin installation. Choose from threaded boss or tab style.



ALL60005

ALL18520

Part No.	Description	Qty. Per Package
ALL18521	3/8"-24 Hood Pin Boss	2
ALL18520	1/2"-20 Hood Pin Boss	2
ALL60005	1/8" Mounting Tab with 1/2" Hole	4
ALL60006	3/16" Mounting Tab with 1/2" Hole	4



Justin Grant

Plastic Scuff Plates

Sturdy plastic scuff plates have a raised center for quick, easy removal of hood pin clips. Plates have a 1/2" center hole and four recessed rivet holes for simplified installation.



Color	4-Pack	25-Pack
Black	ALL18430	ALL18430-25
White	ALL18431	ALL18431-25
Red	ALL18432	ALL18432-25
Blue	ALL18433	ALL18433-25
Orange	ALL18434	ALL18434-25
Silver	ALL18435	ALL18435-25
Pink	ALL18436	ALL18436-25
Purple	ALL18437	ALL18437-25
Fluorescent Yellow	ALL18438	ALL18438-25
Fluorescent Orange	ALL18439	ALL18439-25

Scuff Plates

Scuff plates are used to protect painted finishes from repeated hood pin clip use. Plates are drilled for mounting screws or 1/8" diameter rivets. Package of 4.

Description	1/2" Hole	3/8" Hole
Chrome Steel	ALL18517	—
Aluminum	ALL18518	ALL18519
LW Aluminum	ALL18471	ALL18470



ALL18517



ALL18471

Hood Pin Clips

The same quick removal pins and clips included with Allstar's hood pin kits. Hair pin clip has a rotated loop for easy grasp and the flip-over clips have a loop with an over center locking feature to keep pin in place. Package of 2.

- ALL18516** Hairpin Clip, 5/32"
- ALL18515** Flip-Over Clip, 3/16"
- ALL18506** Flip-Over Clip, 1/4"



ALL18516



ALL18506

3/16" Flip-Over Clip With Lanyard

Our most popular size flip-over clip commonly used with hood pins is now available with an added steel lanyard which fastens to body panel for easy installation, and to prevent lost clips. Sold each.


- ALL18460** Clip With 6" Lanyard
- ALL18462** Clip With 10" Lanyard



Steel Lanyards

Steel lanyards feature 1/16" diameter cable with 3/4" loops on each end for light duty applications such as hood pins or retention of similar type fasteners to prevent loss. Sold each.

- ALL18461** 6" Long
- ALL18463** 10" Long



Nylon Lanyards **ALL18468**

Nylon lanyards feature a molded end with a 3/16" hole on one end and a snap together open loop on the other end to quickly and easily secure a variety of components. Once snapped together, loop is permanently locked. 10" long, package of 4.



Hinge Kits

Use steel hinge kits on hoods and deck lids for quick, one person inspection of engine compartment or trunk area. Universal kits include two complete hinges.

- ALL18522** 2-1/4" Long, 5/8" Tall, 1/4" Hole
- ALL18523** 3" Long, 1-1/4" Tall, 1/4" Hole



Hood Prop **ALL23260**

Aluminum hood prop is a must for supporting lightweight aluminum and fiberglass hinged hoods or trunk lids commonly found on asphalt template body cars. Prop mounting hole distance is 17-1/4" when open. Sold each.



Car Covers

Covers are constructed of a waterproof material and designed for a precise fit. The template body cover has zippers to access the interior and at the wheel well openings. The Dirt Late Model cover has zippers to access the engine and driver compartment. Full size covers have reflective silver finish to reflect heat, a soft cotton inner liner, built-in grommets and elastic banding. Not designed for outdoor storage.

- ALL23300** Template Body LM and Metric Street Stock
- ALL23301** Template Body Greenhouse Cover
- ALL23302** Dirt Late Model*
- ALL23306** Modified (IMCA/UMP Type)
- ALL23304** Back Half Cover
- ALL23305** Mini Stock **NEW**

*Cover is designed for cars with 8" spoiler and sides.



ALL23302



ALL23306



ALL23301



ALL23305

Hood Scoops



ALL23232



ALL23233



ALL23237



ALL23246

Scoops are molded from durable high impact plastic with carbon fiber look and have a molded-in flange for easy mounting. Designed for use with 14" air cleaners, scoops protect air cleaners that protrude through the hood from dirt and debris. All scoops surround approximately half of the air cleaner assembly.

Part No.	Description	Height	Center of A/C to Front of Scoop
ALL23230	Short Tapered Front	2-1/2"	12"
ALL23232	Short Tapered Front	3-1/2"	13"
ALL23246	Long Tapered Front	3-1/2"	17"
ALL23247	Long Tapered Front*	3-1/2"	17"
ALL23248	Long Tapered Front	5-1/2"	18"
ALL23249	Long Tapered Front*	5-1/2"	18"
ALL23233	Open Front	3-1/2"	12-1/2"
ALL23235	Flat Front	3-1/2"	15-1/2"
ALL23237	Flat Front	5-1/2"	18"

*Mounting flange has a slight curvature for rolled hoods

Aero Scoops

Aerodynamically designed fiberglass scoops are strong yet lightweight with a durable, black high-gloss, seamless gelcoat finish and a 2" wide mounting flange. Open back scoops have an angled 6" tall rear opening to fit most windshields.



ALL23284

Part No.	Description	Overall Height	Overall Length	Width w/o Flange
ALL23280	Open Back	13-1/2"	50"	14-1/2"
ALL23282	Open Back	13"	50"	14-1/2"
ALL23284	Closed Back	12"	38"	14-1/2"

Dragster Scoops

Strong yet lightweight, fiberglass scoops have a durable, black high-gloss, seamless gelcoat finish. Complete installation on 4500 series carburetors requires a scoop tray mounting kit, which mounts between carb and intake manifold to secure ALL23288 scoop tray. Scoops are typically secured to tray with quick turn fasteners and hardware (sold separately).



ALL23272

Part No.	Overall Height	Overall Length	Width
ALL23270	16"	33"	14"
ALL23272	15-1/2"	25-1/2"	14"
ALL23274	20-1/2"	29-1/2"	14"

Dragster Scoop Trays

Scoop tray is the lower portion of the scoop or plenum that directs air into the carburetor when used with dragster style scoops. Tray measures 21-5/8" L x 13-1/2" W and requires a separate scoop tray mount which supports the tray above the carburetor providing a secure mounting point for scoop.



ALL23268

Flat Mount

ALL23266 Aluminum Tray for 4150 Series Carb

ALL23267 Aluminum Tray for 4500 Series Carb

Raised - 3" Tall

ALL23268 Aluminum Tray for 4150 Series Carb

ALL23269 Aluminum Tray for 4500 Series Carb

ALL23288 Fiberglass Tray for 4500 Series Carb

Scoop Tray Mounts

Scoop tray mounts offer an all in one solution to mount a scoop tray, throttle, and nitrous solenoids. Mounts provide a clean look, eliminating the need to use multiple brackets, mounts and gaskets. CNC machined from 6061 aluminum, black anodized. Standard Mounts



ALL54304

ALL54302 4150 (1.755" Bore)

ALL54304 4500 (2.375" Bore)

Dial-In Boards

Dial-in boards are a great alternative to messy shoe polish when displaying your ET dial-in. Highly visible 3" tall white numerals help to ensure correct times are entered at the tower. Each numeral has seven pivoting sections that are easily changed to quickly adjust dial-in time. Available with mounting holes for a standard dial-in board bracket or ALL23293 with suction cups and hook/loop tape.



ALL23291 3 Digit w/Mount Holes

ALL23292 4 Digit w/Mount Holes

ALL23293 4 Digit w/Suction Cups And Hook/Loop Tape

Dial-In Board Mounts

ALL23297

Two-piece billet aluminum mount fits dial-in boards with 8.75" x 3" mounting hole patterns. Top portion of bracket swivels to position board at the best viewing angle.




Dirt Roofs

Popular fiberglass roofs found on many Dirt Late Models and Modifieds. 46" L x 47" W.

ALL23180 White

ALL23181 Black




Extended Dirt Roofs

Fiberglass roofs for Dirt Late Model and Modifieds are extended for maximum allowed coverage. 1/2" rolled side rails provide added strength. 54" L x 51" W.

ALL23170 White

ALL23171 Black




Related Part

ALL23215 Universal Dirt Roof Cap, 50" Wide

Universal Dirt Roof Cap

ALL23215

Universal plastic cap has a simulated carbon fiber look and is wide enough to fit extended and 2-piece dirt roofs. Cap fastens to the leading edge of most roofs to reinforce and protect the leading edge from stone chips. Cap is 50" wide overall.



Rear Roof Support **ALL23122**

Drilled and slotted aluminum support strengthens Dirt Late Model and Modified rear roof area. Support is 42" L x 7/8" W x 1/8" thick and has 1/4" x 1/2" slots on 1" centers.



Accessory Clamps

Aluminum two-piece clamps are ideal for mounting small parts and accessories or creating an adjustable clamp-on mount for supporting body or roof panels. Clamps are 1/2" wide and include two 1/4" button head fasteners.



Countersunk Bolt Kits with Aluminum Washers

Kit includes specially designed aluminum washers which allow the socket head fasteners to install flush with the surface creating a smooth finished look. Many uses include mounting roofs, side skirts, spoilers and replacing sharp edged fasteners inside cockpit. Kits include washers, bolts and nyloc nuts.




Bolt Size	Washer O.D.	Finish	10-Pack	50-Pack
Countersunk Bolt Kits				
#10-24 x 1"	1"	Clear	ALL18630	ALL18630-50
#10-24 x 1"	1"	Black	ALL18631	ALL18631-50
1/4"-20 x 1"	3/4"	Clear	ALL18628	ALL18628-50
1/4"-20 x 1"	3/4"	Black	ALL18629	ALL18629-50
1/4"-20 x 1"	1"	Clear	ALL18632	ALL18632-50
1/4"-20 x 1"	1"	Black	ALL18633	ALL18633-50
1/4"-20 x 1"	1-1/4"	Clear	ALL18634	ALL18634-50
1/4"-20 x 1"	1-1/4"	Black	ALL18635	ALL18635-50

Size	With 1/4"-20 Mount	With 1/4"-20 Mount And A 1/4" Through Hole
1"	ALL10455	ALL10485
1-1/4"	ALL10456	ALL10486
1-3/8"	ALL10457	ALL10487
1-1/2"	ALL10458	ALL10488
1-5/8"	ALL10460	ALL10489
1-3/4"	ALL10459	ALL10490

Universal Brackets

Universal 1/4" thick aluminum brackets may be drilled and tapped, to custom mount just about anything.



ALL10452 1-1/4"

ALL10453 1-1/2"

ALL10454 1-3/4"

Flush Mount Bolts

Slotted 1/4"-20 flush mount bolts have a 1" O.D. beveled head to provide a smooth finished appearance. Excellent when securing panels, nose supports, spoiler sides and many other uses. Size noted is under head length. Package of 10.



Length	Steel	Aluminum	Black Aluminum
3/4"	ALL18640	ALL18641	-
1"	ALL18645	ALL18646	ALL18647
1-1/4"	ALL18650	ALL18651	-



Ben Watkins



Dirt Late Model Spoiler

ALL22999

Black powder coated aluminum spoiler consists of two unequal length laser cut sections, one 16" wide and the other 56" wide. Unequal length design blades provide more down force on the right rear of the car and allow more spoiler area in case of right side damage. Assembled spoilers measure 72" wide x 8" tall with a 1" reinforcing lip. Three vertical supports have 2" of adjustment. Mounting hinges included.



Modified Spoiler Kits

NEW

Aluminum spoiler kit includes all components to build a two-piece spoiler up to 67" wide. Kit includes one 49" blade and one 18" blade with separate ends for building a custom width spoiler. Blades feature a reinforcing lip located on the trailing edge and a black powder coated finish. Complete spoiler kit includes two rear blades, four spoiler support brackets, two outer side panels, a center support and mounting hinges for each blade.

ALL22961 3" Tall Spoiler Kit

ALL22960 3" Tall Spoiler without Sides or Center Support



Modified Spoilers

Aluminum spoiler is a two-piece design totaling 67" in width including one 49" blade and one 18" blade. Features include rear blades with pre-formed ends, a reinforcing lip located on the trailing edge and a black powder coated finish. Complete spoiler includes two rear blades, two outer side panels, a center support and mounting hinges for each blade.

ALL22992 3" Tall Spoiler

ALL22973 3" Tall Spoiler without Sides or Center Support




Spoiler Supports

Aluminum support has strong 1/4" steel rod ends with hardware. Center tube has left- and right-hand threaded ends for quick adjustments. 1/4"-20 mounting hardware included. Sold each.

ALL23022 6"

ALL23023 8"



Spoiler/Body Brace



Mount a spoiler or use as a support for lower quarter panel or nose. Can be shortened as needed. Sold each.

ALL23020 Steel, Natural, Adjusts 16" to 27"

ALL23021 Aluminum, Black, Adjusts 21" to 26"

Spoiler Brackets

Aluminum spoiler brackets rivet directly to the rear spoiler and bolt to the side supports. Curved slot allows quick spoiler adjustment. Brackets are sold flat and require a 90° bend for LH or RH use. Package of 2.

ALL23251 4" Tall Bracket For 5" Spoiler

ALL23250 6-1/2" Tall Bracket For 8" Spoiler



Rear T-Bar Breakaway

Aluminum breakaway mounts to the right rear t-bar found on most Late Models and Modifieds. 1/8" thick with an overall length of 20" wide but it can easily be cut down to 14".

ALL23255 Plain

ALL23256 Black



Aluminum Hinges


Low profile hinge is 2" wide when open and has 7/8" of flat surface on each side of the center pin. Available in 36" and 72" lengths. Commonly used when building spoilers and access doors.



Length/Color	Each	5-Pack
36" Long, Plain	ALL23125	ALL23125-5
72" Long, Plain	ALL23127	ALL23127-5
36" Long, Black	ALL23126	ALL23126-5
72" Long, Black	ALL23128	ALL23128-5

Access Panel Kits

Aluminum panels can be mounted to provide easy access to dry sump pump tanks, fuel cells or other under panel items. Kits include frame, access door, hinge, quick turn fastener and quick turn fastener spring. Sizes refer to door opening dimensions, add 2" for installed dimensions.



Size	Clear	Black
6" x 6"	ALL18530	ALL18540
8" x 8"	ALL18531	ALL18541
6" x 14"	ALL18532	ALL18542
10" x 14"	ALL18533	ALL18543
14" x 14"	ALL18534	ALL18544

Replacement Parts

ALL18990 Quick Turn Fastener, 10-Pack

ALL19300 Quick Turn Fastener Spring, 10-Pack

Fiberglass Dash Panels

One-piece, sturdy fiberglass dash panel has four outer pods to accept 2-5/8" gauges and a center area which is perfect for tachometers up to 5" diameter. Wrap around style panel has upper and lower mounting flanges and measures 29" W x 7" tall.

ALL23242 White

ALL23243 Black

*Gauge Kits available to work with dash panels found on page on page 83.



Windshield **ALL23240**

Tinted scratch-proof material provides added protection to driver from wind and debris. Shield has rounded edges for a clean, smooth appearance and measures 30" L x 4-1/4" tall. Commonly used on Dirt Late Models and Modifieds.



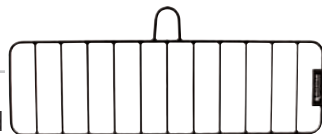
Windshield Support **ALL23245**

Aluminum support mounts to the windshield to help prevent flexing and improve aerodynamics.



Rock Screens

Steel screen mounts to chassis providing driver added protection from rocks and debris. Black powder coated screen is 7-1/2" tall with 2" wide slots. Approximately 1.60 lbs.



ALL30165 25" Long

ALL30166 23-3/4" Long



Chris Madden

Dirt Skirtz

Minimize clay build up! Unique material is very flexible and virtually eliminates clay build up so there is no more need to adjust set up for the added weight of clay. Install on the bottom side of dirt car deck panels, choose width based on panel to cover, install supplied Velcro strips and attach Dirt Skirtz. To clean (if necessary), simply remove and wash.



ALL23310

ALL23309 10" x 23" (Fuel Cell)

ALL23310 12" x 60"

ALL23312 15" x 60"

ALL23314 21" x 60"

ALL23316 25" x 60"

ALL23308 **Do-It-Yourself Kit** Custom build your own Dirt Skirtz. Kit includes a 60" x 60" piece of Dirt Skirtz material that may be cut to desired size and attached with the included Velcro material. Note: Once Velcro is applied to material, we recommend sewing the two pieces together for best results.

ALL23318 Replacement Velcro Hook Side 1" x 13'

ALL23319 Replacement Velcro Loop Side Soft 1" x 13'



ALL23309

Mud-X Concentrate

ALL78230

Mix concentrate with up to ten quarts of water to produce a coating that prevents mud, dirt, oil, rubber and exhaust residue from sticking to body panels. Safe for metal, plastic, rubber, and painted surfaces. One quart container.



Mud-X Cleaner **ALL78232**

Cleans and shines plastic, polycarbonate, chrome, fiberglass, paint, vinyl and leather and leaves an invisible coating that protects surfaces and repels dirt, dust, fingerprints, smudges and bugs. Spray it on and wipe it off. Excellent anti-fog coating for helmet shields. 14 oz. can.



Pre-Race Dirt Solution **ALL78234**

Spray directly on the body and underside of your car before entering the racetrack. Helps prevent dirt, oil and rubber from sticking to the frame and body panels. Use direct without water. Half gallon container.



Ground Shipment Only

Metric Brake Rotors

New stock replacement brake rotor includes new bearing races and studs for most intermediate sized Metric chassis cars including Monte Carlo, Grand Prix, and Regal. Rotors measure 10.5" O.D. x 1.03" thick. Bearings and seal not included.



ALL42088

Note: Both rotors will work with Allstar metric spindles ALL56318 or ALL56319.

1979-81*

ALL42086..... Rotor With 5/8"-11 Wheel Studs, 5 On 5" B.C.

*Outer bearing race has a 1.97" O.D.

Related Parts For 1979-81 Style Rotor

ALL72160..... Spindle Nut Kit

ALL72164..... Front Hub Dust Cap

ALL72305..... Master Bearing And Seal Kit

ALL72128..... Hub Seal

ALL72275..... Inner Bearing

ALL72277..... Outer Bearing



ALL72160



ALL72164

ALL72305

1982-88†

ALL42087..... Rotor With 12mm-1.50 Studs, 5 On 4-3/4" B.C.

ALL42088..... Rotor With 5/8"-11 Wheel Studs, 5 On 5" B.C.

†Outer bearing race has a 1.78" O.D.

Related Parts For 1982-88 Style Rotor

ALL72160..... Spindle Nut Kit

ALL72164..... Front Hub Dust Cap

ALL72306..... Master Bearing And Seal Kit

ALL72128..... Hub Seal

ALL72275..... Inner Bearing

ALL72278..... Outer Bearing



ALL72306

Hybrid Brake Rotor **ALL42094**

The hybrid rotor combines the versatility of the Granada style hub with a reduced diameter and width. Rotor is a popular choice when used with Mustang II spindles, metric style brake calipers and hybrid caliper brackets. Rotor measures 10-1/8" O.D. x .812" thick, includes 5/8"-11 wheel studs on a 5x5" B.C., weighs 14 lbs and includes new bearing races.



Related Parts

ALL72161..... Spindle Nut Kit

ALL72164..... Front Hub Dust Cap

ALL72309..... Master Bearing and Seal Kit

ALL72126..... Hub Seal

ALL72270..... Inner Bearing

ALL72274..... Outer Bearing

Granada Brake Rotor

Rotor is often used when converting stock Mustang II brake assemblies to 11" O.D. x .875" brake rotors and larger calipers. Rotors include new bearing races and install directly to Mustang II spindles with stock bearings and seals (not included).



ALL42090

ALL42090..... Rotor w/ 1/2"-20 Wheel Studs, 5 On 4-1/2" B.C.

ALL42091..... Rotor w/ 1/2"-20 Wheel Studs, 5 On 4-3/4" B.C.

ALL42089..... Rotor w/ 5/8"-11 Wheel Studs, 5 On 5" B.C.

Related Parts

ALL72161..... Spindle Nut Kit

ALL72165..... Front Hub Dust Cap

ALL72308..... Master Bearing And Seal Kit

ALL72126..... Hub Seal

ALL72270..... Inner Bearing

ALL72274..... Outer Bearing



ALL72165

ALL72308

TECH TIP

The term "Metric Chassis" commonly refers to the intermediate line of GM cars built from 1978 through 1988 including the Chevrolet Monte Carlo and Malibu, Oldsmobile Cutlass, Buick Regal and the Pontiac Grand Prix. These chassis are very similar but they also have some differences. One of the major differences applies to the front steering spindles and brake rotors. There were three different brake rotors used and two different spindles. 1978 year vehicles used a spindle/rotor combination that was a one-year production. 1979-88 vehicles used the same spindle but utilized two different brake rotors. These rotors appear very similar but the 1979-81 use a brake rotor with a larger outer bearing and race than the 1982-88 model years. These rotors may be interchanged but will require the matching outer bearing for proper installation.

GM Rear Brake Rotor **ALL42095**

Hat style brake rotor with 5 on 4-3/4" pattern can be used with ALL42180 and ALL42181 7.5" metric caliper brackets and stock type axles. 11-5/8" vented rotor is .790" thick and has a 2.800" I.D. center indexing hole to work with most metric style axle flanges with a maximum O.D. of 6".



Late Model And Modified Brake Rotor **ALL42011**

Lightweight solid rotor for Late Models and Modifieds. Use anywhere reduction of un-sprung weight is desirable. Rotor is scalloped to provide maximum weight loss without compromising braking performance or rotor durability. Rotor is steel 8-bolt with a 7" bolt circle, 11.75" diameter and .250" thickness.



32 Vane Non-Directional Brake Rotor **ALL42010**

NEW

Popular 8-bolt brake rotor is commonly used on the rear of modifieds and stock cars and features a 32 non-directional vane design which allows this rotor to be used on either side of the vehicle. Rotor measures 11.75" x .810" wide and weighs just 8lbs.



40 Vane Directional Rotors

Heavy duty 40 vane brake rotors provide added strength and cooling over standard 36 vane rotors. 11.75" x 1.25" 8 bolt rotors weigh just 11 pounds and have ball milled slots to keep rotor clean.

ALL42004..... LH 1.25" x 11.75" 8-Bolt

ALL42005..... RH 1.25" x 11.75" 8-Bolt



ALL42004

36 Vane Directional Rotors

Rotors have 36 directional cooling vanes and are 1-1/4" thick x 11-3/4" diameter. Directional cooling vanes allow brakes to run much cooler than conventional rotor designs. Rotors fit solid mounting brake hats or hubs.

ALL42000..... LH 1.25" x 11.75" 8-Bolt

ALL42001..... RH 1.25" x 11.75" 8-Bolt



Rotor Bolt Kit

Grade 5, 1" bolts fasten disc brake rotors to rotor hat or hub. Includes ten bolts, ten washers and ten self-locking nuts.

ALL42026 5/16"-18 Kit

ALL42036 5/16"-24 Kit **NEW SIZE**



Stamped Steel Rotor Hat **ALL42120**

Brake hat fits 8-bolt rotors with 7" bolt circle mount. Made of stamped steel with a 3" offset and drilled for 4-1/2", 4-3/4" and 5" bolt circles. Hat has 3.060" diameter centering hole and fits axle flanges with up to 5.75" diameter. Drilled for 1/2" wheel studs. IMCA Legal.



Cast Aluminum Rotor Hats

Cast aluminum hats are available in two offsets, fit 8-bolt rotors with 7" bolt circle mount, have a 3.060" diameter centering hole and fit axle flanges with up to 6.050" diameter. Drilled for 1/2" studs.



ALL42129

ALL42129 2-1/2" Offset, 2.2 Lbs.

ALL42128 3" Offset, 2.5 Lbs.

Rotor Spacer For Dirt Late Models

Minimize caliper damage from debris and maximize cooling capabilities. Rotor spacer bolts to a Wide 5 hub, moving the rotor/caliper inboard and out of the wheel shell. When used on the left rear corner, spacer also helps reduce caliper damage from this common debris area. Made from 6061 aluminum and includes eight mounting bolts.

ALL42014 1.75" Rotor Spacer

ALL42016 2.25" Rotor Spacer



Mustang II Caliper Brackets

Install 11" Granada style rotors and GM Metric style calipers on stock height or lowered Mustang II spindles with these bolt-on caliper brackets. Lightweight steel brackets weigh just over one pound each and are sold individually. Commonly used on Modifieds and stock cars.

ALL42110 LH Caliper Bracket

ALL42111 RH Caliper Bracket



ALL42111

Hybrid Mustang II Caliper Brackets

Install smaller hybrid style rotors and intermediate GM Metric style calipers on stock height or lowered Mustang II spindles with these bolt-on caliper brackets. Lightweight steel brackets weigh just one pound each and are sold individually. Commonly used on Modifieds and stock cars.

ALL42118 LH Hybrid Caliper Bracket

ALL42119 RH Hybrid Caliper Bracket



ALL42118

GM 7.5" Rear Caliper Brackets

Steel bolt-on brackets are used when converting drum brake equipped 7.5" GM style rear ends to disc brakes. 1/4" thick brackets replace the drum brake backing plates to provide secure mounting for standard intermediate metric calipers (ALL42083 and ALL42084). Use with ALL42095 brake rotor.

ALL42180 LH Bracket

ALL42181 RH Bracket



ALL42180 ALL42181



Rear Caliper Brackets

Made from 1/4" thick steel, brackets fit 3" diameter axle housings and work with 11.75" diameter rotors. Available for many setups.



Clamp-On Brackets

- ALL42101** Big GM, 7" Spacing
- ALL42103** GM Metric, 5-1/2" Spacing, Wide Clamp
- ALL42185** GM Metric, 5-1/2" Spacing, Narrow Clamp
- ALL42186** GM Metric, 5-1/2" Spacing, Narrow Clamp With Reinforcing Gussets
- ALL42105** Wilwood Dynalite, 5-1/4" Spacing
- ALL42109** Wilwood Superlite, 3-1/2" Spacing

Weld-On Brackets

- ALL42100** Big GM Style, 7" Spacing
- ALL42102** GM Metric, 5-1/2" Spacing
- ALL42104** Wilwood Dynalite, 5-1/4" Spacing
- ALL42108** Wilwood Superlite, 3-1/2" Spacing

GM Metric Caliper Bracket

ALL42133

3-piece modular bracket has the caliper bracket bolted separately for easy installation to a 3" axle tube without removing the rear hub assembly. Specially designed to mount a GM Metric caliper with 5-1/2" bolt spacing to axle tube when using a 11-3/4" diameter brake rotor. Additional locking bolts install into axle tube to help prevent bracket from rotating.



Replacement Part

NEW

- ALL99433** Bolt-On Caliper Bracket

Ford 9" Axle Spacer Plates

Spacer plate takes the place of drum brake backing plate and properly pre-loads the tapered style axle bearing. Spacers fit large bearing Ford 9" housing ends. Sold each.



- ALL72318** Late Torino Style
- ALL72319** Early Style

Related Item

- ALL72042** Backing Plate T-Bolts (Late Style), 8-Pack

Caliper Bolt Lock Washers

ALL16133-25

Correct lock washer to be used with GM style caliper bolts. Washer also acts as a spacer in applications when there is reduced thread engagement in some fabricated brackets. Sold in a pack of 25.



Wilwood Superlite

Caliper Bracket ALL42134

Lightweight aluminum caliper bracket bolts together for easy installation to a 3" O.D. axle tube without removing the rear hub assembly. Specially designed to mount a Wilwood Superlite caliper with 3-1/2" bolt spacing to axle tube when using a 11-3/4" diameter brake rotor. Additional locking bolts install into axle tube to help prevent bracket from rotating.



Superlite Caliper Bracket

For Bolt On Snouts ALL42137

For use with 8-bolt axle tubes and bolt on snouts where there is no room for a bracket to clamp on the tube. This bracket mates between the tube and the snout and has multiple holes for preference of caliper location.



Brake Line Deflectors

Deflectors mount on caliper or spindle on an open wheel car to protect brake lines and fittings from damage. Sold each.

- ALL50250** LH Deflector
- ALL50251** RH Deflector



ALL50250




ALL50251

Brake Calipers

Stock style calipers are perfect replacements on most GM vehicles and will fit up to 1" wide rotor. Metric inlet thread is 10mm x 1.50 pitch. Big GM inlet thread is 7/16"-20.

- ALL42081** RH 1973-77 Big GM
- ALL42082** LH 1973-77 Big GM
- ALL42083** RH 1978-87 Metric GM
- ALL42084** LH 1978-87 Metric GM



Note: We reference RH (right-hand) or LH (left-hand) based on the caliper being mounted behind the rotor, however, all calipers may be mounted on the front or backside of the rotor.

GM Caliper Bolts

Replacement caliper bolts fit most GM calipers and allow for easy installation and removal. Bolts feature a built-in sleeve to allow for extra caliper travel. Package of 2.

- ALL42079** Socket Head, 3/8" Allen
- ALL42080** Hex Head, 5/8" Wrench



ALL42079



ALL42080

GM Caliper Spacers

Aluminum spacers for use with stock or stock design aftermarket calipers and thin rotors. Spacers keep the piston safely in the bore of the caliper. Choose from large GM style or midsize GM Metric caliper. Spacers are sold each and may need additional clearance depending on caliper used.

ALL42039 GM Metric, .100" Thick

ALL42040 GM Metric, .190" Thick

ALL42041 Big GM, .190" Thick



ALL42040

Caliper Spacers

Aluminum spacer is designed to work with non-bridge bolt pads such as Wilwood Superlite, Hawk HB101 series and Performance Friction 7751. Sold each.

ALL42042 0.119" Thick

ALL42043 0.190" Thick



Rear Disc Brake

Kit **ALL42019**

Update and greatly improve braking power by converting standard drum brake rear ends to disc brakes.

Universal rotor hat fits 5 on 4-1/2", 5 on 4-3/4" and 5 on 5" bolt patterns. Caliper mounting brackets weld onto 3" axle tubes. Rotor hats will not work with some aftermarket axles. Axles with flanges larger than 5-3/4" must use cast aluminum rotor hats, ALL42128 or ALL42129.

Kit includes rotors (.810" x 11.75"), universal rotor hats, rotor bolt kits, caliper mounting bolts and caliper mounting brackets for GM intermediate metric style calipers (ALL42083 and ALL42084).

Kit Does Not Have Provisions For Parking Brake



Mustang II Front Disc Brake Kits

Improve the stopping power and safety of cars equipped with Mustang II spindles. Kits include large 11" brake rotors, caliper mounting brackets, calipers, brake pads and installation hardware. Brake hose kits ALL42025 or ALL42032 will help complete the installation.

ALL42024 Disc Brake Kit Rotors With 1/2"-20 Wheel Studs 5 On 4.50" B.C.

ALL42029 Disc Brake Kit Rotors With 1/2"-20 Wheel Studs 5 On 4.75" B.C.

ALL42030 Disc Brake Kit Rotors With 5/8"-11 Studs 5 On 5" B.C. (Brake Pads Not Included)




D.O.T. Brake Hose Kits

Kit includes everything necessary to complete the connection between 3/16" steel brake line and the brake caliper for one axle. Kits include two brake line adapter fittings, steel weld on tabs, retainer clips, banjo caliper fittings, banjo bolts, crush washers, and 16" DOT approved #3 braided steel hoses.

ALL42032 GM Metric Kit With 10mm-1.50 Caliper Bolts

ALL42033 Big GM Kit With 7/16"-20 Caliper Bolts




Brake Hose Kits

Kit includes everything necessary to complete the connection between 3/16" steel brake line and the brake caliper for one axle. Kits include two brake line adapter fittings, steel weld on tabs, retainer clips, banjo caliper fittings, banjo bolts, crush washers, and 15" #3 braided steel hoses.

ALL42025 GM Metric Kit With 10mm-1.50 Caliper Bolts

ALL42027 Big GM Kit With 7/16"-20 Caliper Bolts



Devin Moran



Brett Mann



Brake Duct Hose

Flexible, non-kink hose directs air from front ducts to spindle ducts. Available in 10 ft. lengths and three temperature ranges.

275°: 3" single-ply thermoplastic rubber wall with a spring steel wire support.

300°: 3" or 4" double-ply neoprene coated woven fiberglass hose with spring steel inner and fiberglass external supports. Smooth inner wall for unrestricted flow.

550°: 3" or 4" double-ply silicon coated fiberglass hose with spring steel inner and fiberglass external support. Smooth inner wall for unrestricted flow.

ALL42150 3"X10', 275°

ALL42151 3"X10', 300°


ALL42152 3"X10', 550°

ALL42154 4"X10', 300°

ALL42155 4"X10', 550°



Spindle Ducts



ALL42113 ALL42112

ALL42117 ALL42116

Aluminum 3" ducts fit most fabricated spindles. Available in dual or single inlet.

ALL42112 .. LH, Dual Inlet

ALL42113 .. RH, Dual Inlet

ALL42116 ... LH, Single Inlet

ALL42117 ... RH, Single Inlet

In-Line Duct Blowers



ALL13010

ALL13008

ALL13009

Many uses include cooling brake systems or assisting helmet cooling efforts. CFM ratings at 13.6 volts with a 3.5 amp draw.

ALL13010 3" Compact, 5" Long, 140 CFM

ALL13008 3" Heavy Duty, 8" Long, 170 CFM

ALL13009 4" Heavy Duty, 6" Long, 240 CFM

Plastic Brake Ducts

Ducts direct outside air to brakes, oil coolers and the driver. 3" O.D. with centered, offset or dual outlets.



ALL42140

ALL42141

ALL42142

ALL42143

ALL42140 Centered, 5-1/2" x 8"

ALL42141 Offset, 5" x 9-3/4"

ALL42142 Double Hole, 5" x 9-3/4"

ALL42143 Single Hole, Clear, 6" x 10-3/4"

ALL42144 Double Hole, Clear, 9" x 11"



ALL42144

Brake Duct Hose Flange

ALL42160

Flange rivets to nosepiece. 3" brake duct hose can then be hose clamped to flange.



Hanging

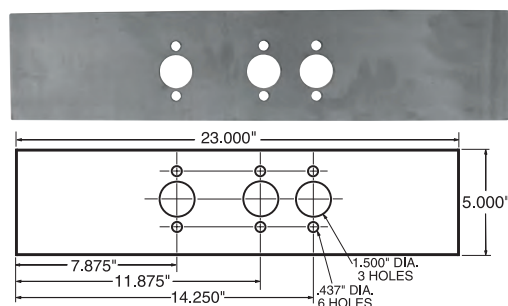
Brake Pedal Mount **ALL54060**

Welds to chassis to mount Wilwood and Tilton style hanging pedals. Notched to clear balance bar.



Floor Pedal Plate **ALL54050**

Weld-in pedal plate is 23" x 5" x 1/8" and speeds up race car construction by providing the proper spacing for mounting pedal/master cylinder assemblies.



Pedal Extensions

Kits move floor mounted pedals closer to the driver and eliminate the need for extra long seat brackets used to move the driver forward. Now just leave the seat in the desired location and move the pedals closer to the driver.

ALL41050 2" Kit - Complete

ALL41051 4" Kit - Complete

ALL41052 2" Master Cylinder Kit Only

ALL41053 4" Master Cylinder Kit Only

ALL41054 2" Clutch Kit Only

ALL41055 4" Clutch Kit Only



ALL41050

Hanging Brake Pedal Assembly **ALL41014**

Universal brake pedal assembly includes everything to install a new hanging brake pedal and is ideal when relocating older style floor mounted brake pedal with under floor master cylinder to a more convenient firewall location. Firewall mounted bracket is pre-drilled to accept Allstar power brake boosters or most manual brake master cylinders and includes a dash support bracket. Multiple pedal mounting holes allow arm to be positioned 5-7/8" to 11-7/8" from firewall mounting plate in 1-1/2" increments for desired pedal placement. Included 3/8"-24 clevis and threaded pushrod may be cut and re-threaded as needed depending on final pedal location.



90° Hanging Brake Pedal Assembly **ALL41013**

Universal pedal mount positions the booster and master cylinder under the dash 90° to the firewall for a clean under-hood appearance and is ideal for vehicles that simply do not have room in the engine compartment for a booster or master cylinder. Bracket has provisions to accept Allstar power brake boosters or to mount a master cylinder directly to the bracket for manual brake applications. Welding required to mount pedal tab to pedal.



Universal Floor Mounted Brake Pedal Assembly **ALL41015**

Pedal assembly is commonly used when converting under-floor standard single reservoir master cylinder to a power, dual reservoir master cylinder brake system. Pedal assembly will accept Allstar 7" and 8" power brake boosters. Pedal arms feature bushings to resist wear and provide years of use. Pedal assembly does not have provisions for a clutch pedal.



*Universal pedal assembly will work on 1928-32 Fords with modifications

Power Brake Boosters

Boosters are available in 7" or 8" diameter and fit Allstar brake pedals as well as other aftermarket units. For use with ALL41060-41062 master cylinders. The 7" booster is 3-3/4" deep, the 8" booster is 5-1/2" deep.



- ALL41005** 7", Single Diaphragm, Universal
- ALL41006** 8", Dual Diaphragm, Universal
- ALL41007** '55-64 Chevy, 7", Single Diaphragm, Standard Finish
- ALL41008** '55-64 Chevy, 7", Single Diaphragm, Chrome
- ALL41009** '55-64 Chevy, 8", Dual Diaphragm, Standard Finish

Corvette Style Master Cylinders

Dual reservoir master cylinders have 1" bores and outlet ports on both sides for easy plumbing and installation. Popular master cylinders are used with disc/disc and disc/drum manual or power brake applications. Slotted mounting holes on 3-1/4" centers work well with Allstar brake boosters



- ALL41060** Cast Iron With 3/8" Ports
- ALL41061** Aluminum With 3/8" Ports
- ALL41062** Cast Iron With 1/2" And 9/16" Ports

Big Bore Master Cylinder **ALL41064**

Master cylinder with large 1-1/4" bore works well on vehicles that require increased volume for proper braking or as an option when experiencing excessive pedal travel with standard 1" bore Corvette style master cylinders. Cast iron master cylinder features a deep hole piston for use with manual or power brakes. Front brake port accepts 3/16" steel brake line with 3/8"-24 inverted flare nut. Rear brake port accepts 1/4" steel brake line with 1/2"-20 flare nut (using included adapter) or 9/16"-18 flare nut by removing adapter.



Master Cylinder Adapter Fittings

ALL41012

Fittings adapt master cylinders or combination valves with 1/2"-20 and 9/16"-18 ports to accept 3/16" inverted flare brake line with standard 3/8"-24 fittings. Kit includes one of each fitting.



Pedal Rod Extensions

Steel extensions have 3/8"-24 threads and are often used to connect the brake pedal to the master cylinder or booster using a female rod end or a clevis.



- ALL41027** 4-3/4" Long Overall With 3" of Male Thread
- ALL41028** 8" Long overall with 1" of Male Thread

Brake Pedal Clevis **ALL41026**

Clevis fastens to the brake pedal arm to accept a threaded rod extension or power brake booster pushrod. Clevis is threaded for a 3/8"-24 rod and has a 3/8" pin.



Master Cylinder Remote Reservoirs

High-impact plastic remote reservoirs simplify brake bleeding, especially when master cylinder is mounted low in the chassis. Available with single or dual outlet and may be connected to master cylinder with a 5/16" hose.



- ALL42045** Single Outlet
- ALL42046** Dual Outlet

Plunger Style Brake Light Switch **ALL76253**

Popular two terminal brake light switch found in most vehicles from the 1950's to today. Ideal for most applications, switch is spring loaded to the on position and turns off when contacted by the brake pedal assembly. Switch has 1/2" threads with jam nuts for easy mounting in a bracket, and two .250" blade type terminals.



Lever Style Brake Light Switch **ALL76250**

Switch is commonly used with under-floor mounted brake pedal assemblies when switch can contact the brake pedal arm. Spring loaded switch is designed to return to the open position and has two #10-32 tapped mounting holes, 5/8" on centers. Designed for easy two wire connection, one "+" supply and the other to power brake lights or a brake light relay. Switch is rated at 4.5 amps and features two male bullet terminals.



ALL76250

Pressure Activated Brake Light Switches

Switch is plumbed into the brake system and is activated by closing the electrical connection with rising brake pressure (60-120 PSI). Designed for easy two wire connection, one "+" supply and the other to power brake lights or a brake light relay. Switches are rated at 4.5 amps and have 1/8"-27 dry seal mounting threads.



ALL76252 ALL76251

ALL76251 Male Bullet Terminals
ALL76252 6-32 Screw Terminals

Residual Check Valves

Residual check valves hold a small amount of pressure in the brake system to keep the brake system functioning properly while helping to maintain a firm pedal. Maintaining system pressure prevents fluid from returning to the master cylinder when the master cylinder is positioned lower than or close to the same height as the calipers or wheel cylinders. Proper system pressure also keeps piston and wheel cylinder seals expanded, creating a positive seal and brake pads seated against the rotor. Valves include two 3/16" inverted flare fittings.



ALL41048 2 Lb. For Disc Brakes (Blue)
ALL41049 10 Lb. For Drum Brakes (Red)

Brake Pressure Safety Switch **ALL76255**

Brake pressure switch is wired into the ignition system and kills power to ignition when a sudden spike in brake pressure is sensed such as in an accident or emergency. Switch has an adjustable cut-off pressure from 700-1900 PSI and resets automatically when brakes are released. A weather-proof cover protects the inner adjustment screw and seals the 18" long pigtail leads. 1/8" NPT male threads.



Distribution Block With Proportioning Valve And Brake Light Switch **ALL48037**

Distribution block connects brake lines from the master cylinder to front and rear brakes with the added benefit of a rear proportioning valve and built-in pressure activated brake light switch. The proportioning valve may be adjusted to limit rear brake pressure to help prevent rear brake lock-up. Block ports have 3/8"-24 threads that accept 3/16" inverted flare style fittings. Block includes installation instructions, fittings, pigtail wiring harness and boot.



Related Part

ALL48038 Mounting Bracket for ALL48037 **NEW**

Proportioning Valve **ALL48025**

Adjust front-to-rear brake bias with the twist of a knob. Provides up to 57% reduction. Fitting ports are 1/8" NPT. Valve includes two fittings to adapt to 3/16" brake line. 1" L, 1-3/4" W and 3-5/16" tall.



Combination Valves

Multi-purpose valves are used in the brake system to properly distribute fluid to the front and rear brakes, meter the amount of fluid and pressure delivered to each brake and provide an option to connect a warning light to alert in case of brake failure.



ALL41040

ALL41040 Disc/Drum
ALL41042 Disc/Disc

Related Part

ALL41044 Connector For Warning Light



ALL41044

Bleeder Tool **ALL41043**

Tool temporarily replaces the warning light switch in ALL41040 and ALL41042 combination valves to keep the spool valve centered when bleeding the brake system. When bleeding the brake system, the spool valve may be forced to the front or rear and prevent proper system bleeding.



Combination Valve Mounting Brackets

Brackets provide a secure mount for combination valves allowing them to be mounted to the frame or directly under the master cylinder providing access to lines and fittings.



ALL41046

ALL41045 Horizontal Mount Bracket
ALL41046 Vertical Mount Bracket

Electric Line Lock Kit

Electrically controlled valve engages with a switch, and holds pressure to the front brakes on drag race vehicles. Commonly used to prevent vehicles from rolling once they have staged or during burn outs in the water box. Detailed installation instructions included.

ALL48012 Electric Line Lock Master Kit

ALL48013 Electric Line Lock Kit With Fittings

ALL48014 Electrical Hardware Kit



ALL48012

Brake Bias Adjuster With Reference Pointer

Know exactly where brake adjustments are set, no more guessing the correct setting. When the adjusting knob is turned, the pointer moves along the reference scale. Adjuster body can be pivoted for easy viewing and multiple applications. Record where the pointer is located and use as baseline adjuster. Housing, internals, brackets and knob with detent are all made of aluminum and includes a five foot adjuster cable with 3/8" - 24 threads that can be cut to any length for a custom fit and has 3/8"-24 threads for most standard pedal assemblies.

ALL42074 Adjuster With Knob Silver

ALL42073 Adjuster With Knob Black

ALL42078 Adjuster With Crank Handle Silver

ALL42077 Adjuster With Crank Handle Black

Replacement Parts

ALL99116 Cable Assembly

ALL99117 Ball, Spring And Set Screw



ALL42078

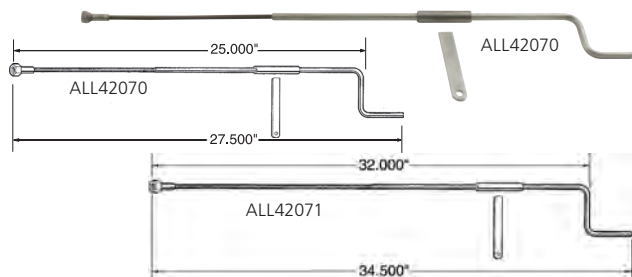
ALL42073

Brake Bias Adjusters

Adjust brake bias from the driver seat to compensate for changing track conditions. Adjusters mount to balance bars with 3/8"-24 threads.



ALL42072



ALL42070 Crank-Style Adjuster 27-1/2" OAL

ALL42071 Crank-Style Adjuster 34-1/2" OAL

ALL42072 Knob Style Adjuster with 5' Cable

ALL99116 Replacement Cable Assembly

Electric Right Front Brake Shut-Off ALL48017

Disable right front brake with the flip of a switch. Commonly found on Dirt Modified and Late Models, electric shut-off helps turn the car on entry when track conditions are heavy/wet. Kit electronically disables the right front brake yet allows brake pressure to bleed-off from the right front brake caliper, unlike manual shut off valves. Detailed installation instructions are included.



Brake Shut-Off Valve ALL48010

Valve has 1/8" NPT inlet and outlet and is rated at 2,000 PSI. Use Allstar ALL50120 fitting for 3/16" inverted flare brake line. Dimensions: 1/2" W x 1-3/4" L x 1-9/16" H.



RF Brake Shut-Off Valve Decal ALL48011

Decal has a 5/8" hole and is designed for use with the ALL48010 valve.



Brake Bias Gauge Panels

Gauges show actual front and rear line pressure for making brake bias changes before or during the race. Pre-assembled units have 0-1500psi liquid filled gauges with 1/8" NPT male fittings and bleeder valves to evacuate air from the gauges. 2-3/4" x 4-1/2" pre-drilled panels are offered in horizontal or vertical versions.

ALL80170 Vertical

ALL80172 Horizontal



Swivel Head Brake Pressure Gauge ALL11020

Gauge temporarily replaces the bleeder screw in most aftermarket brake calipers with 1/4"-28 thread bleeder screws to measure brake pressure. Swivel head positions the 2-3/4" diameter gauge for easy viewing. Convenient remote bleeder can be used to evacuate air in the system for accurate readings.



Related Part

ALL11022 Adapter converts ALL11020 and other gauges with 1/4"-28 thread to 10mm-1.50 thread for use with popular GM metric calipers.

ALL11022

Brake Pressure Gauge Kit ALL11026

Brake pressure gauge kit includes two gauges, allowing one gauge to be used in the front and one in the rear brake system. Compare front to rear pressures to help diagnose problems or to preset your brake bias. Gauges easily replace 1/4"-28 brake bleeders which are commonly found in most aftermarket calipers.



Dirt Race Car Brake Line Kit



Kit allows braided lines to be run throughout a dirt race car. Includes all lines needed to reach from the calipers to inside the foot box. Additional fittings may be required. This kit uses #3 line with -4AN ends. The #3 line size offers a stiffer pedal feel while utilizing the more popular -4AN ends.

- ALL42052**..... Kit For Dirt Modifieds With OEM Calipers
- ALL42053**..... Kit For Dirt Modifieds With Aftermarket Calipers
- ALL42054**..... Kit For Dirt Late Models With Aftermarket Calipers

Rear End Brake Line Kit (Single Line Drop)

Kit is designed to eliminate "hanging" brake lines near the rear calipers. Rear Brake Line Kits utilize a single line drop located near the left side of the center section. From the drop, the lines tee and run over the top back side of the center section, then across the backside of axle tubes to the calipers. Kit includes braided lines (#3 line with -4AN ends), -4AN tee, 3" axle tube clamp bracket and a tee bracket.

- ALL42056**.. Kit For Dirt Modifieds (60" Wide) With OEM Calipers
- ALL42057**.. Kit For Dirt Modifieds (60" Wide) w/Aftermarket Calipers
- ALL42058**.. Kit For Dirt Late Models (62" Wide) w/Aftermarket Calipers

Front End Brake Line Kit

Kits include braided lines to reach from the front calipers to inside the foot box.

Braided lines are #3 size with -4AN ends. The #3 line size offers a stiffer pedal feel while utilizing the more popular -4AN ends.

- ALL42060**..... Kit For Dirt Modifieds With OEM Calipers
- ALL42061**..... Kit For Dirt Modifieds With Aftermarket Calipers
- ALL42062**..... Kit For Dirt Late Model With Aftermarket Calipers

Note: Visit our website for specific components used in these kits!



Nylon Brake Line Kit

ALL48030

Quickly plumb any race car using an Allstar nylon brake line kit. Kit extends from the master cylinder to the caliper and includes 35' of 3/16" line, compression ends, unions, tees and 1/8" NPT fittings. Race proven for years. Not for street use.



Deluxe Nylon Brake Line Kits

Deluxe kits feature push lock fittings to ease installation. Kits include 30' of 3/16" line and fittings. Not for street use.



- ALL48018**..... For Use W/O Brake Gauges
- ALL48019**..... For Use W/Brake Gauges

3/16" Nylon Brake Line

- ALL48026**..... 10'
- ALL48027**..... 50'
- ALL48028**..... 100'



3/16" Nylon Brake Line Compression Fittings



- ALL48032**..... 1/8"-27NPT Male To 3/16" Straight
- ALL48033**..... 1/8"-27NPT Male To 3/16" 90°
- ALL48034**..... 3/16" Union
- ALL48035**..... 3/16" Tee, All Compression
- ALL48036**..... 3/16" Captured End Caps, 10-Pack

3/16" Nylon Brake Line Push Lock Fittings



- ALL48020**..... 1/8"-27NPT Male To 3/16"
- ALL48021**..... 1/8"-27NPT Female To 3/16"
- ALL48022**..... 3/16" Tee, All Push Lock
- ALL48023**..... 3/16" Tee, Two Pushlock And One 1/8"-27NPT Male

Steel Brake Line

Steel brake line is available in lengths from 8" to 72" for plumbing brake systems. Standard galvanized zinc coating.



Length	3/16" Line With 3/8"-24 Ends
8"	ALL48048
12"	ALL48050
20"	ALL48052
30"	ALL48054
40"	ALL48056
51"	ALL48058
60"	ALL48060
72"	ALL48062

Stainless Steel Brake Line

304 Grade stainless steel line has been double annealed for easier bending and flaring. Pre-made lines exceed SAE and DOT requirements and include standard size stainless flare nuts for years of service and show quality finish.



Length	3/16" Line With 3/8"-24 Ends	1/4" Line With 7/16"-24 Ends
8"	ALL48300	ALL48310
12"	ALL48301	ALL48311
20"	ALL48302	ALL48312
30"	ALL48303	ALL48313
40"	ALL48304	ALL48314
51"	ALL48305	ALL48315
60"	ALL48306	ALL48316
72"	ALL48307	ALL48317

Coiled Tubing

Coiled tubing works great for building custom length brake lines without unions. Tubing is easily cut and flared to desired length. Stainless tubing is 304 grade and double annealed for easy flaring and bending. Coiled tubing does not include flare nuts (sold separately).



- ALL48040..... 3/16" Standard Zinc, 25'
- ALL48308..... 3/16" Stainless, 20'
- ALL48326..... 1/4" Standard Zinc, 25'
- ALL48318..... 1/4" Stainless, 20'.

Gravel Guard Brake Line Protector

Guard protects steel and plastic brake lines against possible damage caused by gravel, rocks and other road/track debris. Zinc coated steel material is placed over tubing or brake line before ends are installed. Sold in 8' long lengths.



- ALL48330..... 3/16"
- ALL48332..... 1/4"

Inverted Flare Nuts

3/16" and 1/4" flare nuts are used for building custom brake lines. Nuts are available to fit most master cylinders and metering/proportioning valves. Select proper thread size for line used. Colors listed may vary.



Part No.	Size	Color	Qty.
Flare Nuts For 3/16" Brake Line			
ALL50110	3/8"-24	Zinc Plated	10-Pack
ALL50111	3/8"-24	Stainless	10-Pack
ALL50113	7/16"-24	Red	2-Pack
ALL50114	1/2"-20	Green	2-Pack
ALL50115	9/16"-18	Olive	2-Pack
Flare Nuts For 1/4" Brake Line			
ALL50116	7/16"-24	Zinc Plated	10-Pack
ALL50117	7/16"-24	Stainless	10-Pack
ALL50118	1/2"-20	Gold	2-Pack
ALL50119	9/16"-18	Blue	2-Pack

Tubing Cutters

Cut plastic, aluminum, copper or steel tubing without distorting or crushing. Standard cutter works with tubing from 1/8" up to 1-1/8" and has wide rollers for even tracking of cutter wheel, built in reamer for cleaning inside of tubing and an extra cutting wheel. Mini cutter can cut tubing from 1/8" to 5/8" in tight areas.



- ALL11010..... Mini
- ALL11011..... Standard

Double Flare Tool ALL11015

Double flares 3/16", 1/4", 5/16", 3/8" and 1/2" steel or aluminum and .040" copper tubing at 45°, the most common flare used in custom length brake and fuel lines. Includes instructions and a plastic storage case.



TECH TIP

A few helpful tips to help when flaring stainless steel tubing and prevent splitting the line when flaring. Cut with a hacksaw or cut-off wheel, not a tubing cutter. Using a step drill such a ALL11040, slightly chamfer the inside I.D. of the tubing. Using a bench grinder, slightly bevel the outside edge.

Line Clamps

Choose from rubber cushioned aluminum, nylon or clamp-on aluminum in 3/16" and 1/4".



3/16" Line Clamps

- ALL18300..... Rubber Cushioned Aluminum, 10-Pack
- ALL18310..... Nylon, 10-Pack
- ALL18320..... Clamp-On Aluminum, 4-Pack

1/4" Line Clamps

- ALL18301..... Rubber Cushioned Aluminum, 10-Pack
- ALL18311..... Nylon, 10-Pack
- ALL18321..... Clamp-On Aluminum, 4-Pack

⚠ WARNING PROP. 65 (See Below)

NPT To AN Fittings

1/8"-27NPT steel fittings are commonly used when connecting braided lines to brake calipers, engine oiling systems, etc.



- ALL50000** 1/8"NPT Male To -3AN Straight, 2-Pack
- ALL50001** 1/8"NPT Male To -4AN Straight, 2-Pack
- ALL50004** 1/8"NPT Male To -4AN Straight, Tall
- ALL50010** 1/8"NPT Male To -3AN 45°
- ALL50011** 1/8"NPT Male To -4AN 45°
- ALL50018** 1/8"NPT Male To -3AN 90°
- ALL50019** 1/8"NPT Male To -4AN 90°
- ALL50020** 1/8"NPT Male To -3AN 90° Tall
- ALL50021** 1/8"NPT Male To -4AN 90° Tall
- ALL50199** 1/8"NPT Female To -3AN
- ALL50200** 1/8"NPT Female To -4AN

NPT Fittings

Popular brass 1/8"-27NPT fittings used for a variety of applications.



- ALL50182** 1/8"NPT Plug, 4-Pack
- ALL50184** 1/8"NPT Male Union, 4-Pack
- ALL50185** 1/8"NPT Female Union, 4-Pack
- ALL50138** 1/8"NPT Tee, 2-Pack
- ALL50139** 1/8"NPT Tee, 2-Pack

Caliper Fittings

Commonly used in stock type calipers in place of the banjo fitting and bolt. Fittings allow direct connection to a steel braided line. Fittings are sold in a pack of 2.



- ALL50029** 3/8"-24 To -3AN Straight
- ALL50030** 3/8"-24 To -4AN Straight
- ALL50032** 7/16"-20 To -4AN Straight
- ALL50035** 7/16"-20 To -4AN 90°
- ALL50037** 10mm - 1.50 To -3AN Straight
- ALL50036** 10mm - 1.50 To -4AN Straight
- ALL50040** 10mm - 1.50 To Female 1/8"-27NPT

Banjo Fittings

Banjo fittings are commonly used with banjo bolts and crush washers in stock type calipers to allow direct connection of a steel braided line and allow pivoting the line as needed. Fittings are sold in a pack of 2.

- ALL50060** 3/8" To -3AN
- ALL50061** 3/8" To -4AN
- ALL50062** 7/16" To -3AN
- ALL50063** 7/16" To -4AN
- ALL50067** 10mm To -3AN
- ALL50068** 10mm To -4AN
- ALL50066** 10mm To -4AN Extended



Banjo Bolts

Banjo bolts are a drilled bolt to allow fluid to pass through and are commonly used with banjo fittings and crush washers in stock type calipers to allow direct connection of a steel braided line. Bolts are sold in a pack of 2.

- ALL50070** 3/8"-24
- ALL50072** 7/16"-20
- ALL50076** 10mm-1.25
- ALL50077** 10mm-1.50



Crush Washers

Crush washers are used when sealing metal to metal contact points of banjo fittings and bolts. Soft material conforms to the irregularities of the sealing surfaces. Washers are sold in a pack of 10.

- ALL50082** 3/8" And 10mm
- ALL50080** 7/16"



WARNING: PROP. 65

The products on this page can expose you to lead, which is known to the State of California to cause cancer, birth defects or other reproductive harm. For more information, go to: www.P65Warnings.ca.gov

Bleeder Fitting With Screw **ALL50180**

Designed for popular aftermarket calipers, these fittings have 1/8"-27 threads and include a 1/4"-28 bleeder screw. Sold in a pack of 4.



Bleeder Caps **ALL50855**

Rubber caps keep dirt and moisture out of brake caliper bleeder screw fittings. Caps fit ALL50180 and most other popular small bleeder screws. Package of 10.



Inverted Flare Fittings

An inverted flare fitting is a common brake fitting designed to withstand the high pressures found in braking systems.



ALL50120
ALL50121



ALL50125



ALL50127



ALL50183



ALL50135



ALL50136
ALL50137



ALL50130
ALL50131
ALL50132
ALL50133

- ALL50120** 3/16" To Male 1/8"-27 NPT, 4-Pack
- ALL50125** 3/16" To Male 1/8"-27 NPT 90 Degree, 4-Pack
- ALL50127** 3/16" To Female 1/8"-27 NPT, 4-Pack
- ALL50136** 3/16" Tee, 2-Pack
- ALL50137** 3/16" Tee With 1/8"-27 NPT Female Port On Side
- ALL50135** 3/16" Tee With 1/8"-27 NPT Male Nipple On Side
- ALL50183** 3/16" Steel Plug, 4-Pack
- ALL50130** 3/16" Union, 4-Pack
- ALL50121** 1/4" To Male 1/8"-27 NPT, 4-Pack
- ALL50129** 5/16" To Male 1/4"-18 NPT 2-Pack
- ALL50131** 1/4" Union, 4-Pack
- ALL50132** 5/16" Union, 4-Pack
- ALL50133** 3/8" Union, 4-Pack

Master Cylinder Adapter Fittings **ALL41012**

Fittings adapt master cylinders or combination valves with 1/2"-20 and 9/16"-18 ports to accept 3/16" inverted flare brake line with standard 3/8"-24 fittings. Kit includes one of each fitting.



WARNING: PROP. 65

The products on this page can expose you to lead, which is known to the State of California to cause cancer, birth defects or other reproductive harm. For more information, go to: www.P65Warnings.ca.gov

Bolt-In Adapter Fittings

Bulkhead style aluminum fittings adapt 3/16" inverted flare line to an AN type fitting. The 9/16" threaded body with attaching nut can be mounted through a C-channel style frame or a chassis tab.



- ALL50104** 3/16" To 3AN
- ALL50105** 3/16" To 4AN
- ALL60092** Weld-On Tabs, 4-Pack



Clip-In Adapter Fittings

Steel adapter fittings provide a bulkhead style connection to AN lines that can be mounted directly to the chassis by using tabs or brackets and retainer clips. Fittings fit in a 5/8" hole and are sold in a pack of 2.




- ALL50100** 3/16" Inverted Flare To -3AN
- ALL50101** 3/16" Inverted Flare To -4AN
- ALL50102** 1/8"-27NPT To -3AN
- ALL50103** 1/8"-27NPT To -4AN
- ALL60029** Bolt-on Tabs 2-Pack
- ALL60030** Weld-on Tabs 4-Pack
- ALL50150** Retainer Clip 4-Pack



TECH TIP

Installation Reference



D.O.T. Legal Brake Hose Kits

Kit includes everything necessary to complete the connection between 3/16" steel brake line and the brake caliper for one axle. Kits include two brake line adapter fittings, steel weld on tabs, retainer clips, banjo caliper fittings, banjo bolts, crush washers, and 16" DOT approved #3 braided steel hoses.



- ALL42032** GM Metric Kit With 10mm-1.50 Caliper Bolts
- ALL42033** Big GM Kit With 7/16"-20 Caliper Bolts

Brake Hose Kits

Kit includes everything necessary to complete the connection between 3/16" steel brake line and the brake caliper for one axle. Kits include two brake line adapter fittings, steel weld on tabs, retainer clips, banjo caliper fittings, banjo bolts, crush washers, and 15" #3 braided steel hoses.



- ALL42025** GM Metric Kit With 10mm-1.50 Caliper Bolts
- ALL42027** Big GM Kit With 7/16"-20 Caliper Bolts



Steel Tube Nuts And Sleeves

Steel tube nuts and sleeves are used when making hard line connections to male AN fittings. Line requires a 37° flare for proper sealing. Package of 4.

ALL50300 -3 Tube Nut
ALL50310 -3 Tube Sleeve



Aluminum Tube Nuts And Sleeves

Aluminum tube nuts and sleeves are used with corresponding hard lines to connect to male AN fittings. Line requires a 37° flare for proper sealing. Package of 2.



Size (Female)	For Tubing O.D.	Tube Nut	Tube Sleeve
-3	3/16"	ALL50320	ALL50330
-4	1/4"	ALL50321	ALL50331

Quick Disconnect Couplings

2-piece couplings allow lines to be separated without loss of fluid or requirement of bleeding. Commonly used on brake systems when changing front or rear axle assembly, hydraulic wing cylinders, a hydraulic clutch system using a hydraulic throw out bearing or when servicing a transmission with an internal hydraulic clutch.



ALL50215 Steel Coupling With 1/8"NPT Female Threads
ALL50212 Alum. Coupling With -3AN Male Threads
ALL50213 Alum. Coupling With -4AN Male Threads
ALL50209 Premium Coupling Fitting With -3AN Male Threads

90° Swivel AN Fitting

Black anodized aluminum fitting swivels a full 360° for convenient hose connection. 1/8"NPT fitting is commonly used in after-market calipers, gauge panels or anywhere a swivel connection would be useful.

ALL50108 1/8"NPT to -3AN
ALL50109 1/8"NPT to -4AN



AN Union Fittings

Black anodized aluminum flare union adapter fittings are commonly used to connect two hoses with female AN ends.

ALL50090 -3AN to -3AN
ALL50091 -4AN to -4AN



AN Bulkhead Fittings

Black anodized aluminum bulkhead adapters are perfect when plumbing needs to pass through a firewall, interior panel or a mounting bracket.


ALL50092 Straight -3AN to -3AN
ALL50093 Straight -4AN to -4AN
ALL50094 90° -3AN to -3AN
ALL50095 90° -4AN to -4AN
ALL50096 Tee (Run) -3AN (3x)
ALL50097 Tee (Run) -4AN (3x)
ALL50098 -3AN Bulkhead Nut
ALL50099 -4AN Bulkhead Nut



Bulkhead Mounting Tab

ALL60093

One-piece steel mounting tab with 7/16" hole can be bolted to the chassis or rear end to hold bulkhead fittings in place. Bracket is 5/64" thick.



Retainer Clamp **ALL68326**

Steel clamp is designed to fit around 3" O.D. axle tube and mount other brackets or keep brackets in place. Lightweight clamp has 1/4" mounting hardware and a powder coated black finish.



Half Clamp Brackets

Unique brackets are a must when clamping completely around tubing isn't possible. Bracket clamps just over halfway around tubing and tightens to create a secure mount for many accessories. 3" bracket can clamp to rear end axle tubes to neatly secure braided lines. Brackets have 3/8" mounting holes.



ALL10464 1-1/4"
ALL10466 1-1/2"
ALL10468 1-3/4"
ALL10470 3"



Alex Hill



Brake Bleeder Bottles

Contain the mess of bleeding brakes by capturing fluid in this 16 oz. bottle with a 15" long hose which attaches to most bleeder screws. The removable cap has a built-in fitting to secure the hose during storage to help prevent spills. Choose from a steel lanyard retainer that suspends the bottle from a chassis or suspension component, or a magnet retainer to secure the bottle to a steel object such as a brake drum or rotor during bleeding. ALL11017 has a magnet retainer and a built-in one way check valve for one person brake bleeding.



- ALL11019** Bottle With Lanyard
- ALL11018** Bottle With Magnet
- ALL11017** Bottle With Magnet And Check Valve
- ALL99435** Replacement Hose

Shop Towels **ALL12006**

Blue shop towels are much heavier than standard paper towels and work great for numerous tasks around the shop or track. Rolls contain 60 individually perforated 11" x 9-1/2" disposable sheets.



Castrol SRF Brake Fluid **ALL78115**

Castrol SRF brake fluid has a wet boiling point of 518°F (270°C) which exceeds DOT 3 and 4 standards. Do not mix Castrol SRF and other brake fluids, as this will reduce the benefits of Castrol SRF. Sold in 1 liter containers (33.8 ozs.)



AP Radi-CAL R3 (AP PRF) Brake Fluid **ALL78116**

Developed for extreme, high temperature racing conditions with a typical dry boiling point of 617°F and a wet boiling point of 383°F. Conforms to DOT 4 specifications. Sold in 16.9 oz. bottle.



AP Radi-CAL R2 (Super 600) Hi-Temp Racing Brake Fluid **ALL78108**

Designed for extreme, high temperature racing conditions with a dry boiling point of 594°F and a wet boiling point of 383°F. Conforms to DOT 4 specifications. Sold in 16.9 oz. bottle.



Motul 600 Brake Fluid **ALL78117**

100% synthetic brake fluid has an extremely high boiling point helping to prevent vapor lock and brake fade during hard use. Motul 600 exceeds DOT 3 and DOT 4 specifications. Dry boiling point 594°F, wet boiling point 421°F. Sold in 16.9 oz. bottle.



Motul 660 Brake Fluid **ALL78118**

100% synthetic brake fluid is specifically designed to resist extreme temperature generated by racing carbon and ceramic brakes. Motul 660 exceeds DOT 3, DOT 4 and DOT 5.1 specifications. Dry boiling point 617°F, wet boiling point 401°F. Sold in 16.9 oz. bottle.



Nick Hoffman

Dirt Late Model 1-Piece Front Bumpers

Our Dirt Late Model replacement bumpers are jig welded to meet OE manufacture specifications, but these are not OE manufactured bumpers. Constructed of 1-1/2" x .065" wall mild steel tubing.



ALL22377

ALL22380 Rocket 2005-2016*

ALL22382 Rocket 2005-2015

ALL22379 Rocket 2022

ALL22381 Mastersbilt

ALL22383 Rayburn

ALL22377 Longhorn **NEW**

*Bumper has built-in rake for nose clearance.

†Will also fit 2005-2017 standard Rockets

Dirt Late Model 2-Piece Front Bumpers

Our 2-piece Dirt Late Model replacement bumpers are jig welded to meet OE manufacture specifications, but these are not OE manufactured bumpers. Constructed of 1-1/2" x .065" wall mild steel tubing.



ALL22394

ALL22394 Mastersbilt

ALL22393 Mastersbilt, Gen X

ALL22395 Rocket 2005-2015**

ALL22396 Rocket 2005-2015*

*Bumper has built-in rake for nose clearance.

‡Bumper has 2" added to left side.

Dirt Late Model Chrome Moly Bumpers

Our Chrome Moly Dirt Late Model replacement bumpers are jig welded to meet OE manufacture specifications, but these are not OE manufactured bumpers. Lightweight 1-1/2" x .049" wall chrome moly front bumpers offer added strength and about a 25-30% (5-6lbs) weight savings compared to similar mild steel bumpers.



ALL22343

ALL22343 Rocket 2022**

ALL22344 Longhorn **NEW**

*Bumper has built-in rake for nose clearance.

†Will also fit 2005-2017 standard Rockets.

Dirt Late Model Rear Bumpers

Our Dirt Late Model replacement rear bumpers are jig welded to meet OE manufacture specifications but these are not OE manufactured bumpers. Constructed of 1-1/4" x .065" wall mild steel tubing.



ALL22384

ALL22387 Mastersbilt

ALL22384 Mastersbilt, Gen X, 1-1/2" x .065" Main Tube

ALL22388 Rocket, 36" CTC

ALL22389 Rocket, 34" CTC

ALL22385 Rocket 2022

ALL22386 Longhorn **NEW**



Modified Universal Front Bumper

ALL22375

Bumper has 5" x 5" plate style mounts which measure 44" from outside to outside and can be modified to fit most chassis.



Modified 2-Piece Extended Length Front Bumper **ALL22333**

Extended length bumper features a 1-1/2" main tube with a 1-1/4" upper hoop that can be easily removed and reinstalled when fabricating a nose. Universal fit bumper extends out 21" from frame mounting brackets that are on 39" center, and weighs approximately 15 lbs.




Modified Rear Bumper Kits

Universal rear bumper kits have fully welded frames and include separate 1-1/4" O.D. mounting tubes, bumper supports and end caps that require welding for a custom fit to a variety of chassis widths.



ALL22336

ALL22336 Wide Rear Bumper Kit with straight main tube is built from 1-1/4" O.D. x .065" wall mild steel tubing and measures 54" wide x 11-1/2" tall with a 34" wide fuel cell guard.



ALL22337

ALL22337 Narrow Rear Bumper Kit with bent main tube is built from 1-1/2" O.D. x .065" wall mild steel tubing and measures 43" wide x 12-1/2" tall with a 39" wide fuel cell guard.

Sprint Stacked Front Bumper **ALL22300**

Stacked front bumper for improved front end protection is precision bent from steel or aluminum tubing, 1" O.D. steel tubing, 6" tall x 8" long overall x 19-1/4" wide on center. Weighs less than 4 lbs.



Aluminum ABC Template Front Bumper **ALL22350**

Lightweight front bumper is 56" wide and weighs less than 2-1/2" pounds! Constructed of 1-1/2" x .083" wall aluminum tubing and pre-bent to match the contours of the template noses.



ABC Template Front Bumper Kit **ALL22372**

Designed to fit the shape of the ABC style nosepieces, this un-welded bumper kit is universal, can be built to any width and includes mounting sleeves that can be welded to the chassis. Bumper is constructed of 1-1/2" x .083" wall tubing and has an overall width of 58". Kit must be welded.



ABC Template Front Bumper **ALL22376**

Designed to fit ABC style nosepieces, this fully welded front bumper is designed to fit most chassis with 35-1/2" center-to-center mounts. Bumper is constructed of 1-1/2" x .065" wall tubing and has an overall width of 48". Threaded inserts provide mounting points for a hood pin bar.




Asphalt Outlaw Front Bumper **ALL22326**

Designed to mount Camaro dirt style nose (FIV145-410) to most asphalt late models with 34" outside frame dimensions, including: Howe, Finishline and Lefthander chassis.



Universal Asphalt Outlaw Front Bumper **ALL22327**

Universal fit bumper has adjustable mounts allowing mounting of Camaro dirt style nose (FIV145-410) or other nose pieces to most Asphalt Late Models, regardless of frame width. Mounts can be positioned as needed along main tube and then bolted or welded in place. Commonly used on outlaw Asphalt Late Model.




1981 Camaro Front Bumper Kit **ALL22320**

Universal bumper allows installation of most aftermarket 1981 Camaro nosepieces on any width chassis. Bumper is 1-3/4" x .095" wall mild steel tubing and includes 2" x 2" frame mounting slugs. Kit must be welded.



Mustang Front Bumper Kit **ALL22371**



Universal bumper allows installation of aftermarket 1993 Mustang style nosepieces on any width chassis. Bumper is 1-3/4" x .095" wall mild steel tubing and includes 2" x 2" frame mounting slugs. Kit must be welded.

Universal Mini Stock Front Bumper

Universal bumper allows installation on a variety of mini stock applications. Bumper includes 1-3/4" x .095" wall mild steel tubing main bar, two adjustable length 1-1/2" x .083" corner pieces and two 6"x 6" frame mount plates. Bumper can be assembled with a minimum width of 56" and a maximum width of 72" overall.




ALL22328 Unwelded Kit

ALL22329 Welded Kit (corners unwelded)

Universal Rear Bumper Kit **ALL22373**

Designed to fit any chassis. Corner pieces are slid inside rear section and then welded or bolted to required width. Includes 1-3/4" x .095" wall rear tube, two adjustable length 1-1/2" x .083" corner pieces, two lengths of tubing (connects bumper to any width chassis) and two sleeves which weld directly to the chassis.



Related Component

ALL22374 Fuel Cell Guard



MD3 Monte Carlo SS Nosepieces

Tough, plastic 1983-88 style nosepieces are perfect for Factory Stock and Sportsman circle track cars.



Shown with decal kit (sold separately).

- ALL23030** White
- ALL23031** Black
- ALL23032** Red
- ALL23033** Yellow
- ALL23034** Orange
- ALL23035** Chevron Blue

Monte Carlo SS Nosepieces

Tough, plastic 1983-88 style nosepieces are perfect for Factory Stock and Sportsman circle track cars.



Shown with decal kit (sold separately).

Color	Complete
White	ALL23010
Black	ALL23011


Monte Carlo SS Headlight Decal Kits

Decal kits add a realistic look to most aftermarket nosepieces to replicate the popular 1983-88 Monte Carlo SS. Decals fit standard and MD3 style nosepieces.



- ALL23014** Nose Decal Kit With Stock Grille
- ALL23038** Nose Decal Kit With Mesh Grille

Monte Carlo SS Front Bumper Kits



Kit Assembled

Universal bumper kit is adjustable to accommodate Monte Carlo nosepieces to any chassis. Kits are constructed of 1-3/4" x .095" wall tubing and require welding.

- ALL22370** Standard Monte Carlo SS Kit
- ALL22369** MD3 Monte Carlo SS Kit
- ALL22366** Standard Monte Carlo SS Kit, 2-Piece*
- ALL22367** Upper Support Kit For ALL22366 (1-1/4" x .083")

*Kit includes a 2-piece main tube for more convenient handling and lower shipping costs.

Monte Carlo SS Bolt-On Front Bumper

ALL22365

Bolt-on style bumper fits most tubular and stock stubs. Bumper accepts standard Monte Carlo SS nosepieces. Frame mounting brackets measure 30" center-to-center and fit over 2" x 3" rectangle tubing.



Flexible Body Brace



Flexible brace made from plastic extends up to 31" and may be cut to fit shorter applications. Commonly used to support lower quarter panel or nose sides. Aluminum brackets are adjustable to accommodate a variety of straight and angle applications.

- ALL23075** Body Brace, Each
- ALL23075-4** Body Brace, 4-Pack

Spoiler/Body Brace



ALL23020

ALL23021

Mount a spoiler or use as a support for lower quarter panel or nose. Can be shortened as needed. Sold each.

- ALL23020** Steel, Natural, Adjusts 16" to 27"
- ALL23021** Aluminum, Black, Adjusts 21" to 26"

Monte Carlo SS Rear Bumper Covers



Shown with decal kit (sold separately).

Tough, plastic 1983-88 style rear bumper covers are perfect for Factory Stock and Sportsman circle track cars.

- ALL23015** White
- ALL23016** Black
- ALL23040** Red
- ALL23041** Yellow
- ALL23042** Orange
- ALL23043** Chevron Blue

Monte Carlo SS Tail Light Decal Kit

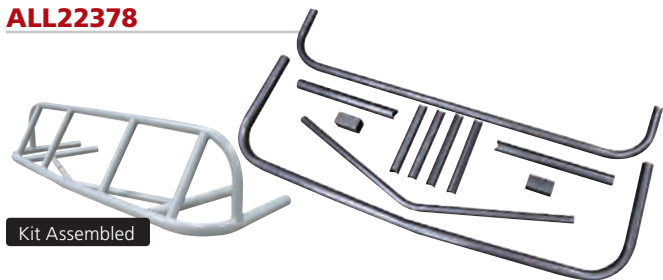
ALL23017

Decal kit adds a realistic look to most aftermarket rear bumper covers to replicate the popular 1983-88 Monte Carlo SS.



Monte Carlo SS Rear Bumper Kit

ALL22378



Kit Assembled

Kit includes pre-bent and notched 1-3/4" x .095" wall tubing to assemble a strong rear bumper that can be mounted to any width chassis and support the Allstar Performance and other aftermarket 1983-88 Monte Carlo SS rear bumper covers. Kit must be welded.

Radiator Shaker Screen

ALL30160

Commonly used on Dirt Late Models, universal shaker screen is mounted in front of the radiator on most dirt cars. Unit includes black powder coated aluminum frame, screen, 1/2" x 32" cross rod, springs and retaining clips. Frame dimensions are 17" tall and 25" wide.



Camaro SS Short Track Nosepieces

Designed specifically for short track use, in Stock Car, Sportsman and similar classes.

Noses feature minimal recessed pockets, flat lower valiance, corrected width and easier to mount fabricated fenders and hood.

- ALL23045** White
- ALL23046** Black
- ALL23047** Red
- ALL23048** Chevron Blue



Shown with decal kit (sold separately).

Camaro SS Decal Kit

ALL23044



Decal kit adds a realistic look to most aftermarket nosepieces to replicate the popular Camaro SS short track nosepiece.

Camaro SS Nose Support

ALL23058

Plastic nose support is specifically designed to fit the underside curve of the Camaro SS nosepiece. Support fastens to the underside of the nosepiece to stiffen nose and allowing it to be bolted directly to the bumper. Support fits LH or RH sides and is sold each.



Camaro SS Bumper Kit

ALL22322

Universal bumper kit is adjustable to accommodate Camaro SS nosepiece to any chassis. Kit is constructed of 1-1/2" x .083" wall tubing and requires welding.



Kit shown welded




Sheet Plastic

Plastic material is 1/4" thick and useful for many projects including building custom nose supports or front splitters.

ALL22231 15" x 48"

ALL22232 30" x 48"



Lower Nose Support For MD3 Evolution **ALL23064**

Plastic nose support is specifically designed to fit the underside curve of the MD3 Evolution style Dirt Late Model nose piece. Support fastens to the underside of the nose piece and bolts directly to the bumper of most Dirt Late Models. Support is just under 3/8" thick and measures 39" L x 7" W. Support fits LH or RH sides, weighs 3.3 lbs and is sold each.



Flexible Body Brace

Flexible brace

made from plastic extends up to 31" and may be cut to fit shorter applications. Commonly used to support lower quarter panel or nose sides. Aluminum brackets are adjustable to accommodate a variety of straight and angle applications.



ALL23075 Body Brace

ALL23075-4.. Body Brace 4-Pack

Modified Nose Supports

ALL23073

Spring steel support fits under the nose panel for structural support and eases mounting of nose valances.



Nose Support For Template Nose

Lightweight aluminum nose support features punch/flare holes and predrilled mounting holes for easy installation to the nose and the chassis. Sold each.



ALL23066 LH Support

ALL23067 RH Support

Related Parts

ALL23020 Adjustable Steel Brace (16" to 27")

ALL23021 Adjustable Aluminum Brace (21" to 26")

Dragster Nose **ALL23278**

Aerodynamic fiberglass nose is strong yet lightweight, with a durable, black high-gloss, seamless gelcoat finish. Nose is 10" tall x 11" W x 29" L with a 1" mounting flange.



Universal Tow Hooks

Universal hooks are designed to be mounted behind the bumper cover providing a quick access point for towing a vehicle to the pit area or back onto the track. Bracket has two 5/16" mounting holes to secure bracket to the frame or inner bumper.



ALL22311 Solid Mount

ALL22312 Swivel Mount

Bumper Hookup Kit

ALL22315

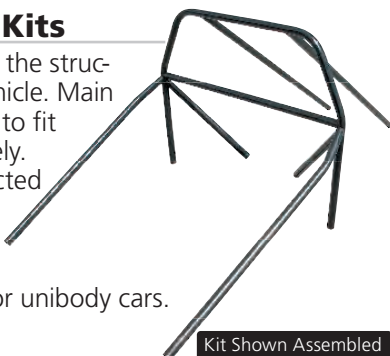
Cable kit mounts through the nose and around the bumper for easy wrecker hook-ups. Kit should be mandatory at every race track. Kit includes 3 ft. of coated cable and two clamps.



Kyle Strickler

8-Point Roll Bar Kits

Kits increase safety and the structural integrity of the vehicle. Main hoops are custom bent to fit each application precisely. Hoop and bars constructed of .134" mild steel, 1-3/4" diameter tubing. Welding required. Floor plates sold separately for unibody cars.



Kit Shown Assembled

8-Point Roll Bar Kits

ALL22600..... Camaro/Firebird 1967-69

ALL22601..... Camaro/Firebird 1970-81

ALL22602..... Camaro/Firebird 1982-92

ALL22603..... Camaro/Firebird 1993-02


ALL22604..... Camaro 2010-15

ALL22608..... G-Body (Monte Carlo, Cutlass, Regal, Grand Prix) 1978-88

ALL22610..... Mustang/Capri 1979-93

10-Point Roll Cage Kits

Kits increase safety and the structural integrity of the vehicle. Main hoops are custom bent to fit each application precisely. Hoop and bars constructed of .134" mild steel, 1-5/8" diameter tubing. Welding required. Floor plates sold separately for unibody cars.



Kit Shown Assembled

10-Point Roll Cage Kits

ALL22620..... Camaro/Firebird 1967-69

ALL22621..... Camaro/Firebird 1970-81

ALL22622..... Camaro/Firebird 1982-92

ALL22623..... Camaro/Firebird 1993-02

ALL22628..... G-Body (Monte Carlo, Cutlass, Regal, Grand Prix) 1978-88

ALL22630..... Mustang/Capri 1979-93


Floor Plates **ALL22640**

Bolt or weld these steel plates to the floor pan as required by most sanctioning bodies when installing roll bars into unibody cars. Increase the structural integrity and provide a solid mounting point for the roll bar. 6" x 6" plates are 1/8" (.125") thick and may also be used for a variety of other uses including fabricating brackets or mounts. Package of 6.



Strut Bars **ALL22642**

Strut bars increase the rigidity and strength of a chassis eliminating flexing and increasing reaction times. Bars can be installed to upgrade existing ten point cage kits or when building a new chassis. Pre-bent to fit a variety of applications, bars are 65" long overall with a 14" leg and constructed from 1-5/8" x .134" wall mild steel tubing.



Mini Stock Roll Cage Kits

Cage kits are designed with safety in mind for mini enduro and four cylinder classes and feature pre-cut and formed tubing specifically for the vehicles listed. Kits are constructed of .095" wall x 1-3/4" mild steel tubing and include a main hoop, halo, windshield posts, front and rear dash bars, three door bars for the left side, and a Z-bar for the right side. Kits also include the components to build a sturdy foundation for installing the main cage, similar to the ALL22650 Welding required.



ALL22097

Kit Shown Assembled

ALL22096..... Honda Civic

ALL22097..... Dodge Neon

ALL22098..... Ford Focus

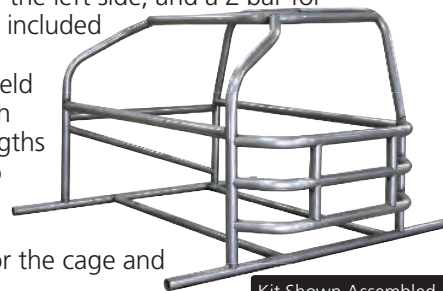
Replacement Part

ALL99466..... Door Bar for Civic

ALL22114..... Door Bar for Neon and Focus

Mini Stock Roll Cage Kit For Ford Escort **ALL22104**

Designed with safety in mind for mini enduro and four cylinder classes. Universal design is built for two or four door 1991-2002 Ford Escort bodies. Kit is constructed of .095" wall 1-3/4" mild steel tubing and includes a main hoop, halo, windshield posts, front and rear dash bars, three door bars for the left side, and a Z-bar for the right side. Also included are two lengths of 1-3/4" tubing to weld to the factory pinch welds and two lengths of 1-1/2" tubing to connect the two sides, creating a solid foundation for the cage and seat mount.




Kit Shown Assembled

Replacement Part

ALL22113..... Door Bar

Mini Stock Roll Cage Installation Kit **ALL22650**

Universal installation kit for mini stock or front wheel drive cars provides a solid base or foundation to mount a roll cage. Kit includes two 60" long 2" x 2" square outside rails, two 54" long 1-3/4" round support tubes for securely mounting the cage and an additional foot area support.



Deluxe Roll Cage Kits

Kits include all pieces to assemble a Deluxe Roll Cage. Main hoop is fitted and tack welded together allowing for changes or custom seat mounts. Curved windshield posts fit closer to windshield pillar to increase driver visibility. Halo is curved and gusseted into the main hoop for maximum width, driver clearance and support. Mild 1-3/4" x .095" wall steel tubing is notched and has uniform bends. Other features include four curved and one straight driver's side door bars, "Z" type right side door bars, additional lower cross bar added to main hoop for added side support and assist in seat mounting, and a center halo support.



Kit Shown Assembled

Part No.	Description
ALL22100	'78-88 GM Metric Chassis (Monte Carlo, Regal, Etc.) '70-81 Camaro/Firebird
ALL22102	'70-77 Monte Carlo, Chevelle, Malibu, Etc.
ALL22105	'77-90 Caprice/Impala
ALL22106	'79-93 Mini Stock Mustang

Offset Deluxe Roll Cage Kit

Ideal for use with template style or ABC bodies. Perimeter frame mount roll cage has the same features as other Allstar deluxe kits but includes an offset main hoop and a narrow halo for cars with an offset body or narrow roof.




Kit Shown Assembled

Part No.	Description
ALL22109	Offset Kit 54" Wide Frame
ALL22099	Offset Kit 57" Wide Frame

Door Bar Components For Rocket Dirt Late Models

ALL22390/22391 three-point door bar mounts are constructed of 1" steel tubing and bolt to the frame. Each mount has a pre-welded sleeve sized to accept posts of the ALL22392 steel door bar.

- ALL22390** Front Door Bar Mount
- ALL22391** Rear Door Bar Mount
- ALL22392** Right Door Bar, 5' L x 1-1/4"



Standard Roll Cage Kits

Kits include all pieces to assemble a standard cage. Mild steel tubing is 1-3/4" x .095" wall, is notched and has uniform bends. Four driver's side curved door bars, "Z" type right side door bar and gussets are included. Measurements are outside-to-outside.



Kit Shown Assembled

Part No.	Description
ALL22101	'78-88 GM Metric Chassis (Monte Carlo, Regal, Etc.) '70-81 Camaro/Firebird
ALL22103	'70-77 Monte Carlo, Chevelle, Malibu, Etc.
ALL22107	Mini Stock Universal

Roll Cage Kit for Crown Victoria **ALL22095**

Kit includes all pieces to assemble a roll cage for 1992-2012 Ford Crown Victoria models that is specially designed with safety in mind. Kit is constructed of 1-3/4" x .095" wall mild steel tubing which is pre-notched and has uniform bends for easy assembly. Features include a main hoop with diagonal reinforcing bars that are tack welded together allowing for changes or custom seat mounts, halo center support, halo support gussets, A-pillar support bars, dash bar support bars, passenger side horizontal and diagonal door bars and four driver's side curved and one straight door bars. Note: Additional curved bars and spacers may be purchased separately for added safety if rules permit.



Kit Shown Assembled

Individual Components


- ALL99230** Main Hoop Assembly for ALL22095
- ALL99231** Component Box for ALL22095

Replacement Parts

- ALL22114** Door Bar
- ALL22116** Door Bar Spacer

Right Hand Jack Post Kit **ALL22111**

Bolt-on kit fits most Howe, Port City, Lefthander, Finish Line and other offset chassis requiring a jack post to raise vehicle. Includes an assembled bar loop with lift post and pre-cut mounting bars to be welded in place. The mounting bars then bolt to chassis tabs (not included) for removal and installation.




Door Bar Clamp **ALL14198**

Clamp fastens around a 1-1/2" door bar, allowing a steel door plate to be mounted to the outside of the door bar area. Clamp eliminates the need to weld mounting tabs or door plate directly to a finished chassis. Sold each and includes 1/2" mounting hardware.



Steel Plate

Steel plate is useful for many building projects or fabricating brackets. 10 gauge (1/8" thick) mild Steel plate is ideal for adding a protective cover to the driver's side floor or door bar area of circle track cars.



ALL54070 18" x 26"

ALL54071 24" x 24"

ALL54072 24" x 36"

Door Plate **ALL22118**

Plates can be welded between the driver's side door bars. May also be used



to box "C"-type frame rails to add support and strength at critical roll cage mounting points. Plate is 48" x 4" x 1/8" thick and mandated by most sanctioning bodies and tracks.

Curved Door Bar **ALL22114**

Curved door bar is constructed of 1-3/4" O.D. x .095"



wall mild steel tubing and is the same door bar included in Allstar's Standard and Deluxe roll cage kits. Bar is notched to fit between two vertical posts spaced 43" on center and adds approximately 6" to the width of the cage.

Door Bar Spacers

Spacers fit between two door bars for added support and to equally space door bars apart. Constructed of 1-3/4" O.D. x .095" wall mild steel tubing.




ALL22115 4" Spacer, spaces door bars 3" apart.
(These bars are included in Allstar Standard and Economy Roll Cage Kits)

ALL22116 5" Spacer, spaces door bars 4" apart.
(These bars are included in Allstar Mini Enduro Kits)

Swing Out Door Bar Kit **ALL22670**

Kit includes hardware and mounting brackets needed when installing a swing out style door bar on roll bar equipped car. Kit includes mild steel brackets, spacers, quick release T-handle pin and mounting hardware.



Steering Column Brackets

Stamped-steel brackets weld to dash bars to create a mounting point for steering shaft when using a 3/4" oversized rod end. Brackets are 3-1/8" wide and available in a variety of lengths to fit most applications. 4" and longer brackets are pre-notched for 1-1/2" dash bars but are easily modified to fit other size bars.

ALL52120 2-1/2" Long

ALL52122 4" Long


ALL52124 8" Long

ALL52126 10" Long



Steering Shaft Rod End Mounting Tab **ALL52133**

Gusseted weld-on tab provides an excellent mounting point for the 3/4" oversized rod end (ALL52132) when building custom steering shaft assemblies. Tab is designed to cradle into round chassis tubing with built-in gussets adding strength and reducing flex.



Related Item

ALL52132 Oversized 3/4" Rod End Kit



Steering Quickener Bracket **ALL60028**

Mounts all popular steering quickeners including AFCO, Coleman, Howe and others. Bracket has two holes, spaced 1-3/4" apart, and may be welded to 1-1/2" or 1-3/4" diameter tubing.



Floor Pedal Plate **ALL54050**


Weld-in pedal plate is 23" x 5" x 1/8" and speeds up



race car construction by providing the proper spacing for mounting pedal/master cylinder assemblies.

Hanging Brake Pedal Mount **ALL54060**

Welds to chassis to mount Wilwood and Tilton style hanging pedals. Notched to clear balance bar.



John Clippinger



Universal Seat Mount Kit


ALL22110

1-1/2" diameter x .095" wall mild steel tubing attaches to roll cage, to safely and effectively mount a seat. Use with Allstar roll cage kits. Kit is sold unassembled and requires welding.



Seat Mount Brackets

Made from 1/8" thick mild steel. Upper bracket is angled to fit against the back of most aluminum racing seats. Two-piece design allows front-to-back and side-to-side adjustment. Upper mount brackets may be bolted or welded. Lower mount welds to 1-1/2" or 1-3/4" tubing.



ALL60032 Upper, 2-Piece

ALL60033 Lower

Double Shear Seat Belt Tab **ALL60031**

Bracket welds to chassis for solid seat belt mount to the chassis, yet still able to pivot. Double shear design provides twice the strength of a single tab style mount. Steel bracket accepts 1/2" hardware.



Narrow Front Arch Support **ALL22645**

Arch supports replace the front arches found on many asphalt late models and modifieds or when fabricating a new chassis. Narrow triangular design arches are constructed of 1-3/4" x .095" wall, D.O.M. steel tubing, are 30" wide at the mounting points and 17" tall, but may be trimmed to fit many applications. Sold as a pair*



*LH support features a small kick out for added header clearance.

Front Arch Support

ALL22119

Arch supports are required when installing Allstar front support kits. They add strength to suspension mounting area and create mounting points for shock brackets. Arches are constructed of 1-3/4" x .095" wall mild steel tubing, 24" wide at the mounting points and 16" tall but may be trimmed to fit many applications. Sold each.



Universal Front Hoop

ALL22108

Front support kit adds strength to the front section of race car by reducing excessive flex. Pre-cut and notched pieces of 1-3/4" x .095" wall mild steel tubing fasten to the existing roll cage and extend to the front of the chassis to strengthen vulnerable steering and radiator areas. Lower radiator mounting brackets are included. Kit requires the addition of two front arch supports (ALL22119) sold separately to complete installation. Some modifications may be required for installation.



Universal Mini Stock Front Hoops

Universal front hoops come in 3 widths to fit a variety of mini stock chassis. Mild steel tubing is 1-1/2" x .083".




Part No.	Outside Width	Car Type
ALL22652	40-1/2"	Mid-Size
ALL22653	46-1/2"	Neon
ALL22654	51-1/4"	Big

Universal Rear Support

ALL22112

Rear support adds strength to the rear section of race car by reducing excessive flex. Kit includes pre-cut and notched pieces of 1-3/4" x .095" wall mild steel tubing which fasten to the existing roll cage and extend to the rear of the chassis. Some modifications may be required for installation.



Fuel Cell Guard

ALL22374

Guard adds protection to the fuel cell and acts as a lifting point for rear of vehicle. Universal kit is constructed of 1-3/4", .095" wall, mild steel tubing. Parts are pre-cut and notched, ready to be welded together. Height is 8-3/4" and mounting width is 42".



Frame Repair Plate For Metric Chassis **ALL60085**

1/8" steel rear frame plate fits 1978-88 GM metric cars. Plate is cut to fit stock frames and measures 4-1/4" x 27".



John Clippinger

Reinforced Aluminum Angle, 120°

Aluminum angle has many uses including strengthening body panels and providing a mounting point for strapping or body braces, typically used on the lower section of rear quarter panels and doors. The reinforced design adds additional strength over standard 120° angle with an extra bend which also allows easier access to body brace bolts. Angle allows supports or braces to angle upward toward the chassis. Angle is 1/8" thick x 1-1/2" wide and has predrilled 1/4" holes on 1" centers.


- ALL23140** 26" Long
- ALL23140-5** 26" Long, 5-Pack
- ALL23141** 30" Long
- ALL23141-5** 30" Long, 5-Pack
- ALL23142** 66" Long
- ALL23142-5** 66" Long, 5-Pack



Aluminum Angle, 120°

Aluminum angle has many uses including strengthening body panels and providing a mounting point for strapping or body braces, typically used on the lower section of rear quarter panels. 120° angle allows supports or braces to angle upward toward the chassis. Angle is 1/8" thick x 1" wide and has pre-drilled 1/4" holes on 1" centers.

- ALL23130** 26" Long
- ALL23130-5** 26" Long, 5-Pack
- ALL23131** 30" Long
- ALL23131-5** 30" Long, 5-Pack
- ALL23132** 66" Long
- ALL23132-5** 66" Long, 5-Pack



Aluminum Angle, 90°

Aluminum angle has many uses including strengthening body panels and providing a mounting point for strapping or body braces, typically used on the upper section of rear quarter panels and door panels. 90° angle allows supports or braces to fasten directly to the chassis. Angle is 1/8" thick x 1" wide and has pre-drilled 1/4" holes on 1" centers.

- ALL23134** 26" Long
- ALL23134-5** 26" Long, 5-Pack
- ALL23135** 30" Long
- ALL23135-5** 30" Long, 5-Pack
- ALL23138** 66" Long
- ALL23138-5** 66" Long, 5-Pack



Slotted Aluminum Angle, 90°

ALL23124

Slotted angle aluminum brace connects and strengthens body panels. Brace is 1/8" thick x 1" W x 72" L with 3/8" x 5/8" slots. Ideal for use along tops of spoilers.



Aluminum Flat Stock

6063-T5 aluminum flat stock is ideal for fabricating mounting brackets, etc.

Description	4' Length	7.5' Length	12' Length	16' Length
Flat Stock 1" Wide				
1/8" Thick	ALL22250-4	ALL22250-7	ALL22250-12	ALL22250-16
3/16" Thick	ALL22251-4	ALL22251-7	ALL22251-12	ALL22251-16

Aluminum Angled Stock

1" x 1" 6063-T5 aluminum stock is ideal for fabricating mounting brackets, etc.

Description	4' Length	7.5' Length	16' Length
1" x 1" x 1/16" Thick	ALL22253-4	ALL22253-7	ALL22253-16
1" x 1" x 1/8" Thick	ALL22254-4	ALL22254-7	ALL22254-16
1" x 1" x 3/16" Thick	ALL22255-4	ALL22255-7	ALL22255-16

Aluminum Square And Rectangular Tubing

Tubing is 6063-T5 grade alloy with .125" wall thickness. Ideal for fabricating rub rails or building shop, trailer or pit equipment like ladders, pit carts and tire racks.

Description	4' Length	7.5' Length	12' Length	20' Length
Square				
3/4" x 3/4"	ALL22256-4	ALL22256-7	ALL22256-12	ALL22256-20
1" x 1"	ALL22257-4	ALL22257-7	ALL22257-12	ALL22257-20
Rectangular				
1" x 2"	ALL22258-4	ALL22258-7	ALL22258-12	-

Aluminum Round Tubing

Round 1-1/2" x .083" tubing is 6061-T6 grade alloy which is ideal for building bumpers.

- ALL22085-4** . 4' Length
- ALL22085-7** . 7.5' Length
- ALL22085-12** 12' Length

Steel Flat Stock

Steel flat stock is ideal for building projects around the shop or creating supports when needed. Standard grade steel has excellent welding characteristics and is easily cut and shaped.

Description	4' Length	7.5' Length	12' Length
1" x 1/8"	ALL22150-4	ALL22150-7	ALL22150-12
1" x 3/16"	ALL22151-4	ALL22151-7	ALL22151-12
1-1/2" x 1/8"	ALL22152-4	ALL22152-7	ALL22152-12
2" x 1/8"	ALL22154-4	ALL22154-7	ALL22154-12
2" x 3/16"	ALL22155-4	ALL22155-7	ALL22155-12

Steel Angled Stock

Steel angled stock is ideal for building projects around the shop or creating supports when needed. Standard grade steel has excellent welding characteristics and is easily cut and shaped.

Description	4' Length	7.5' Length	12' Length
1" x 1" x 1/8"	ALL22156-4	ALL22156-7	ALL22156-12
1-1/2" x 1-1/2" x 1/8"	ALL22157-4	ALL22157-7	ALL22157-12
2" x 2" x 1/8"	ALL22158-4	ALL22158-7	ALL22158-12

**12 FT. AND LONGER LENGTHS
FOR LOCAL PICKUP ONLY!**

Mild Steel Tubing

Sold only in pre-cut lengths. Always check wall thickness tolerance before cutting or welding, especially if the car is to be certified. Tubing wall thickness will vary.



Round Mild Steel Tubing

Description	4' Length	7.5' Length	12' Length	20' Length
3/8" x .065"	ALL22117-4	ALL22117-7	ALL22117-12	—
1/2" x .065"	ALL22120-4	ALL22120-7	ALL22120-12	ALL22120-20
3/4" x .065"	ALL22124-4	ALL22124-7	ALL22124-12	ALL22124-20
1" x .065"	ALL22128-4	ALL22128-7	ALL22128-12	ALL22128-20
1" x .083"	ALL22129-4	ALL22129-7	ALL22129-12	ALL22129-20
1-1/4" x .083"	ALL22132-4	ALL22132-7	ALL22132-12	ALL22132-20
1-1/4" x .120"	ALL22134-4	ALL22134-7	ALL22134-12	ALL22134-20
1-1/2" x .065"	ALL22136-4	ALL22136-7	ALL22136-12	—
1-1/2" x .083"	ALL22130-4	ALL22130-7	ALL22130-12	—
1-1/2" x .095"	ALL22138-4	ALL22138-7	ALL22138-12	ALL22138-20
1-1/2" x .120"	ALL22137-4	ALL22137-7	ALL22137-12	ALL22137-20
1-5/8" x .120"	ALL22139-4	ALL22139-7	ALL22139-12	—
1-5/8" x .134"	—	ALL22141-7	ALL22141-12	—
1-3/4" x .065"	ALL22144-4	ALL22144-7	ALL22144-12	ALL22144-20
1-3/4" x .095"	ALL22146-4	ALL22146-7	ALL22146-12	—
1-3/4" x .134"	—	ALL22148-7	ALL22148-12	—



Round D.O.M. Mild Steel Tubing

Description	4' Length	7.5' Length	12' Length	17' or 20' Length
1" x .120"	ALL22127-4	ALL22127-7	ALL22127-12	ALL22127-(17 or 20) [†]
1-1/2" x .083"	ALL22133-4	ALL22133-7	ALL22133-12	ALL22133-(17 or 20) [†]
1-1/2" x .095"	ALL22135-4	ALL22135-7	ALL22135-12	ALL22135-(17 or 20) [†]
1-5/8" x .120"	ALL22140-4	ALL22140-7	ALL22140-12	ALL22140-(17 or 20) [†]
1-3/4" x .095"	ALL22145-4	ALL22145-7	ALL22145-12	ALL22145-17 [†]
1-3/4" x .120"	ALL22147-4	ALL22147-7	ALL22147-12	ALL22147-17 [†]

*Tubing is drawn over mandrel (D.O.M.) and has tighter wall thickness tolerance.

[†]Length is determined by mill run. Call for availability.



Square Mild Steel Tubing

Description	4' Length	7.5' Length	12' Length	20' Length
1/2" x .065"	ALL22160-4	ALL22160-7	ALL22160-12	—
3/4" x .049"	ALL22163-4	ALL22163-7	ALL22163-12	—
3/4" x .065"	ALL22164-4	ALL22164-7	ALL22164-12	ALL22164-20
1" x .083"	ALL22169-4	ALL22169-7	ALL22169-12	ALL22169-20
1-1/2" x .083"	ALL22175-4	ALL22175-7	ALL22175-12	—
2" x .083"	ALL22182-4	ALL22182-7	ALL22182-12	ALL22182-20



Rectangular Mild Steel (1018)

Description	4' Length	7.5' Length	12' Length
1" x 2" x .120"	ALL22183-4	ALL22183-7	ALL22183-12
2" x 3" x .083"	ALL22184-4	ALL22184-7	ALL22184-12

**12 FT. AND LONGER LENGTHS
FOR LOCAL PICKUP ONLY!**

Round Chrome Moly Steel Tubing (4130N)

Sold only in pre-cut lengths. Always check wall thickness tolerance before cutting or welding, especially if the car is to be certified. Tubing wall thickness will vary.



Description	4' Length	7.5' Length	12' Length	17', 19' or 20' Length
1/4" x .035"	ALL22000-4	ALL22000-7	-	-
3/8" x .058"	ALL22005-4	ALL22005-7	-	-
1/2" x .049"	ALL22010-4	ALL22010-7	-	-
1/2" x .058"	ALL22012-4	ALL22012-7	-	-
5/8" x .049"	ALL22015-4	ALL22015-7	-	-
5/8" x .058"	ALL22017-4	ALL22017-7	-	-
3/4" x .049"	ALL22020-4	ALL22020-7	-	-
3/4" x .058"	ALL22022-4	ALL22022-7	-	-
3/4" x .095"	ALL22024-4	ALL22024-7	-	-
3/4" x .120"	ALL22026-4	ALL22026-7	-	-
7/8" x .058"	ALL22030-4	ALL22030-7	-	-
7/8" x .095"	ALL22032-4	ALL22032-7	-	-
1" x .049"	ALL22040-4	ALL22040-7	ALL22040-12	-
1" x .058"	ALL22042-4	ALL22042-7	ALL22042-12	-
1" x .065"	ALL22044-4	ALL22044-7	ALL22044-12	ALL22044-20†
1" x .083"	ALL22045-4	ALL22045-7	-	-
1" x .095"	ALL22046-4	ALL22046-7	-	ALL22046-20†
1-1/8" x .058"	ALL22050-4	ALL22050-7	ALL22050-12	-
1-1/8" x .083"	ALL22054-4	ALL22054-7	ALL22054-12	-
1-1/4" x .058"	ALL22060-4	ALL22060-7	ALL22060-12	ALL22060-20†
1-1/4" x .065"	ALL22062-4	ALL22062-7	ALL22062-12	ALL22062-(19 or 20)†
1-1/4" x .083"	ALL22061-4	ALL22061-7	ALL22061-12	ALL22061-20†
1-1/4" x .095"	ALL22063-4	ALL22063-7	ALL22063-12	ALL22063-20†
1-1/4" x .120"	ALL22064-4	ALL22064-7	-	ALL22064-20†
1-3/8" x .058"	ALL22070-4	ALL22070-7	-	-
1-3/8" x .095"	ALL22072-4	ALL22072-7	-	-
1-1/2" x .049"	ALL22079-4	ALL22079-7	-	-
1-1/2" x .058"	ALL22080-4	ALL22080-7	-	-
1-1/2" x .065"	ALL22082-4	ALL22082-7	ALL22082-12	ALL22082-20†
1-1/2" x .083"	ALL22084-4	ALL22084-7	ALL22084-12	ALL22084-20†
1-1/2" x .095"	ALL22086-4	ALL22086-7	ALL22086-12	-
1-5/8" x .083"	ALL22090-4	ALL22090-7	ALL22090-12	ALL22090-(19 or 20)†
1-3/4" x .083"	ALL22093-4	ALL22093-7	ALL22093-12	ALL22093-(17 or 20)†

†Length is determined by mill run. Please call for availability.

Threaded Tubing Ends

Chrome moly 4130 steel tubing ends are ideal for building custom length suspension tubes. Available in RH and LH threads.



Thread Size	Tubing Size	Tube End Insert O.D.	RH Part No.	LH Part No.
10-32	3/8" x .058"	.259"	ALL22500	-
5/16"-24	1/2" x .058"	.384"	ALL22504	-
3/8"-24	5/8" x .058"	.509"	ALL22508	ALL22509
3/8"-24	3/4" x .058"	.634"	ALL22512	ALL22513
1/2"-20	7/8" x .058"	.759"	ALL22518	ALL22519
1/2"-20	1" x .058"	.884"	ALL22522	ALL22523
1/2"-20	1" x .065"	.870"	ALL22526	ALL22527
1/2"-20	1-1/8" x .058"	1.00"	ALL22530	ALL22531
5/8"-18	1" x .058"	.884"	ALL22534	ALL22535
5/8"-18	1" x .095"	.810"	ALL22538	ALL22539
5/8"-18	1-1/4" x .095"	1.060"	ALL22542	ALL22543†
5/8"-18	1-1/4" x .120"	1.010"	ALL22546	ALL22547†
3/4"-16	1-1/4" x .065"	1.120"	ALL22548	ALL22549†
3/4"-16	1-1/4" x .095"	1.060"	ALL22550	ALL22551†
3/4"-16	1-1/4" x .120"	1.010"	ALL22554	ALL22555†
3/4"-16	1-3/8" x .095"	1.185"	ALL22558	ALL22559†

†Tube end has built-in hex for adjusting.

**12 FT. AND LONGER LENGTHS
FOR LOCAL PICKUP ONLY!**

Tubing Notcher **ALL10411**

Notcher works with most standard hole saws to create a notch on end of round tubing for properly attaching round tubing to round tubing, often used when building roll cages, bumpers or custom chassis. Notcher features an adjustable holding fixture which automatically centers tubing to create a notch from 90-45 degrees in tubing up to 2". Notcher is commonly clamped into a bench vise or bench mounted and used with a hand drill.



Note: Hole saw used should be the size of tube accepting notched tube.

Replacement Part

ALL10402 5/8"-18 Thread Adapter

Note: Tubing notcher includes a 1/2"-20 arbor thread and 5/8"-18 adapter. Most hole saws up to 1-1/8" diameter use 1/2"-20, larger hole saws use 5/8"-18 thread.



Hole Saw Set **ALL10412**

Use with tubing notchers. Does not include an arbor for a hand drill. Set includes one of each size: 3/4", 1", 1-1/4", 1-1/2", 1-5/8" and 1-3/4". Hole saws up to 1" diameter use 1/2"-20 thread, larger hole saws use 5/8"-18 thread.



Individual Hole Saws

ALL10413 3/4"

ALL10414 1"

ALL10416 1-1/4"

ALL10417 1-1/2"

ALL10418 1-5/8"

ALL10419 1-3/4"

Note: Hole saws up to 1" diameter use 1/2"-20 thread, larger hole saws use 5/8"-18 thread.

Deburring Tool **ALL11036**

A fast and easy way to remove burrs from the edges of machined or cut metals. Five-piece kit includes handle, telescopic blade holder and three unique blades. Handle has built-in storage for blades. Blade holder adjusts from 1" to 5".



ALL99328 Replacement Blades, 3-Pack

Digital Levels

Digital level with magnetic base measures the angle of a single straight surface or the angle of a joint between two straight surfaces. Displayed value on the LCD screen rotates to right side up when digital level is in an upside down position. Powered by three 3V CR2032 batteries (included).



ALL10742 Compact Digital Level, 2" x 2" x 1"

ALL10744 Digital Level, 6" x 2.25" x 1.25"

Smart Tool **ALL10113**

Ensure that chassis tubing is level and plumb when building roll cages or checking driveshaft angles. A "hold" button freezes and unfreezes readings which can be displayed as degrees, percentages, or in./ft. at the push of a button. Plus and minus signs indicate when pitch is more or less than that shown on the display. Pitch reads in 1/8 in./ft. increments. Tool emits an audible "beep" at level and plumb. The tool shuts off automatically if idle for more than six minutes. Powered by a standard 9 volt battery.



Level Base **ALL10741**

Level base simplifies notching and bending of round tubing and helps ensure accuracy. Base fastens to standard ballast or weight brackets and clamps to the tube as a reference point when creating parallel, perpendicular, or any angle of opposing notches or bends during fabrication. Base accepts most digital levels including ALL10113, ALL10742 and ALL10744 or standard bubble levels.



Digital scale and mounting bracket sold separately.

Individual Mounting Brackets

ALL14192 1"

ALL14193 1-1/4"

ALL14194 1-3/8"

ALL14195 1-1/2"

ALL14196 1-5/8"

ALL14197 1-3/4"



ALL14195

Weld-On Nuts

Weld these steel nuts into a predrilled hole to provide a strong and easy method of bolting brackets or accessories to chassis. Nuts are often used when the back side of a fastener is not accessible and they allow quicker installation and/or removal of chassis components.



ALL18546

1/4"-20 Nut for 3/8" Hole

ALL18546 (5/16" UHL), 4-Pack

ALL18546-25 (5/16" UHL), 25-Pack

3/8"-16 Nut for 3/4" Hole

ALL18549 Short (3/8" UHL), 4-Pack

ALL18549-25 Short (3/8" UHL), 25-Pack

ALL18550 Long (7/8" UHL), 4-Pack

ALL18550-25 Long (7/8" UHL), 25-Pack

1/2"-13 Nut for 3/4" Hole

ALL18551 Short (3/8" UHL), 4-Pack

ALL18551-25 Short (3/8" UHL), 25-Pack


ALL18552 Long (7/8" UHL), 4-Pack

ALL18552-25 Long (7/8" UHL), 25-Pack

Flat Tabs

Mild steel flat tabs have a straight edge and can be welded to round tubing, square tubing or flat plate.

Part No.	Description	Quantity Per Pack	Thickness	Overall Height	Center Of Hole Height	Hole Diameter
ALL60004	1/8" Tab, 5/8" Hole	4	1/8"	2-5/16"	1-11/16"	5/8"
ALL60005	1/8" Tab, 1/2" Hole	4	1/8"	1-7/8"	1-5/16"	1/2"
ALL60006	3/16" Tab, 1/2" Hole	4	3/16"	1-7/8"	1-5/16"	1/2"
ALL60007	1/4" Tab, 3/8" Hole	4	1/4"	2"	1-3/8"	3/8"
ALL60008	1/4" Tab, 1/2" Hole	4	1/4"	2"	1-3/8"	1/2"
ALL60009	1/8" Tab, 1/4" Hole	4	1/8"	1-5/8"	1-1/4"	1/4"
ALL60012	1/8" Tab, 1/4" Hole	4	1/8"	1-7/16"	7/8"	1/4"
ALL60013	1/8" Tab, 3/8" Hole	4	1/8"	1-7/16"	7/8"	3/8"
ALL60018	3/16" Seat Tab	4	3/16"	1-1/2"	7/8"	1/2"
ALL60019	1/4" Seat Tab	4	1/4"	1-1/2"	7/8"	1/2"
ALL60020	Window Frame Tab	10	1/16"	1"	3/4"	3/16"
ALL60021	Window Frame Tab	10	1/16"	3/4"	1/2"	3/16"
ALL60022	Bumper Tab	4	1/8"	1-1/4"	15/16"	1/4"
ALL60076	Chassis Tab	4	1/8"	1-3/4"	1-3/16"	3/8"
ALL60030	Mounting Tab	4	.100"	1-1/4"	3/4"	5/8"
ALL60090	Mounting Tab	4	.100"	1-1/4"	3/4"	3/8"
ALL60091	Mounting Tab	4	.100"	1-1/4"	3/4"	7/16"
ALL60092	Mounting Tab	4	.100"	1-1/4"	3/4"	9/16"



Radius Tabs

Mild steel radius tabs have a contoured edge to fit various sizes of round tubing.

Part No.	Description	Quantity Per Pack	Thickness	Overall Height	Center Of Hole Height	Hole Dia.
ALL60000	3/16" Tab, No Hole	4	3/16"	2-3/8"	-	-
ALL60001	3/16" Tab, 3/8" Hole	4	3/16"	2-3/8"	1-3/4"	3/8"
ALL60002	3/16" Tab, 1/2" Hole	4	3/16"	2-3/8"	1-3/4"	1/2"
ALL60003	1/8" Tab, 1/4" Hole	4	1/8"	2"	15/16"	1/4"
ALL60010	1/8" Tab, 1/4" Hole	4	1/8"	1-1/8"	9/16"	1/4"
ALL60011	1/8" Tab, 3/8" Hole	4	1/8"	1-1/8"	9/16"	3/8"



Body Brace Tabs

Mild steel tabs have built-in gussets for added support. Choose tabs that mount parallel or perpendicular to tubing. Package of 4.

Part No.	Description	Thickness	Overall Height	Center Of Hole Height	Hole Dia.
ALL60014	Round Tube, 1/4" Hole	1/8"	1-1/2"	1"	1/4"
ALL60015	Round Tube, Slotted	1/8"	1-1/2"	7/8"	1/4" x 3/4"
ALL60016	Round Tube, 3/8" Hole	1/8"	1-3/4"	1-1/4"	3/8"
ALL60017	Round Tube, 1/2" Hole	1/8"	1-3/4"	1-1/4"	1/2"
ALL60041	Round Tube, 1/4" Hole	1/8"	1-3/4"	1-1/4"	1/4"
ALL60086	Round Tube, 1/4" Hole	.085"	1-7/16"	1-15/16"	1/4"
ALL60087	Round Tube, 1/4" Hole	1/8"	1-7/16"	1-15/16"	1/4"
ALL60024	Flat Mount, 3/8" Hole	.085"	1-9/16"	7/8"	3/8"
ALL60027	Flat Mount, 1/4" Hole	3/16"	1-9/16"	7/8"	1/4"



Universal Hood Pin Mount

ALL60067


Universal bracket with 1/4" mounting holes can be bolted on or welded in place. Bracket accepts 1/2" hood pins to secure hood and deck lids along with many other uses. Constructed of .100" steel, bracket has a built-in reinforcing gusset for added strength.



Universal Chassis Bracket

ALL60068

Universal gusseted bracket is 3/16" thick and welds on for many uses including engine and body mounts. Bracket is 2-1/4" wide x 3-1/4" long and has a 1/2" hole located 1" from the end of the bracket.



Universal Mounting Bracket ALL60072

Universal formed bracket is 1/8" thick and welds on for many uses, including a body mount when modifying or fabricating chassis or as a rear engine mount bracket when used with rear motor mounts. Bracket is 2-1/4"W x 6-1/2"L and may be drilled for a variety of uses.



Brake Line Adapter Mounting Tabs


Secure brake line adapters or bulkhead fittings, or use as a mounting tab for a variety of uses.

- ALL60029.....Bolt-On With 5/8" Hole, 2-Pack
- ALL60030.....Weld-On With 5/8" Hole, 4-Pack
- ALL60092.....Weld-On With 9/16" Hole, 4-Pack
- ALL60091.....Weld-On With 7/16" Hole, 4-Pack
- ALL60090.....Weld-On With 3/8" Hole, 4-Pack



Tubing End Caps

Steel end caps weld to the end or inside of tubing to provide a clean look, prevent sharp exposed edges and seal tubes to keep out dirt and debris. Caps are commonly used on ends of bumpers, to fill existing holes in frames and as a flat gusset when butt joining sections of square or rectangular tubing. Package of 10.



Part No.	Description	Thickness
Round End Caps		
ALL22280	7/8" O.D.	.125"
ALL22285	1" O.D.	.125"
ALL22281	1-1/4" O.D.	.125"
ALL22286	1-3/8" O.D.	.125"
ALL22282	1-1/2" O.D.	.125"
ALL22283	1-5/8" O.D.	.125"
ALL22287	1-11/16" O.D.	.125"
ALL22284	1-3/4" O.D.	.125"
Square End Caps		
ALL22290	1" x 1"	.085"
ALL22291	1-1/2" x 1-1/2"	.085"
ALL22292	2" x 2"	.085"
Rectangle End Cap		
ALL22294	2" x 3"	.085"

Gussets

Gussets add support and strength to tubing joints when building roll cages or chassis mounts. Solid, one or three hole gussets are 1-7/8" tall x 1/8" thick.



Description	10-Pack	100-Pack
Solid	ALL22192	ALL22192-100
With One Hole	ALL22194	ALL22194-100
With Three Holes	ALL22196	ALL22196-100

Wrap Around Gussets

Gussets fit 1.50" to 1.75" tubing and can be used to join tubing from 70° to 110°. Wrap around gussets are 1/16" thick and provide more support and rigidity than a standard flat gusset.



ALL22199 10-Pack
ALL22199-50 50-Pack

Rub Rail Flange **ALL60023**

Flanges are 3/16" thick and commonly used when building bolt-on style rub rails. Center hole accepts 1-1/4" tubing and has two 3/8" mounting holes spaced 2-1/4" apart. Package of 4.



Charging Post Bracket **ALL60064**

Securely mount Allstar charging posts on vehicles where battery is not easily accessible. Predrilled holes allow quick mounting to frame or body. Double-D hole design positions posts close together, but provides enough room for charging or jumper cable clamps. Charging posts sold separately.



Remote Starter Button Shroud Kits

Kit mounts a remote starter button directly to chassis tubing. Kit includes a shroud to help protect against accidental activation, tab, and starter button.

ALL60360 Welded Kit
ALL60361 Un-welded Kit



ALL60361

Battery Boxes

Universal, lightweight steel battery boxes may be welded or bolted to the frame. Boxes are available in two sizes and include hold down hardware.

ALL76100 12" Wide x 7-1/4" Deep
ALL76101 10" Wide x 7-1/4" Deep

Replacement Components

ALL99175 J-Bolts with nuts 1pr
ALL99177 Hold Down Strap for ALL76100
ALL99176 Hold Down Strap for ALL76101



Bolt-On Battery Boxes

Battery box has multiple 1/2" mounting holes to bolt box directly to the frame rail, inner fender or firewall. Box can also be fastened to round tubing using clamp-on ballast brackets. Constructed of 13 gauge steel, measures 11" wide x 7" deep and includes 3/8" battery hold down hardware.




ALL76103

ALL76102 Clear Zinc
ALL76103 Black

Stainless Steel Drop-Out Battery Box **ALL76105**

The perfect battery box where battery mounts under floor. Eases battery service and replacement. Box is 10-1/2" wide, 7" deep, and 9-1/2" tall and will accept most standard batteries.



Ground Stud **ALL76147**

Steel ground stud welds to round tubing providing a secure location for mounting a negative battery cable. Weld stud directly to the chassis or create a secure ground wire location in the foot box or engine compartment. Stud accepts battery cables with 3/8" ring terminals.



Upper Coil-Over Shock Mount Kit **ALL60230**

Weld-in kit provides a mounting point for rear coil-over shock mounts on tube, boxed or stock frames with up to 48" between frame rails. Great for drag racing and street applications, kit includes a 48" long, .120" wall x 1-1/2" mild steel tube, reinforced mounting tabs, 2" x 3" end plates and 1/2" hardware.



Weld-On Shock Brackets

Weld-on shock brackets mount standard and coil-over shocks with 1/2" I.D. inner bushing or 1/2" rod end to chassis as well as many other uses. 1/8" thick mild steel brackets include 1/2" bolt, spacer and locknut.

Notched Tube Mount

Bracket is notched for 1-1/2" - 1-3/4" round tubing to create a gusset style mount that welds on three sides. Notched design positions the bracket perpendicular to the tubing at a 90° angle for straight mount and approximately a 75° angle for angled mounts.

Straight Mount



- ALL60103** Short Single
- ALL60104** Long Single
- ALL60112** Long Two Position
- ALL60113** Extra Long Three Position

Angle Mount



- ALL60100** Left Hand Single
- ALL60101** Right Hand Single

Round Tube Mount

Bracket welds parallel onto tubing. Typically mounted above or below tubing and includes 1/2" shock mounting hardware. Mounting positions are on 1" centers.

- ALL60107** Single
- ALL60114** Two Position
- ALL60115** Three Position



Flat Mount

Bracket mounts to a flat surface or square tubing.

- ALL60106** Single


Related Parts

- ALL99100** Replacement bolt, locknut, and bushing
- ALL99101** Replacement bushing only



Clamp-On Shock Brackets

Clamp-on shock brackets mount standard and coil-over shocks with 1/2" I.D. inner bushings to round tubing without welding. Easily add additional mount or pivot mount when experimenting or trying different set-ups. Standard brackets position the shock approximately 1" below the chassis tubing. Drop mount brackets position the shock approximately 2-1/2" below the chassis tubing. Brackets include mounting hardware with nyloc locking nuts.



Clamp-On


- ALL60220** 1.75"
- ALL60221** 1.50"
- ALL60222** 1.25"

Drop Mount Clamp-On

- ALL60225** 1.50"

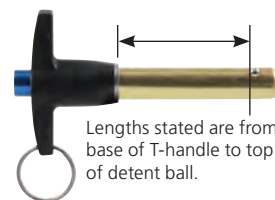
1/2" Rod End Mount **ALL60073**

3/16" thick steel mount with 1/2" holes accepts rod ends up to 5/8" wide. Mount is 1-5/8" tall overall.



Quick Release T-Handle Pins

Positive lock, quick release pins hold tightly in place until the handle button is depressed, allowing the pin to be inserted into or removed from a hole with ease. Handles are made from 380 die cast aluminum, shanks are made from 4130 steel. Each pin is equipped with a stainless steel split ring, providing the option to attach a cable assembly.



- | | |
|------------------------------------|------------------------------------|
| ALL60300 1/4" x 1" | ALL60314 3/8" x 3" |
| ALL60301 1/4" x 1-1/2" | ALL60318 1/2" x 2" |
| ALL60302 1/4" x 2" | ALL60320 1/2" x 2-1/2" |
| ALL60304 5/16" x 1" | ALL60322 1/2" x 3" |
| ALL60306 5/16" x 2" | ALL60324 1/2" x 3-1/2" |
| ALL60308 5/16" x 3" | |
| ALL60310 3/8" x 1" | |
| ALL60312 3/8" x 2" | |

Lengths stated are from base of T-handle to top of detent ball.

Quick Pin Lock Collars

Steel lock collar provides a positive lock for quick release pins. Black coated collar with button head machine screw allows attachment of a securing device, like an Allstar lanyard (ALL18461 or ALL18463).

- ALL60335** 1/2" Collar With 10-32 Screw
- ALL60336** 5/8" Collar With 1/4"-28 Screw



Tube Clamps

2-piece tube clamp bolts to round tubing and provides a removable welding point for many uses. Clamps are constructed of 1/8" mild steel that is 2" wide. Includes two 3/8" grade 8 bolts with nyloc nuts.

ALL14480 1"

ALL14481 1-1/4"

ALL14483 1-1/2"

ALL14485 1-3/4"

ALL14486 2"

Coil Spring Spacer **ALL56116**

Spacer for 5" racing spring welds into spring pocket, enabling chassis adjustments on street stock and other race cars that are not allowed to use weight jack bolts or threaded adjusters. 3" tall spacer may be cut to desired height before installation. Use coil shim spacers ALL56120 and ALL56121 to make chassis adjustments.

Adjustable Coil Spring Spacers

Adjustable spacers for 5" racing springs weld into spring pockets, enabling chassis adjustments on street stock and other race cars that are not allowed to use weight jack bolts.

ALL56118 Steel Adjuster

ALL56119 Steel Sleeve With Alum. Adj. Nut

Coarse Thread Weight Jack Bolts

Weight jack bolts have 1"-8 threads for quick adjustment. Use with ALL56113, ALL56114 and ALL56115 style spring plates.

ALL56106 8" Steel

ALL56107 11" Steel

Weight Jack Bolts With Internal Thread

Bolts have a 7/16"-20 internal thread on one end for use with bolt-on and swivel spring cups. Coarse thread bolts have 1"-8 outer threads while fine thread bolts are 1-1/8"-12.

Coarse Thread 1"-8 With 3/4" Hex

ALL56094 4" Steel

ALL56095 6" Steel

ALL56066 8" Steel

ALL56067 11" Steel

Fine Thread 1-1/8"-12 With 1/2" Square Drive

ALL56090 6" Aluminum

ALL56091 8" Aluminum

ALL56092 6" Steel

ALL56093 8" Steel

Jam Nuts For Jack Bolts

Steel jam nuts for jack bolts.

ALL56068

ALL56110

ALL99052

ALL56068 1"-8 (Coarse) 1-1/8" Wrench

ALL56110 1"-8 (Coarse) 1-1/2" Wrench

ALL99052 1-1/8"-12 (Fine) 1-3/8" Wrench

Weight Jack Bolt Collars

Steel collar typically welds onto frame or chassis for installation of a threaded jack bolt. Collar includes grease fitting.

ALL56098 1-1/8"-12

ALL56099 1"-8



ALL56098

Weight Jack Bolt Sleeves

Weld-in mild steel sleeve provides a mounting point for jack bolts or adjustable shock mounts. Sleeves are 2" long and have a 1-3/8" O.D. for welding onto chassis tubing.

ALL56073 1-1/8"-12, Fine Thread

ALL56109 1"-8, Coarse Thread




ALL56073

Coarse Thread Nut With Sleeve

ALL56111

Steel coarse thread nut with sleeve has 1"-8 coarse threads.



Weight Jack Plate **ALL56112**

Heavy-duty steel plate has a threaded boss welded to the center to accept jack bolts with 1"-8 coarse threads. O.D. is 5".



Slotted Upper Control Arm Bracket Kit **ALL60077**

Kits contain (2) slotted brackets, (2) centered bushings, (2) reducer spacers for 5/8" rod end and a 1/2" bolt and nyloc nut. Offset aluminum bushings (sold separately) allow for plenty of adjustment options.



Insert Bushings

ALL60080 Centered Bushings (Pair)

ALL60081 1/8" Offset Bushings (Pair)

ALL60082 1/4" Offset Bushings (Pair)

ALL60083 3/8" Offset Bushings (Pair)

ALL60084 1/2" Offset Bushings (Pair)

Upper Control Arm Brackets **ALL60025**

Stamped, 3/16" thick mild steel brackets weld to chassis to provide a mounting point for upper control arm. Brackets are sold in pairs and have two 5/8" mounting holes, spaced 7/8" apart for adjustment. May be trimmed to desired height.



Upper Control Arm Bracket **ALL60190**

Bracket is flame cut from 1/2" thick steel, with 6" bolt spacing. Welds to frame and accepts upper A-arm.



Front Strut Mounting Bracket

ALL60215

Designed for use with any stud mount coil-over strut, mounting brackets attach to the front strut bars. Brackets are also flat for universal applications and may be bent to fit multiple configurations of tubes and angles on varying chassis options



Chassis Tie Down Brackets

ALL60075

Steel brackets weld to chassis and provide a secure mounting location to hook a tie down strap or winch cable. Package of 2.



Transmission Mount Bracket

ALL38072

May be welded to chassis to support manual or automatic transmissions. Steel bracket is 1/8" thick with 1" x 7/16" slots for mounting bolts.



Driveshaft Loop

ALL69000

Universal driveshaft loop contains the driveshaft if a yoke or U-joint fails. Loop is 1/4" thick x 2" wide mild steel and fully adjustable to fit most cars.



Driveshaft Loop For 1979-2004 Mustangs

ALL69006

Driveshaft safety loop bolts-on to help retain the front of the driveshaft in the event of a U-joint or other drivetrain component breakage. Black epoxy coated, all steel loop includes mounting hardware and complete instructions. Loop is designed to fit inside factory tunnel and work with most driveshafts up to 4" in diameter.



Unwelded Driveshaft Loop

ALL69004

Made from 3/16" flat steel, loop is 9-1/2" tall, 5-1/2" wide with a 16" wide mounting strap that can be cut and welded for each installation.



180° Driveshaft Loop **ALL69002**

Pre-bent 1" diameter x .083" wall mild steel tubing is designed for chassis style cars to help retain the driveshaft in the event of a U-joint failure. Loop is 10" tall overall and has a 5" I.D.



Ford 9" Truss Support **ALL68330**

Weld-on support adds strength to rear axle housing and reduces unwanted flex during extreme torque. Constructed of 12 gauge (.108") steel. 36" L x 2" W.



Leaf Spring Pad **ALL56126**

Steel pad welds to 3" diameter rear end axle tube when mounting rear end to most leaf springs. Pad is 2-1/2" W by 5-3/4" L and has a 5/8" center pilot hole. Sold each.



Lower Spring Cups

Steel spring cup has a 7" wide curved base that welds to the top of a 3" diameter rear end axle tube creating a flat mounting surface for a 5" O.D. racing springs. Commonly used to replace OE style "pigtail" lower spring mount. Sold each.



ALL56124



ALL56123

ALL56124 Standard Cup

ALL56123 Lightweight Cup

Leaf Spring Slider Box

ALL60034

Replace rear leaf spring shackles with Allstar's leaf spring slider box. Bolt-in slider box with roller bearing design eliminates leaf spring binding, freeing up car. Fits 2-1/2" wide Chrysler type leaf springs.



Replacement Parts

ALL99055 Bushings

Leaf Spring Slider Box

ALL60035

Replace rear leaf spring shackles with Allstar's leaf spring slider box. Bolt-in slider box with roller bearing design eliminates leaf spring binding, freeing up car. Fits 2-1/2" wide Chrysler type leaf springs.



Adjustable Panhard Bar Mounting Bracket **ALL60185**

Bracket welds onto the rear of a 3" steel axle tube to mount a Panhard bar behind the axle housing. A machined 6" slot with a sliding retainer nut makes it possible to change roll center by adjusting Panhard bar angle with only one wrench. Bracket includes a 3" x 3/4"-10 bolt, two 5/16" wide spacers and a flat washer.



Panhard Bar/Third Link Brackets

Brackets have a built-in arch for adjustment of the Panhard bar or third link angle without changing the length of the arm. Brackets are 1/8" thick. Sold as a pair.

ALL60162 6-Hole Brackets With 1/2" Holes

ALL60163 6-Hole Brackets With 5/8" Holes

ALL60165 6-Hole Brackets With 3/4" Holes

ALL60167 5-Hole Brackets With 3/4" Holes



Track Bar Locator Brackets

Track bar locator brackets are an ideal bolt-on mounting point for rod ends commonly found on Panhard bars, track bars or rear axle housing track locators. For use with 1/2" diameter rod ends. Available with a 5/8" or 3/4" bracket mounting hole.

ALL60079 5/8" Hole, 1" Gap

ALL60089 3/4" Hole, 1-3/16" Gap



Trailing Arm Brackets

Steel brackets can be used as front mount for leaf spring or trailing arm. Assorted styles are available. Sold each.

ALL60043

5/8" slot, 3/16" thick, 3-3/4" long.

ALL60044

3/4" slot, 3/16" thick, 3-3/4" long.

ALL60045

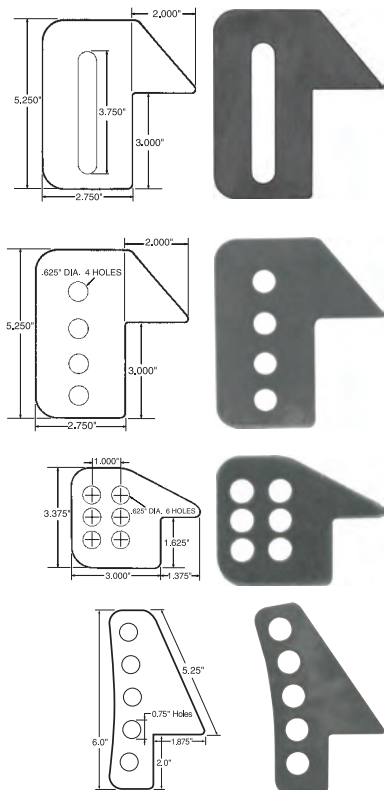
5/8" holes, 1/8" thick.

ALL60046

5/8" holes, 3/16" thick.

ALL60048

3/4" holes, 1/8" thick.



5/8" Rod End Reducer Spacers

Reducer spacers fit into 5/8" rod ends, reducing the hole size for 1/2" hardware while also spacing the rod end away from chassis brackets.

Standard spacers are 3/4" O.D. and flanged spacers have 1" O.D. flanges to help support rod end. Size referenced indicates the amount of space between rod end pivot ball and chassis bracket. Package of 2.



Standard Spacers

ALL18615 Aluminum, 1/2"

ALL18617 Aluminum, 1"

ALL18618 Aluminum, 1-1/4"

ALL18619 Aluminum, 1-3/4"

Flanged Spacers

ALL18611 Aluminum, 1/4"

ALL18613 Aluminum, 1/2"

ALL18610 Steel, 1/4"

ALL18612 Steel, 1/2"



Tapered Spacers

Length	Steel	Aluminum
1/2" I.D.		
1/4"	ALL18570	ALL18590
3/8"	ALL18571	—
1/2"	ALL18572	ALL18592
3/4"	ALL18574	ALL18594
1"	ALL18576	ALL18596
5/8" I.D.		
1/4"	ALL18580	ALL18597
1/2"	ALL18582	ALL18598
3/4"	ALL18584	ALL18599
1"	ALL18586	—
3/4" I.D.		
1/2"	ALL18587	—
3/4"	ALL18588	—
1"	ALL18589	—



Trailing Arm Bracket **ALL60042**

Weld-on bracket has a curved 3/4" slot so rear end remains square as the trailing arm is raised or lowered. Notched for 2" x 3" square tubing. 1/4" thick.



Slider Boxes

Slider boxes weld to the chassis and provide an adjustable mount for trailing arms, Panhard bars and upper links. Boxes are constructed of .120" wall material and are 1-1/2" wide x 2-1/2" deep x 6" tall with a 4" slot that provides 3" of adjustment.

ALL60186 4" x 1/2" Slot

ALL60188 4" x 3/4" Slot

See Page 217 For Slider Box Accessories.

GM Metric Chassis Trailing Arms

New, stamped steel, C-channel arms are strong and sturdy. Improve handling of the rear suspension on 1978-88 GM Metric chassis by replacing twisted or worn out trailing arms. Sold each.

ALL57820 Upper, 2.6 Lbs.

ALL57822 Lower, 3.6 Lbs.



Adjustable GM Metric Chassis Trailing Arms

Adjustable steel 1978-88 G-body Metric upper and lower rear end trailing arms are complete with left and right 3/4" rod ends, step spacers reducing to a 1/2" hole and cut to fit stock GM type mounts. Upper arm aids in adjusting pinion angle and centering rear end. Lower arm will adjust wheel base.


ALL57824 Upper

ALL57826 Lower

Replacement Parts

ALL99320 Clevis End For ALL57824

ALL99321 Rod End Bushings, 2-Pack



GM Trailing Arm Rod End Reducer Bushings

Reducer bushings are used with spherical rod ends to take the place of the OE style trailing arm bushing (2-3/8" wide) when building custom or adjustable lower trailing arms on popular GM cars. Bushing size listed is for size of rod end being used and both bushings accept 1/2" mounting hardware.

ALL18790 5/8"

ALL18792 3/4"



Universal Trailing Arm Brackets

Brackets have three 1/2" mounting holes spaced 1-1/4" apart and may be welded to 3" axle tubes to provide three trailing arm mount locations.

ALL60058 is made of 3/16" steel and welds to the top of the rear end housing, providing a point of attachment for upper trailing arms.



ALL60050 Lower Bracket

ALL60051 Shock Bracket For Lower

ALL60058 Upper Bracket

Metric Upper Trailing Arm Mounts **ALL60059**

Mounts weld to the top of Ford 9" housing creating a mounting point for GM Metric chassis upper trailing arms. Bushings not included.



GM Metric Chassis Trailing Arm Bracket Kits

Bracket kits include rear upper and lower trailing arm mounts that accept O.E. style bushings (included) and 1/2" hardware. Upper mount must be cut into two pieces (LH/RH) and trimmed to desired height depending upon where housing is located in the chassis.



ALL60052 Kit With Single Hole Lower (Stock Location)

ALL99282 Lower Brackets Only, (Stock Hole Location)

ALL60053 Kit With Single Hole Lower, (1" Lowered)

ALL99283 Lower Brackets Only, (1" Lowered Hole Location)

ALL60054 Kit With Multi-Hole Lower (Stock to 4" Lowered)

ALL99284 Lower Brackets Only, (Multi-Hole)

90/10 Shock Brackets

ALL60026

Brackets weld to the chassis to mount a shock between the chassis and the differential to control "unloading" during deceleration of hard braking. 1/8" thick steel brackets fit 1-1/2" diameter tubing and have four 1/2" holes, spaced 1" apart. One pair.



Upper Link Chassis Brackets

Weld-on brackets have curved 3/4" slots to maintain pinion angle as the 3rd link is raised or lowered. Both brackets are notched for 1-3/4" round tubing and are 3/16" thick.



ALL60065 Short

ALL60066 Long

Ford 9" Upper Link Brackets

Ford 9" housing brackets provide a mounting point for upper link. Weld-on brackets fit standard steel Ford housings.



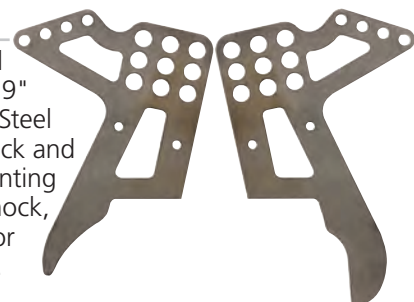
ALL60160 1" Diameter Holes,
Sold In Pairs

ALL60166 3/4" Diameter Holes,
Set Of 2

Ford 9" Upper Link Brackets

ALL60157

Brackets are designed to weld to most Ford 9" style center sections. Steel brackets are 3/16" thick and provide multiple mounting locations for 90/10 shock, upper link, third link or pull bar. Sold as a set.



Wheelie Bar Wheel Bracket Kit **ALL60500**

Wheelie bar wheel brackets are a great start to building a custom set of wheelie bars featuring double shear strut mounting tabs with two 3/8" holes. Kit accepts wheelie bar wheels up to 1.625" w x 4" diameter with a 3/8" I.D. axle. Welding is required.



Half Clamp Brackets

Unique brackets are a must when clamping completely around tubing isn't possible. Bracket clamps just over halfway around tubing and tightens to create a secure mount for many accessories. 3" bracket can clamp to rear end axle tubes to neatly secure braided lines. Brackets have 3/8" mounting holes.



ALL10464 1-1/4"

ALL10466 1-1/2"

ALL10468 1-3/4"

ALL10470 3"

Tube Clamps

2-piece tube clamp bolts to round tubing and provides a removable welding point for many uses. Clamps are constructed of 1/8" mild steel that is 2" wide. Includes two 3/8" grade 8 bolts with nyloc nuts.



ALL14480 1"

ALL14481 1-1/4"

ALL14483 1-1/2"

ALL14485 1-3/4"

ALL14486 2"

Round Tank and Bottle Mount Brackets

Hinged aluminum bracket is uniquely designed to simplify tank installation and removal. Offered in a wide variety of sizes to fit many applications including NOS and fire bottles. Bracket base measures 1/2" wide x 3-1/4" long and feature a flat bottom with two 1/4-20" threaded mounting holes spaced 2-1/2" apart. Use with our Chassis Brackets (ALL14450-14459) when mounting to round chassis tubing.



Size	Polished	Black
2.00"	ALL14408	ALL14409
4.00"	ALL14414	ALL14415
4.25"	ALL14418	ALL14419
4.375"	ALL14422	ALL14423
5.25"	ALL14430	ALL14431
6.90"	ALL14436	ALL14437



Neck Mount Brackets

Two-piece aluminum bottle mounting brackets are designed for 1.525" diameter necks. Bracket base measures 1/2" wide x 3-1/4" long and feature a flat bottom with two 1/4-20" threaded mounting holes spaced 2-1/2" apart. Use with our Chassis Brackets (ALL14450-14459) when mounting to round chassis tubing.



ALL14474 Polished Bracket

ALL14475 Black Bracket

Chassis Brackets

Aluminum 2-piece brackets are designed to clamp around chassis tubing and features two straight through mounting holes with 1/4"-20 hardware spaced 2-1/2" apart. Bracket base measures 1/2" wide x 3-1/4" long. Use with our Round Tank Brackets (ALL14408-ALL14437) and Neck Mount Brackets (ALL14474-ALL14475) or may be used to mount other items with a threaded mount.



Size	Polished	Black
1.00"	ALL14450	ALL14451
1.25"	ALL14452	ALL14453
1.50"	ALL14454	ALL14455
1.625"	ALL14456	ALL14457
1.725"	ALL14458	ALL14459

Universal Brackets

Universal 1/4" thick aluminum brackets may be drilled and tapped to custom mount just about anything.

ALL10452 1-1/4"

ALL10453 1-1/2"

ALL10454 1-3/4"

ALL10445 Reducer Bushing 1-3/4" to 1-5/8"



ALL10452

Accessory Clamps

Aluminum two-piece clamps are ideal for mounting small parts and accessories or creating an adjustable clamp-on mount for supporting body or roof panels. Clamps are 1/2" wide and include two 1/4" button head fasteners.



Size	With 1/4"-20 Mount	With 1/4"-20 Mount And A 1/4" Through Hole
1"	ALL10455	ALL10485
1-1/4"	ALL10456	ALL10486
1-3/8"	ALL10457	ALL10487
1-1/2"	ALL10458	ALL10488
1-5/8"	ALL10460	ALL10489
1-3/4"	ALL10459	ALL10490

Ballast

Add weight where it's needed. Sizes listed are approximate.

- ALL14176 2.5 Lb. 3-1/2" Round x 3/4" Tall*
- ALL14177 5 Lb. 3-1/2" Round x 1-3/8" Tall*
- ALL14180 25 Lb. 4" x 8" x 2"
- ALL14179 30 Lb. 2-1/2" x 2-1/2" x 12"
- ALL14182 40 Lb. 12" x 3-1/2" x 2-3/4"



*Pre-drilled With 1/2" Mounting Hole

Clamp-On 10 Lb. Ballast

ALL14205

Designed for safely adding weight to small tube chassis found on mini wedges, mini sprints or jr dragsters. Clamp-on design is formed of two halves which bolt together around 1" to 1-1/4" round tubing. Mounting hardware included.



Clamp-On 25 Lb. Ballast

ALL14181

Securely add weight where it's needed. Clamp-on design is formed of two halves which bolt together around 1" to 1-3/4" round tubing, allowing easy installation and removal. Bolts are included for use on tubing up to 1-5/8". When clamping to 1-3/4" tubing, longer bolts (not included) are required.



Scale Buddy ALL13115

The Scale Buddy is a water filled bladder that may be placed directly into the seat of the car to represent the weight of the driver when setting up and scaling your racecar. Bladder may be filled and emptied in the car using a standard garden hose and weighs up to 100lbs when filled.

Note: Designed for set-up purposes only, not designed to be used as ballast during racing.



Economy Ballast Brackets


Black anodized two-piece aluminum bracket clamps around tubing with 5/16" hex head fasteners and has a 1/2"-13 tapped hole on each side. Mounting stud and nut sold separately.

- ALL14192 1" O.D. Round Tubing
- ALL14193 1-1/4" O.D. Round Tubing
- ALL14194 1-3/8" O.D. Round Tubing
- ALL14195 1-1/2" O.D. Round Tubing
- ALL14196 1-5/8" O.D. Round Tubing
- ALL14197 1-3/4" O.D. Round Tubing



Ballast Brackets

Black anodized two-piece aluminum bracket clamps around tubing with recessed 5/16" socket head fasteners and has a 1/2"-13 tapped hole on each side. Mounting stud and nut sold separately.



- ALL14178 1" O.D. Round Tubing
- ALL14183 1-1/4" O.D. Round Tubing
- ALL14184 1-3/8" O.D. Round Tubing
- ALL14185 1-1/2" O.D. Round Tubing
- ALL14186 1-5/8" O.D. Round Tubing
- ALL14187 1-3/4" O.D. Round Tubing
- ALL14188 2" O.D. Round Tubing
- ALL14189 2" x 2" Square Tubing

Threaded Stud And Lock Nut For Mounting Ballast ALL14190

1/2"-13 x 6" threaded rod is often used with clamp-on ballast brackets when mounting ballast or may be used to bolt ballast directly to frame or chassis. Threaded rod may be cut to desired length and includes a nylon lock nut and flat washer.



Fuel Cell Mounting Bracket ALL60063

Steel bracket is radiused to fit 1-1/2" tubing and has (8) 3/8" holes on 1/2" centers. Bracket is .085" thick and 1-1/2" wide x 4-3/4" tall.



Fuel Cell Mounting Brackets

Steel brackets are .125" thick, 1-3/4" wide and available in three lengths. All have 3/8" holes.

- ALL60060 2" Long
- ALL60061 3" Long
- ALL60062 4-3/4" Long



Fuel Cell Guard

ALL22374

Guard adds protection to the fuel cell and acts as a lifting point for rear of vehicle. Universal kit is constructed of 1-3/4" x .095" wall, mild steel tubing. Parts are pre-cut and notched, ready to be welded together. Height is 8-3/4" and mounting width is 42".





Oil Eater Degreaser

The cleaner/degreaser that really works! We can't say enough about this cleaner; it can be used as a pre-wash on greasy clothing, to clean engine components, transmission cases and engine compartments, and is even strong enough to clean the shop and trailer floors! You won't be disappointed! Cleaner is non-toxic, non-corrosive and biodegradable so it is safe for the environment.

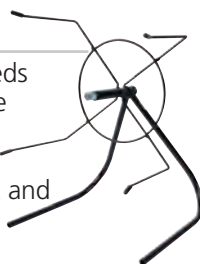


ALL78213 32 oz. Spray Bottle
ALL78211 1 Gallon Container

Filter Cleaning Station

ALL26009

Filter cleaning station simplifies and speeds up the process of servicing 14" washable air filters. Spray air filter with a cleaner/degreaser as recommended by filter manufacturer. Allow a brief time to soak and then flush clean with a garden hose. Allow filter to dry completely then apply an even application of filter oil, if applicable. For use with washable filter elements only.



Dirt Tire Soap

ALL78236

Clean your tires like the Pro's! Simply mix with water and spray on your tires before washing them, and the mud almost falls off. Cleaner also works for pre-treating your chassis and body before cleaning to help loosen dirt and clay. 1-gallon container.



Ultrasonic Cleaner Solution

ALL10644

Detergent based cleaning solution designed for use in ultrasonic cleaning machines.



Mud-X Cleaner **ALL78232**

Cleans and shines plastic, polycarbonate, chrome, fiberglass, paint, vinyl and leather and leaves an invisible coating that protects surfaces and repels dirt, dust, fingerprints, smudges and bugs. Spray it on and wipe it off. Excellent anti-fog coating for helmet shields. 14 oz. can.



Ground Shipment Only

Mud-X Concentrate

ALL78230

Mix concentrate with up to ten quarts of water to produce a coating that prevents mud, dirt, oil, rubber and exhaust residue from sticking to body panels. Safe for metal, plastic, rubber, and painted surfaces. One quart container.



Pressurized Sprayers

Sprayers are great for applying bulk cleaners, degreasers, solvents, penetrating oils and other lubricants. Sprayer has a capacity of 32 ounces and includes a versatile nozzle adjustable from mist to a fine stream.



ALL10516 Black
ALL10518 Chrome

Pre-Race Dirt Solution **ALL78234**

Spray directly on the body and underside of your car before entering the racetrack. Helps prevent dirt, oil and rubber from sticking to the frame and body panels. Use direct without water. Half gallon container.



Dylan Woodling

Plexus Cleaner **ALL78200**

Plexus cleaner is formulated to clean and protect clear and colored plastics. Unlike conventional waxes, Plexus cleans as it polishes and actually seals the pores of plastic, making small scratches less visible. Dries without streaks or smears. Excellent for polycarbonate windows on race cars. 13 oz. can.

Ground
Shipment Only



Novus Plastic Cleaner And Polish

Novus plastic polish will restore the finish of plastics, including polycarbonate windows and windshields. Offered in three formulas.

Cleaner 1 – **ALL78201**

Gently cleans all plastics without scratching. Leaves a lustrous shine that resists fogging, repels dust, and eliminates static. 8 oz. spray bottle.



Polish 2 – **ALL78202**

Removes fine scratches, haziness, and abrasions from most plastics. With repeated use, polish 2 will restore faded and discolored plastics. 8 oz. squeeze bottle.



Polish 3 – **ALL78203**

Removes heavy scratches and abrasions from most acrylic surfaces. Requires both #1 and #2 polishes for final finishing. 8 oz. squeeze bottle.



Dial-In Window Marker

ALL78205

Easy on, easy off white marker works well on glass and plastic. 3 oz. bottle has a built-in felt applicator.



Multi-Purpose Absorbent **ALL12035**

Organic material is a dust free alternative when cleaning up spills. Sprinkle product on spills and sweep up. 5 lb. resealable bag.



Cleaning Wipes

Disposable wipes are great for cleaning hands when washing is not an option. Perfect for use after fueling vehicles, making roadside repairs or even as a pre-clean to remove stubborn grease. Durable textured wipes are pre-moistened, citrus scented and enriched with aloe and vitamin E to deep clean and promote soft skin. Resealable package prevents product from drying out.

ALL12016 30 Ct. Pop-Up Dispenser

ALL12017 60 Ct. Pop-Up Dispenser



Scott Rags **ALL12005**

Multi-purpose cloth-like disposable towels are perfect for shop and trailer. 10" x 12" towels are packaged in a 200 ct. box with pop-up dispenser. Mount to shop or trailer wall with ALL12220 holder.



Shop Towels **ALL12006**

Shop towels are much heavier than standard paper towels and work great for numerous tasks around the shop or track. Rolls contain 60 individually perforated 11" x 9-1/2" disposable sheets.



Towels

Soft, absorbent terry cloth towels can be used for polishing, wiping up spills or general detailing. Shop towels belong in every tool box as well as in the shop, garage or trailer.



ALL12010 Red Shop Towels, 25-Pack

ALL12011 White Shop Towels, 25-Pack

ALL12012 White Terry Towels, 12-Pack

Microfiber Towels **ALL12008**

12" x 12" terry microfiber towels are great for polishing, cleaning and many other uses around the shop or when detailing a vehicle. Different color towels keep jobs separated and help eliminate cross contamination between various polishes or cleaners. Package of 3.



Allstar Apron **ALL99962**

Black cloth apron has pockets to keep tools close at hand. Reverse apron to place pockets on the inside when grinding tires. Adjustable strap allows one size to fit all.





Competitive Edge Tire Conditioner

Chemically treats and softens race tires to increase traction without making tires greasy. Apply race day or night before on new or old tires, can be used on the inside or outside. One gallon container treats 4 to 6 tires.

Ground
Shipment Only

ALL78105 Single
ALL78105-4 4 Pack



Hot Lap Tire Softener

Increase tire life by 20% over other softeners and reduce lap times by 2-3 tenths. Hot Lap relies on a special formula and will provide instant results. Formulated to pass tire "sniffer" tests.

Ground
Shipment Only

ALL78101 One Gallon Hot
Lap, Quick For 200 Laps
ALL78107 One Pint Hot Lap



Track Claw Tire Strengtheners

Strengthens the rubber and will work on all tires. Undetectable. Reduces lap times 0.2 to 0.3 seconds. One gallon container.

Ground
Shipment Only

ALL78110 180°-220°F Tire Temps
ALL78111 Up To 150°F Tire Temps



Tire Prep Stand **ALL10555**

Steel tire prep stand is a must when grooving, siping, grinding or even cleaning tires. Bolts together, and the pivoting head eases initial tire mount. A locking T-handle secures the head assembly. Can be used with 5x5 or Wide 5 wheels.



Castrol SRF Brake Fluid

ALL78115

Castrol SRF Brake Fluid has a wet boiling point of 518°F (270°C) which exceeds DOT 3 and 4 standards. Do not mix Castrol SRF and other brake fluids, as this will reduce the benefits of Castrol SRF. Sold in 1 liter containers (33.8 ozs.)



AP Radi-CAL R2 (Super 600) Hi-Temp Racing Brake Fluid

ALL78108

Designed for extreme, high temperature racing conditions with a dry boiling point of 594°F and a wet boiling point of 383°F. Conforms to DOT 4 specifications. Sold in 16.9 oz. bottle.



AP Radi-CAL R3 (AP PRF) Brake Fluid **ALL78116**

Developed for extreme, high temperature racing conditions with a typical dry boiling point of 617°F and a wet boiling point of 383°F. Conforms to DOT 4 specifications. Sold in 16.9 oz. bottle.



Motul 600 Brake Fluid

ALL78117

100% synthetic brake fluid has an extremely high boiling point, helping to prevent vapor lock and brake fade during hard use. Motul 600 exceeds DOT 3 and DOT 4 specifications. Dry boiling point 594°F, wet boiling point 421°F. Sold in 16.9 oz. bottle.



Motul 660 Brake Fluid

ALL78118

100% synthetic brake fluid is specifically designed to resist extreme temperatures generated by racing carbon and ceramic brakes. Motul 660 exceeds DOT 3, DOT 4 and DOT 5.1 specifications. Dry boiling point 617°F, wet boiling point 401°F. Sold in 16.9 oz. bottle.



Nitrile Gloves

Nitrile gloves protect against dirt and grime and help prevent oil and harsh chemicals from contacting the skin. Chemical resistant gloves work well for general purpose as well as jobs that involve oil, fuel, brake fluid and most cleaning chemicals such as brake and carb cleaners. Package of 100.

ALL12024 Medium
ALL12025 Large
ALL12026 X-Large
ALL12027 XX-Large



Brake Bleeder Bottles

Contain the mess of bleeding brakes by capturing fluid in this 16 oz. bottle with a 15" long hose which attaches to most bleeder screws. The removable cap has a built-in fitting to secure the hose during storage to help prevent spills. Choose from a steel lanyard retainer that suspends the bottle from a chassis or suspension component, or a magnet retainer to secure the bottle to a steel object such as a brake drum or rotor during bleeding. ALL11017 has a magnet retainer and a built-in one way check valve for one person brake bleeding.



ALL11019 ALL11018 ALL11017

ALL11019 Bottle With Lanyard

ALL11018 Bottle With Magnet

ALL11017 Bottle With Magnet And Check Valve

ALL99435 Replacement Hose

Fogging Oil **ALL78220**

Spray aerosol lubricant (with special additives) into the intake and spark plug holes to coat and lubricate the cylinders, valves and valve seats. Prevents horsepower-robbing corrosion and eliminates scuffing at start-up after periods of storage. May be used in all 2- or 4-cycle carbureted or fuel injected gasoline engines in cars, trucks, motorhomes, ATV's, etc. Sold in a 12 oz. can.



Ground Shipment Only

Extreme Pressure Lube

ALL78246

Originally used throughout the tool and die industry, this lube provides superior durability and wear protection taking the place of anti-seize in many applications. Recommended for spline-to-spline contact, threaded adjusters and engine fasteners. 4 oz. tube.

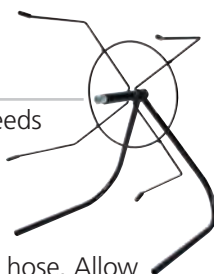


Earl Pearson Jr

Filter Cleaning Station

ALL26009

Filter cleaning station simplifies and speeds up the process of servicing 14" washable air filters. Spray air filter with a cleaner/degreaser as recommended by filter manufacturer, allow a brief time to soak, then flush clean with a garden hose. Allow filter to dry completely then apply an even application of filter oil, if applicable. For use with washable filter elements only.



Fuel Fragrances

Fuel fragrances can be added to most types of fuels including methanol, nitromethane, gasoline and also may be used in 2-cycle mixtures. Available in many scents in a resealable 4 oz. bottle – enough to treat 30-55 gallons of alcohol or 20 gallons of gasoline. Mixes clear with fuel.



Ground Shipment Only

ALL78123 Cinnamon

ALL78124 Cherry

ALL78125 Blueberry

ALL78126 Grape

ALL78127 Banana

ALL78128 Fruit Punch

ALL78129 Pina Colada

ALL78130 Root Beer

ALL78131 Bubble Gum

ALL78132 Cotton Candy

ALL78133 Raspberry

ALL78134 Tangerine

ALL78135 Reefer Madness

ALL78136 Vanilla

ALL78137 Green Apple

ALL78138 Strawberry

ALL78139 Watermelon

Upper Lube Fuel Additive

Upper Lube is a high temperature cylinder lube that protects and extends engine life. Added directly to the fuel, Upper Lube reduces fuel wash down, chalky residue and corrosion, while lubricating cylinders, valves, guides, and fuel system components. It mixes completely, won't separate from fuel, leaves no varnish residue and does not contain a flame agent. One 16 oz. bottle treats 55 gallons of alcohol, 150 gallons of gasoline, or 110 gallons of ethanol.



Ground Shipment Only

ALL78100 Upper Lube

ALL78120 Upper Lube With Cherry Fragrance

ALL78122 Upper Lube With Grape Fragrance



Aluminum Tank Radiators

Excellent quality at an affordable price. Filler necks are machined, not stamped, and tanks are furnace brazed, not epoxied, eliminating two prime sources of leakage. The lightweight 1" tubes, arranged in two rows, offer outstanding cooling in race cars, off-road vehicles and street machines.

Single Pass

1-1/2" inlets and 1-3/4" outlets have beaded hose fittings.

	Core WxH	Overall
GM		
ALL30010	17" x 18"	22" x 19"
ALL30011	19" x 18"	24" x 19"
ALL30012	21" x 18"	26" x 19"
ALL30014	23" x 18"	28" x 19"
ALL30016	26" x 18"	31" x 19"
ALL30042	23" x 15"	28" x 16"
Ford		
ALL30020	17" x 18"	22" x 19"
ALL30021	19" x 18"	24" x 19"
ALL30022	21" x 18"	26" x 19"
ALL30024	23" x 18"	28" x 19"
ALL30026	26" x 18"	31" x 19"
ALL30043	23" x 15"	28" x 16"



ALL30012



ALL30022

TECH TIP

Radiators with aluminum tanks are recommended to use radiator caps rated at 28 lbs. or less.



ALL30136

Popular Radiator Caps For Aluminum Tank Radiators


ALL30136 20-24psi

ALL30131 20-24psi w/ Lever

Upper Mount Kit

For Aluminum Tank Radiators **ALL30121**

Channel rests on top of the core and two flat aluminum straps may be bolted or welded to the channel. Hook the steel springs into provided hole and connect to a lower chassis location. Kit includes channel (2" x 21.5"), two straps (1" x 11.5") and two 17" springs. Fit Allstar aluminum tank radiators.



Replacement Parts

ALL30122 Spring

ALL30123 Channel

Radiator Tie Down Rods

Aluminum tie down rods are often used with an upper radiator support to keep radiator in place. Rods have 3/8"-24 RH and LH threads. Often used with a rod end on one or both ends.

ALL54115 20"


ALL54116 24"

ALL54117 30"



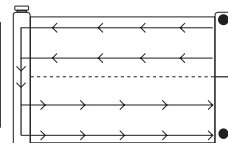
Dual Pass

Dual pass radiators circulate coolant across the top half of the radiator, then back across the bottom half, allowing up to twice the heat dissipation. These radiators offer the same features as standard Allstar aluminum radiators including furnace brazed tanks, two rows of 1" tubes, billet machined filler neck with overflow, standard 1-3/4" outlet and feature a universal inlet design to accept fittings for a 1-1/2" standard hose, 1-3/4" hose, -16 or -20AN fittings (sold separately). Available in 24", 26", 28" and 31" overall widths (including tanks).



ALL30035

	Core WxH	Overall
ALL30033	19" x 18"	24" x 19"
ALL30035	21" x 18"	26" x 19"
ALL30036	23" x 18"	28" x 19"
ALL30037	26" x 18"	31" x 19"



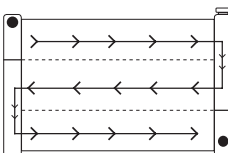
Triple Pass

Excellent quality at an affordable price. Filler necks are machined, not stamped, and tanks are furnace-brazed, not epoxied, eliminating two prime sources of leakage. The lightweight 1" tubes, arranged in two rows, offer outstanding cooling in race cars, off-road vehicles and street machines. Triple pass radiators circulate coolant across the top portion of the radiator, back across the mid-section and through the bottom allowing maximum heat dissipation. These radiators offer the same features as standard Allstar aluminum radiators including furnace brazed tanks, two rows of 1" tubes, billet machined filler neck with overflow, standard 1-3/4" outlet and a universal inlet designed to accept fittings for a 1-1/2" standard hose, 1-3/4" hose, -16 or -20AN fittings (sold separately). Available in 24", 26", 28" and 31" overall widths (including tanks).



ALL30046

	Core WxH	Overall
ALL30045	19" x 18"	24" x 19"
ALL30046	21" x 18"	26" x 19"
ALL30047	23" x 18"	28" x 19"
ALL30048	26" x 18"	31" x 19"



Radiator Inlet Fittings

Inlet fittings thread into Allstar dual and triple pass radiators offering different connection options for one radiator. Aluminum fittings have a o-ring seal and a built-in hex with a 1-5/8" -12 thread.



ALL30038 ALL30041



ALL30039 ALL30040

ALL30038 1-1/2" Hose Fitting

ALL30041 1-3/4" Hose Fitting*

ALL30039 -16AN Fitting


ALL30040 -20AN Fitting

*Use with lower radiator hose as an upper hose

See Page 65 For A Complete Listing Of Radiator Caps.

Late Model Radiator **ALL30044**

Aluminum dual pass radiator measures 16" x 28" overall featuring two rows of 15/16" tubes, a core width of 2-1/4" and an overall tank width of 2-3/4". The outlet is designed for a standard 1-3/4" hose connection and welded 90 degrees to the tank not angled upward. The inlet is a universal design to accept fittings for 1-1/2" standard hose, 1-3/4" hose, -16 or -20an fittings (sold separately). Radiator is designed for use with a surge tank, so it does not have a filler neck. A 1/4" petcock located near the top on the driver's side to release possible trapped air in the system when filling.



Sprint Radiator **ALL30028**

Aluminum radiator with furnace brazed tanks provides superior cooling in sprint applications. Features machined filler neck, 1-1/2" RH bottom outlet and (4) female top outlet ports for use with -10AN O-ring fittings. Radiator uses a smaller diameter cap (not included) such as ALL30124 or ALL30125. 20" wide x 22" tall x 2" wide. 9.7 lbs.



Sprint Cross Flow Radiator (Chassis Mount)

ALL30030

Aluminum radiator with a unique black thermal coating provides superior cooling! Built-in mounting brackets enable the radiator to be quick-turn fastened directly to frame tabs. Radiator with -10AN O-ring inlets and 1-1/2" outlet is 20-1/2" wide x 18-1/2" tall (including outlet neck) x 2-3/8" thick core. Recommended radiator cap is ALL30126 (28-32 lbs.) sold separately. Approximate weight 8.5 lbs.



Wall Mount Radiator Holder Kit **ALL12216**

Brackets fasten to trailer wall and hold radiator safely in place to avoid damage during transport. Kit includes two 29" long aluminum brackets with adjustment holes at 2" increments and arms to fit radiator cores up to 2-1/4" wide. Adjustable arms are slotted for quick adjustment with included thumbscrew knobs to fit a variety of radiator heights.



SPECIALTY ITEMS FOR THE SHOP, TRAILER AND TRACK



Dona Marcoullier



Water Pumps – Short, Vette and with Bypass Port

ALL 31100 - ALL31106




Fans – Alum., Steel, Nylon, Electric

ALL 30070 - ALL30105



Expansion Tanks

ALL 36112 - ALL36155



Radiators – 1, 2, and 3 pass units

ALL 30010 – ALL30048



Shaker Screen

ALL 30160



Pulley Kits – Reduction and 1:1

ALL 31030 - ALL31093

AVAILABLE AT PERFORMANCE PARTS DEALERS WORLDWIDE

1955-56 Chevy Aluminum Radiator **ALL30005**

A direct replacement for all 1955-56 Chevy passenger cars with six cylinder engines, also ideal for 1955-57 Chevy V8's with long style water pumps. Radiator has mounting brackets that position it in front of the core support bar, two rows of 1" tubes, furnace brazed tanks, a machined billet filler neck with over flow fitting, drain petcock, 1/2"NPT bung for additional temperature sender/switch and mounting clips. The built-in automatic transmission cooler has 1/4"NPT fittings. 23-1/4"H x 23-1/4"W. Core width is 22".



1957 Chevy Aluminum Radiator **ALL30007**

A direct replacement for all 1957 Chevy passenger cars with six cylinder engines, also ideal for V8's with long style water pumps that require additional space between engine and radiator. Radiator features mounting brackets that position the radiator in front of the core support bar, two rows of 1" tubes, furnace brazed tanks, a machined billet filler neck with over flow fitting, drain petcock, 1/2"NPT bung for additional water temperature sender/switch and mounting clips. The built-in automatic transmission cooler has 1/4"NPT fittings. 23-1/4"H x 23-1/4"W. Core width is 22".



1955-57 Chevy Aluminum Radiator **ALL30006**

A direct replacement radiator for all 1955-57 Chevy passenger cars with a V8 engine using a short style water pump. Radiator has mounting brackets that position it behind the core support bar, two rows of 1" tubes, furnace brazed tanks, a machined billet filler neck with overflow fitting, drain petcock, 1/2"NPT bung for additional temperature sender/switch and mounting clips. The built-in automatic transmission cooler has 1/4"NPT fittings. 23"H x 24-1/2"W. Core width is 22".



Radiator Fin Tool Kit

ALL10680

Hand held tool straightens and repairs damaged fins in most radiators, coolers, and air conditioning condensers. Repairing damaged fins provides better airflow through core, increasing cooling ability. Six interchangeable heads in 13, 15, 16, 17, 18 and 20 fins per inch.



Direct Fit Radiators

Aluminum direct fit radiators provide increased cooling over original copper radiator. Designed for performance vehicles, features include machined billet aluminum filler necks, fully welded construction and two rows of large 1" tubes properly spaced for maximum airflow and cooling on the street, even at lower speeds. Built-in automatic transmission coolers. O.E. fan shrouds may require modification for installation.



ALL30300

ALL30300..... **1967-69 GM F-Body (Camaro and Firebird)**
PS Outlet, DS Inlet, 31"W x 19-1/2"H Overall,
23"W x 18"H Core

ALL30301..... **1970-81 GM F-Body (Camaro and Firebird)**
PS Outlet, DS Inlet, 26"W x 19-1/2"H Overall,
20-1/2"W x 18"H Core

ALL30302..... **1982-92 GM F-Body (Camaro and Firebird)**
PS Outlet, DS Inlet, 30"W x 19-1/2"H Overall,
24-1/2"W x 18"H Core

ALL30304..... **1968-77 GM A-Body (Chevelle, Cutlass, LeMans)**
PS Outlet, DS Inlet, 34"W x 19-1/2"H Overall,
28-1/2"W x 18"H Core


ALL30306..... **1966-80 Mopar** DS Outlet, PS Inlet,
29"W x 19-1/2"H Overall, 22-1/2"W x 18"H
Core

ALL30308..... **1964-66 Mustang** PS Outlet, PS Inlet,
19-3/4"W x 21"H Overall, 18"W x 16"H Core

ALL30310..... **1979-93 Mustang** DS Outlet, PS Inlet,
29-3/4"W x 19-1/2"H Overall, 24-1/2"W x 18"H Core

Upper Radiator Support Bracket **ALL30120**

Universal upper support bracket is preformed to fit over the top of most radiator cores (up to 2-1/2" thick) to keep radiator secured in saddle style lower mounts. Steel bracket is .085" thick and has a 3/16" hole for riveting or bolting in place.




Chad Finley

Radiator Honeycomb

ALL30158

Honeycomb screen mounts to front of radiator to protect fins/core from rocks and debris. Secure directly to radiator using ALL30085 mounting kit, sold separately. 19" x 26" x 1/2" thick.



Universal Mounting Kit ALL30085

Mounting kits are commonly used to mount electric fans, oil coolers, transmission coolers or honeycomb screen directly to a radiator. Kits include four 8" nylon mounting bolts with washers, rubber spacer blocks and retaining nuts. Bolts are pressed through the fins of the radiator to mount accessory.




Radiator Shaker Screen ALL30160

Commonly used on Dirt Late Models, universal shaker screen is mounted in front of the radiator on most dirt cars. Unit includes black powder coated aluminum frame, screen, 1/2" x 32" cross rod, springs and retaining clips. Frame dimensions are 17" tall and 25" wide.




Sprint Car Radiator Rock Screen ALL30163

Aluminum rock screen helps to protect radiators from heavy rocks and mud. Mounting tabs are integrated into the frame for quick and easy installation to the front air box. Measures 20-1/2" wide x 12" tall and weighs just under 1 lb. Quick turn springs are included.



Stainless Wire Screen

Use screen to protect radiators, oil coolers or other items. Size referenced is the approximate opening of the screen.



5/64" (.025" Wire Diameter)

ALL22260 12" x 36"

ALL22262 36" x 36"

1/8" (.035" Wire Diameter)

ALL22265 12" x 36"

ALL22267 36" x 36"


ALL22268 36" x 48"

3/16" (.047" Wire Diameter)

ALL22270 12" x 36"

ALL22272 36" x 36"

ALL22273 36" x 48"



Radiator Caps

Radiator caps are an often-overlooked component of the cooling system that should be checked and replaced often. Higher cooling system pressure raises the boiling point of coolant to help reduce the risk of overheating. Caps allow coolant to exit the cooling system into an overflow or recovery bottle as coolant heats and expands. Recovery style caps work when the overflow hose is properly connected to the recovery bottle, as the system cools, coolant from the recovery bottle will be drawn back into the radiator to keep the cooling system full. Standard diameter caps fit 2-1/8" O.D. x 3/4" deep necks, and small diameter caps fit 1-5/8" O.D. x 5/8" deep necks (dimensions are approximate).

Part No.	Pressure
Standard Diameter Caps (2-1/8")	
ALL30132	14-18psi
ALL30133	14-18psi w/ Lever
ALL30134	18-22psi
ALL30130	18-22psi w/ Lever
ALL30136	20-24psi
ALL30131	20-24psi w/ Lever
ALL30129	28-32psi
Small Diameter Caps (1-5/8")	
ALL30124	14-18psi
ALL30125	18-22psi
ALL30126	28-32psi



ALL30129



ALL30131

*Warning: High pressure radiator caps are made for use on race vehicles only. Do not use these caps on passenger vehicle cars with stock type radiators. It is recommended to pressure test the complete cooling system to the maximum level of pressure indicated on the cap. Failure to test cooling system to the proper pressure prior to installing the cap may result in damage to the cooling system and/or bodily injury.

Billet Aluminum Radiator Cap

ALL30139

Polished billet aluminum cover is permanently pressed onto a 16 lb. recovery style radiator cap for enhanced appearance within any engine compartment. Cap is a suitable choice for most street driven vehicles.



Radiator Tank Heating Pad ALL76420

Fasten pad directly to the side of radiator tank to help add heat to your engine on cool nights. 2" x 15" high temperature silicone heating pad externally pre-heats coolant in the radiator and reduces overall warm up time. These are not thermostatically controlled, units will continue to heat as long as they are plugged in.


Note: Additional pads are located in the Engine section for oil pan and oil tank applications to add additional heat to the engine before start-up.





Fan Shrouds

Allows fan to pull more air through the radiator for increased cooling. Aluminum and impact-resistant plastic shrouds fit fans up to 17" diameter. Radiator size reference is based on outside tank dimension.



Part No.	Radiator Size*	Shroud Width	Shroud Depth	Max Fan Dia.
Fits Allstar Radiators				
ALL30107	22"	17-3/8"	9-3/4"	15"
ALL30112	24"	19"	9-3/4"	15"
ALL30109	26"	20-3/4"	9-3/4"	17"
ALL30110	28"	23"	9-3/4"	17"
ALL30115	31"	25-3/4"	9-3/4"	17"
Fits Griffin Radiators				
ALL30106	26"	21-1/8"	11"	17"
ALL30108	28"	23"	11"	17"
ALL30111	31"	26-1/4"	11"	17"
Fits Howe Radiators				
ALL30114	26"	22-1/2"	11"	17"
ALL30116	28"	24"	11"	17"
ALL30111	31"	26-1/4"	11"	17"

*Radiator size reference is based on outside tank dimension.

Aluminum Electric Fan Shrouds

Aluminum shrouds are designed to work with electric fans mounted as a puller behind the radiator. Special air release flaps allow additional airflow to pass through the core and shroud as the vehicle is moving, and close to allow fan to draw air through the core of the radiator at rest. Dimensions are overall including a 1/2" top and bottom mounting flange and all pans are 1" deep.



ALL30062



Fan Sold Separately

- ALL30060**..... 16-3/4" x 18-3/4" Single 16" Fan
- ALL30061**..... 18-3/4" x 18-3/4" Single 16" Fan
- ALL30062**..... 20-3/4" x 18-3/4" Single 16" Fan
- ALL30063**..... 25-3/4" x 18-3/4" Single 16" Fan
- ALL30064**..... 25-3/4" x 18-3/4" Dual 12" Fans



Adam Terry

Blower Fan Cool Box

ALL30001

Help cool down engine between practice sessions or races. Outside plenum works with Allstar's ALL30002 blower fan, creating a forced air cooling system designed to fit the grill opening of most template body noses. Plenum suspends by straps that attach to the hood pins, allowing the car to be raised for adjustments or maintenance. Assembly required and may need slight trimming due to blower fan variances.



Blower Fan ALL30002

Compact, plastic blower moves up to 300 CFM of air. The quiet electric blower has three speeds and can be adjusted to move cooling air wherever it's needed, up to 30 ft. away. Weighs just 8 lbs. with two built-in receptacles and a 12' long power cord. Optional heater accessory (sold separately) attaches to front of blower and plugs into one of the receptacles to transform blower into a heater.



Blower Fan Heater Accessory

ALL30003..... 5300 BTU, 115V AC 1400 Watts, Heater With Blower Unit Draws 11.7 Amps, Use With ALL30002 Only, Weight 3 Lbs.



Radiator Air Scoop For Sprint Car

Scoop fastens around a tube or the front crossmember of most chassis to maximize airflow through the radiator, increase cooling efficiency and at the same time, create down force. Black plastic scoop is a universal design that will fit a variety of cars and the aluminum scoop is designed for most raised rail cars. Scoop is commonly fastened to the chassis with quick turn fasteners.



ALL23224..... Plastic 22" x 11"

ALL23225..... Aluminum 22" x 13"



Bobby Pierce



Curved Blade Electric Fans

Electric fans require very little amperage and are suitable for use in race car or tow vehicle. Fans are set up as "puller" units, mounted behind the radiator. By flipping blades, reversing wires, and mounting in front of radiator, fans will operate in "pusher" configuration. Each unit includes a mounting kit.



ALL30074

- ALL30070** 10", 775 CFM
- ALL30072** 12", 925 CFM
- ALL30074** 14", 1530 CFM
- ALL30076** 16", 1980 CFM
- ALL30085** Replacement Mounting Kit

Molded Nylon Fans

Lightweight 6-blade fans are economical and very durable. Universal bolt pattern with a 5/8" pilot hole.



- ALL30091** 14" Dia.
- ALL30092** 15" Dia.
- ALL30093** 16" Dia.
- ALL30094** 17" Dia.
- ALL30095** 18" Dia.

Reinforcement Plate For Nylon Fans **ALL30079**

Plate installs beneath the mounting hardware to strengthen fan mounting location and prevent hardware from damaging the fan.



6-Blade Fans

Heavy-duty, 27° 6-blade fans, available with aluminum or steel blades, can move the volume of air needed to keep race engines cool. Universal bolt pattern with a 5/8" pilot hole.



- ALL30096** 15" Dia. Aluminum Blades
- ALL30097** 17" Dia. Aluminum Blades
- ALL30102** 15" Dia. Steel Blades
- ALL30103** 17" Dia. Steel Blades
- ALL30100** 18" Dia. Steel Blades

GM Style 4-Blade Steel Fan

ALL30099

Steel 4-blade fan is a direct replacement for the popular GM 4-blade fan. Fan features a 60° blade design, a universal bolt pattern with a 5/8" pilot hole and weighs approximately 3 lbs. Small diameter flat washers included for proper installation.



Tech Tip:

This four blade fan was originally designed for use in O.E. production vehicles. When this fan is used in high performance applications it is recommended that fan and mounting fasteners be inspected as a part of regular vehicle maintenance.

4-Blade Steel Fans

Steel high RPM fans are available in 15", 18" or 19". All have a universal bolt pattern with a 5/8" pilot hole. Riveted reinforcement plate adds strength and high pitch 32° blades increase airflow. Painted black to resist corrosion.



- ALL30104** 15" Dia.
- ALL30105** 18" Dia.
- ALL30101** 19" Dia.

Fan Spacer Kits

Fan spacers position fan closer to radiator or fan shroud and away from pulleys. 1-1/2" and larger spacers are uniquely designed allowing spacer to remain bolted to water pump while changing fans. Aluminum spacers include 3/4" to 5/8" water pump shaft reducer bushing, four Allen bolts to secure spacer to water pump and four hex bolts with washers to secure fan to spacer. Spacers work with 1-3/4" bolt circle flanges only.



ALL30182



ALL30186

- ALL30180*** ... 1/2"
- ALL30182*** ... 1"
- ALL30184** 1-1/2"
- ALL30192** 3-1/2"
- ALL99027** Replacement Reducer Bushing (5/8" to 3/4")
- ALL30186** 2"
- ALL30188** 2-1/2"
- ALL30190** 3"



Donny Schatz

Aluminum SB Chevy "Short Style" Water Pump **ALL31100**

Popular "short style" water pump that was originally used on pre-1969 small block Chevrolets. Pumps are built using all new components and an aluminum body for added weight savings over original cast iron pumps. Pump features a 3/4" main shaft and bearings with a 5/8" pilot and a billet steel hub drilled for both small and large fan bolt patterns, making this a good choice for street and mild performance vehicles. Block mount to fan hub dimension is 5-5/8". **This pump is not recommended for use with mechanical fans over 5,000 RPM.** Above this RPM, use the ALL31105 pump with a 3/4" shaft/bearing.

Note: Water pump may need to be clearanced for use with 8" dampers.



Aluminum SB Chevy "Corvette Style" Water Pumps

This aluminum version of "Corvette style" water pump was originally used on 1971-82 small block Chevrolet Corvette, but is now used throughout the motorsports industry. Pump is built using all new components and an aluminum body for added weight savings over original cast iron pumps. Pump features a 3/4" main shaft and bearings with a 3/4" pilot and a billet steel hub that has a set screw retainer for use on higher RPM applications. Block mount to fan hub dimension is 5-13/16".

ALL31105 Water Pump

ALL31106 Water Pump With 3/8" NPT Bypass Ports And Cam Stop Hardware

Note: Water pumps may need to be clearanced for use with 8" dampers.



Water Pump Cam Stop Kit

ALL99415

Water pump cam stop kit includes a 2" long 3/8"-24 threaded stud, washer and nut to replace or add a cam stop bolt to a water pump equipped with a stud mounting boss. Stud can be tightened against timing cover when cam buttons are used to help prevent "cam walk".



Water Pump Spacer Kits

Kits provide additional clearance needed for belt or gear drive timing systems. Gaskets are included.



ALL31070 1/8"

ALL31071 1/4"

ALL31072 3/8"

ALL31073 1/2"

ALL87230 Replacement Gaskets

LS Electric Water Pump

ALL31122

- Fits LS Gen III/IV
- Black Anodized Finish
- Machined from 6061 T6 Billet Aluminum
- High flow electric motor perfect for race applications
- F-Body inlet/outlet location

Pair with our Allstar inline thermostat housing if a thermostat is required! See page 71, ALL31160.



GM LS Coolant By-Pass/Crossover Plugs

ALL31170

Plugs provide a location to bleed air from cooling system of most GM LS engines. Replace factory original plugs or use in place of factory crossover steam tubes. Kit includes two plugs with O-rings.




Pulley Shim Kits

Use shim kits to properly align pulleys. Water pump shims have dual bolt hole pattern to fit most GM and Ford water pumps. Crank pulley spacers are for small block Chevs.

ALL31064 Water Pump, 1/16", 1/16", 1/8" (3 Shims)

ALL31066 Crankshaft, 1/16", 5/64", 1/8" (3 Shims)



Aluminum SB Chevy Reduction Pulleys

Specifically for short or Corvette water pumps, pulleys work with power steering pump and pulley to provide a ratio within the GM specified RPM range. Race engine RPM differs greatly from street engines. For 30% less water pump speed and reduced weight and inertia, the crankshaft and water pump pulleys are smaller in diameter than standard reduction pulleys. Acceleration capabilities are greatly enhanced.

ALL31030 ..Crankshaft Pulley (4-3/4" Diameter)

ALL31040 ..Water Pump Pulley, Short Pump With 5/8" Pilot Hole (6-5/8" Dia.)

ALL31050 ..Water Pump Pulley, Corvette Pump With 3/4" Pilot Hole (6-5/8" Dia.)

ALL86120...Belt, Crank To Water Pump, 31.5"

ALL86122...Belt, Crank/Water Pump/Block Mount P/S Pump, 39"

ALL86124...Belt, Crank/Water Pump/Head Mount P/S Pump, 42"

Note: Crankshaft pulley will work with either water pump pulley without spacers.



SB Chevy 1:1 Ratio Pulley Kits

Double groove aluminum pulley kits feature 6-5/8" diameter pulleys and include common 15/32" V-belts to work

with block or head mounted Allstar power steering kits. Pulley kits are designed to work with short style water pumps with a 5/8" shaft that measure 5-5/8" from block mount to hub face. Components also sold separately.

- ALL31080** Kit For Block Mount Power Steering Pump
ALL31082 Kit For Head Mount Power Steering Pump
ALL31083 Kit For No Power Steering

Related Parts

- ALL31084** 1:1 Crank Pulley (6-5/8")
ALL31085 1:1 Water Pump Pulley (6-5/8")
ALL86121 Belt, Crank to Water Pump, 34"
ALL86123 Belt, Crank/Water Pump/Block Mount P/S Pump, 41"
ALL86125 Belt, Crank/Water Pump/Head Mount P/S Pump, 44"



ALL31080

V-Belts

Premium quality V-belts are perfect replacements for worn or cracked belts.

- ALL86120** 31.5" **ALL86123** 41"
ALL86121 34" **ALL86124** 42"
ALL86122 39" **ALL86125** 44"



SB Chevy 1:1 Ratio Reduction Pulley Kits

Premium 1:1 pulley kits feature 4-3/4" diameter pulleys with 1/2" wide grooves for use with industrial grade belts. The increased belt width helps reduce belt slippage when used with high performance mechanical fans. The small diameter pulley combination provides a 30% RPM reduction when using a power steering pump with a 6" pulley.

Note: Pulleys are designed to use with short "Corvette Style" 3/4" shaft water pump (ALL31105 or ALL31106).

- ALL31090** Kit For Block Mount Power Steering Pump
ALL31092 Kit For Head Mount Power Steering Pump
ALL31093 Kit For No Power Steering

Replacement Parts

- ALL31094** 1:1 Crank Pulley (4-3/4")
ALL31095 1:1 Water Pump Pulley (4-3/4")



Power Steering Pulley Sold Separately


ALL31090

Performance V-Belts

Industrial grade V-belts are slightly wider than standard V-belts and are used with the Allstar reduction style 1:1 pulley kits with 1/2" wide pulley grooves. The wider contact area helps reduce slip-page when using high performance mechanical fans.

Note: These will not work with standard width pulleys that are designed for 7/16" wide V-belts.

- ALL86127** 29" **ALL86129** 41"
ALL86128 37"



Crank Pulley Mandrel Kit ALL31031

Kit prevents mandrel bolt breakage and is made specifically for use with Allstar ALL31030 crank pulley. Mandrel is attached to the crankshaft pulley with three bolts, while the vibration damper is retained with the stock bolt. The mandrel bolt is then connected to the mandrel – not to the crankshaft – to reduce engine harmonics (helps prevent loosening or breaking). Kit includes spacers, pulley guides, and bolts to work effectively with most 3, 4, and 5 stage dry sump pumps, alone or with belt driven fuel pumps. Pulleys sold separately.

Replacement Parts

- ALL31032** Crank Pulley Mandrel
ALL31033 Mandrel End Washer
ALL31034 Stepped Washer
ALL31035 Pulley Guide
ALL31036 Mandrel Keyway, 1/8"
ALL31037 Mandrel Bolt, 5/16"-18 x 1" (3-Pack)
ALL31038 Mandrel End Bolt, 1/2"-13 x 4"



Mandrel Spacers

Aluminum spacers properly space and align pulleys when used with a 1/8" keyed mandrel. The same spacers are found in the ALL31031 Mandrel Kit. Sold each.

- ALL31020** 1/4" Thick Spacer
ALL31022 1/2" Thick Spacer
ALL31024 3/4" Thick Spacer
ALL31026 1" Thick Spacer
ALL31028 1-1/4" Thick Spacer



Gilmer Belts

1" wide, assorted lengths.

- ALL86130** 21.0" **ALL86136** 25.5"
ALL86132 22.5" **ALL86138** 27.0"
ALL86134 24.0"



TECH TIP

Belt Tension - Gilmer style belts are properly tensioned when belt can be twisted 1/2 turn.

Inline Electric Water Pump **ALL31130**

Inline water pump will flow up to 50 GPM, which is suitable for many applications throughout the motor-sports industry. Pumps are designed to provide better cooling and space savings over most mechanical pumps. Pump can be used on 12-16 volt systems and only draws 6 amps. Electric motor is sealed to help prevent damage or corrosion and billet 6061-T6 aluminum housing is black hard coat anodized with threaded mounting holes for easy mounting. Use with Allstar ALL31135-31140 adapter fittings. Complete unit weighs 6 lbs. Wire harness with 20 amp inline fuse included.



- ALL31135** 1-1/4" Hose Fitting
- ALL31136** 1-1/2" Hose Fitting
- ALL31137** 1-3/4" Hose Fitting
- ALL31138** -12AN Fitting
- ALL31139** -16AN Fitting
- ALL31140** -20AN Fitting



Water Pump AN Block Adapters

Adapters mount in place of standard mechanical water pumps when using inline or remote electric water pumps. Ford pump adapters require water pump back plates for complete installation.



- ALL31150** SB Chevy -12AN
- ALL31151** BB Chevy -12AN
- ALL31152** SB Ford -12AN
- ALL31153** SB Ford Water Pump Back Plate (Early)
- ALL31154** SB Ford Water Pump Back Plate (Late)

Y-Block Adapter **ALL31159**

Billet aluminum Y-Block is commonly used when connecting inline or remote electric water pumps to AN block adapters. 1-1/4"-12 inlet port accepts Allstar ALL31135-31140 O-ring style fittings for direct hose or AN style connections. Outlet ports accept standard -12AN ORB fittings to connect to block adapters.



- ALL31135** 1-1/4" Hose Fitting
- ALL31136** 1-1/2" Hose Fitting
- ALL31137** 1-3/4" Hose Fitting
- ALL31138** -12AN Fitting
- ALL31139** -16AN Fitting
- ALL31140** -20AN Fitting



Remote Mount Electric Water Pump **ALL31120**

Compact water pump will flow up to 25 GPM which is perfect for intercoolers, dragsters or compact engines. Pump can be used on 12-16 volt systems and only draws 8 amps. Electric motor is sealed to help prevent damage or corrosion and 6061-T6 billet aluminum housing is black hard coat anodized with threaded mounting holes for easy mounting. Accepts -12AN ORB fittings, complete unit weighs only 5 lbs.



Polished Water Necks

Aluminum water necks fit most Chevrolet V8's. Two-piece design necks swivel 360° to accommodate LH and RH radiator inlets. An O-ring seal and two chrome plated socket head cap screws are included.

- ALL30170** 90° Neck
- ALL30173** 75° Neck
- ALL30171** 45° Neck
- ALL30172** Straight Neck



Related Parts:

- ALL99136** Replacement O-Ring

†One-Piece Fixed Neck

SB Ford Chrome Plated Water Neck **ALL30174**

Cast aluminum 45° water neck fits small block Ford. Includes an O-ring for sealing the base flange and two hex head bolts.



Billet Aluminum Swivel Water Necks

Billet aluminum water necks fit most Chevy V8's, accept most standard thermostats and swivel a full 360° to simplify connection of LH or RH radiator hoses to engine. Black anodized finish helps protect against corrosion. Stainless steel hardware and an O-ring for sealing the base of the water neck to engine are included.



- ALL30370** 1-1/2"
- ALL30371** 1-3/4"
- ALL30372** -16AN
- ALL30373** -20AN

Billet Water Neck Spacer

ALL30375

Billet aluminum spacer fits between intake manifold and water neck, providing connection options for temperature senders or additional water lines. 1" tall spacer fits most Chevy V8's. Includes four 1/2"NPT ports with plugs and an O-ring seal on one side, eliminating the need for a gasket.



Water Outlet Restrictor Kit


ALL30241

Restrictor replaces the thermostat to control the flow of water through the cooling system. Kit contains three 2-1/8" O.D. aluminum restrictors with 5/8", 3/4" and a 1" center I.D. hole that fit most GM V8 or V6 and SB Ford water outlets.



Aluminum Radiator Hose Restrictor **ALL30242**

Lower radiator hose restrictor helps keep the water in your radiator longer to improve cooling. Machined aluminum restrictor has a 5/8" I.D. and will fit into most 1-3/4" radiator outlets or radiator hose.



Inline Thermostat Housing

ALL31160

Black anodized aluminum inline thermostat housing fits GM-style thermostats. Use with 1.5" hose size.



Upper Radiator

Hose Kit ALL30260

Upper hose kit eliminates the concern of the upper hose collapsing and fits a variety of radiator widths. 1-1/2" hose kit includes a 90° steel tube and two silicone hoses.



Radiator Hose I.D. Reducer

ALL30240

Rubber reducer allows a lower radiator hose with a molded-in spring to be used as an upper radiator hose. In continuous high RPM applications, the upper hose can collapse limiting coolant flow. Upper hoses with an internal spring support can also collapse if the spring is drawn into the radiator tank. Reducer fits inside 1-3/4" lower radiator hoses which have molded-in reinforcement springs and reduces the I.D. from 1-3/4" to 1-1/2".



Billet Aluminum

Hose Clamps

Billet aluminum clamps provide a lightweight finished look for securing popular standard and silicone style radiator hoses.

ALL18326 Clamp for 1-1/2" ID Hose

ALL18327 Clamp for 1-3/4" ID Hose



T-Bolt Band Clamps

Stainless steel constructed band clamps provide a better sealing option over traditional hose clamps in performance applications. Clamps feature a 3/4" wide band and are sold in pairs.

ALL18345 Clamp for 1-1/2" ID Hose


ALL18347 Clamp for 1-3/4" ID Hose

See page 121 for additional sizes



Radiator Hoses

Two-ply coolant hose is flexible and adapts to a variety of applications. Abrasion resistant cover will not crack or harden.



1-1/2" I.D. Upper Hose

ALL30200 12"

ALL30202 14"

ALL30204 15-1/2"

ALL30206 17"

ALL30208 20"

ALL30210 22"

ALL30212 25"

ALL30214 30"

1-3/4" I.D. Lower Hose

ALL30220 11"

ALL30222 13-1/2"

ALL30224 16-1/2"

ALL30226 19"

ALL30228 23-1/2"

Hose Clamps (2-Packs):

ALL18334 Clamps, Upper Hose

ALL18336 Clamps, Lower Hose

Hose Clamps

Heavy duty all stainless steel construction clamps are easily tightened with a deep slot hex head screw. Superior to standard hardware store clamps. For best connection, select the clamp which fits within the range of hose O.D.



Part No.	Min Hose O.D.	Max Hose O.D.
2-Pack		
ALL18330	1/4"	5/8"
ALL18332	1/2"	1-1/8"
ALL18334	1"	2"
ALL18336	1-5/16"	2-1/4"
ALL18338	1-9/16"	2-1/2"
ALL18340	1-5/8"	3-1/2"
ALL18342	2-5/8"	4-1/2"
10-Pack		
ALL18330-10	1/4"	5/8"
ALL18332-10	1/2"	1-1/8"
ALL18334-10	1"	2"
ALL18336-10	1-5/16"	2-1/4"
ALL18338-10	1-9/16"	2-1/2"

Power Grip Clamps

Gates Power Grip Clamps seal when heated with a standard heat gun, forming a tight band around standard rubber and silicone coolant hoses to provide a secure connection, even under harsh race conditions. Installed clamps provide a smooth, flush fit around hoses and eliminate exposed sharp edges associated with standard hose clamps. Select the band clamp which fits within range of hose O.D. for best connection. Sold each.



Part No.	Min Hose O.D.	Max Hose O.D.
ALL30250	1/2"	11/16"
ALL30251	11/16"	13/16"
ALL30252	13/16"	15/16"
ALL30253	15/16"	1-1/16"
ALL30254	1-1/16"	1-3/16"
ALL30255	1-3/16"	1-1/2"
ALL30256	1-1/2"	1-3/4"
ALL30257	1-3/4"	2"
ALL30258	2"	2-1/4"

Note: Clamps are not designed for use with flammable liquids or fuel line connections.



Expansion Tanks

Aluminum expansion tanks are commonly mounted as the highest point of the cooling system and used as a fill point on vehicles that have a low mounted radiator or when the fill point on the radiator is not accessible. The 1/2" NPT bottom supply fitting is commonly connected to the low pressure side of the cooling system and the return fitting is connected to a port located high on the engine to help release any air trapped in the system. Tanks feature a machined filler neck to accept most standard radiator caps and a 1/8" NPT port for connecting to an overflow tank.

ALL36115 Tank With Attached Mounting Bracket 28 oz. Capacity With a 3/8" NPT Return Fitting

ALL36116 Tank With Separate Mounting Bracket 20 oz. Capacity With a 1/4" NPT Return Fitting



Plastic Overflow Tanks

Plastic tanks have a one quart capacity and help prevent coolant from spilling onto the ground. Tanks have swivel fittings that accept 5/16" overflow hose and have 1/4"-20 molded inserts for easy mounting.

ALL36154 Tank With Drain Valve (Non-Recovery)

ALL36155 Tank with 90° Fitting (Recovery)



Plastic Overflow Tank Brackets

Billet aluminum bracket mounts most popular plastic overflow tanks to round chassis tubing and pivot to any angle. Tank mounting holes accept 1/4" fasteners and are slotted to fit tanks with mounting holes between 3-1/2" to 4" CTC.

ALL14200 Bracket For 1-1/2" Tubing

ALL14201 Bracket For 1-3/4" Tubing



Overflow Tank **ALL36112**

Aluminum tank has a 3/8" NPT bung on the side and a 1/2" NPT bung on the bottom that includes fitting and petcock. 1 quart capacity tank can be used in many forms of competition and is mandated by most sanctioning bodies to prevent coolant from spilling on the racing surface.



Stainless Overflow Tanks

Stainless steel tanks capture coolant overflow and recirculates it to the radiator. Machined aluminum cap twists into the filler neck and seals with an O-ring. Inlet/outlet fittings accept 1/4" diameter hose. Unit includes mounting brackets and hardware. Measurements are of tank body; add 2" for overall length.

ALL36150 2" x 13"

ALL36151 2" x 15"

Petcock **ALL99030**

Replacement petcock for Allstar breather and overflow tanks is also perfect for draining coolant from engines. 1/4" NPT threads.



Overflow Nozzles

Aluminum nozzle acts as a signal to the driver to indicate a possible overheating condition as the cooling system pushes out water. Nozzle with threaded body mounts in a body panel outside the drivers compartment and is available with a 1/4" barb or a -4AN male fitting.



ALL30178 Nozzle With 1/4" Barb Fitting

ALL30179 Nozzle With -4AN Male Fitting

Radiator Overflow Fitting **ALL99312**

Commonly used fitting threads into the filler neck on most radiators allowing connection to an overflow tank. Aluminum fitting has 1/8" NPT threads and accepts a 5/16" hose.



Overflow Hose

Overflow hose, also referred to as fuel line is reinforced to help prevent kinking and is rated up to 50PSI. Size indicated is I.D. of hose.

Hose I.D.	3' Length	25' Length
1/4"	ALL40350	ALL40351
5/16"	ALL40353	ALL40354
3/8"	ALL40356	ALL40357

Water Pressure Warning Kit

ALL80250

Warning kit senses pressure in the cooling system and alerts driver of a problem when coolant pressure drops below 4 PSI. In the event of coolant loss (i.e. blown radiator hose). The temperature gauge probe is no longer surrounded by coolant to detect the engine temperature, this will lead to a false temperature gauge reading and major engine damage.



Temperature Gauge Probe Adapters

Aluminum adapters are a nice upgrade from brass adapters and feature a longer length for use in shallow applications when the mechanical temperature gauge probe may contact the inside of a cylinder head or intake manifold. Extra length of fitting will still allow end of probe to protrude into the coolant for accurate readings.



ALL50203 3/8" NPT

ALL50204 1/2" NPT

Mechanical Gauges

Allstar Performance 2-5/8" mechanical gauges feature a full 270° sweeping needle, silver faced background, black bezel and are backlit for easy reading, even in low light conditions. Perfect for building custom dash panels or when adding mechanical gauges to replace existing gauges or warning lights.



See Page 83 For A Complete Listing Of
Gauges And Gauge Panels.



Primary Wire

Single conductor stranded copper wire with polyvinyl insulation remains flexible and is abrasion resistant. Stranded copper is the wire of choice for many projects when building custom wire harnesses or adding accessories.



20AWG

Used for low voltage sensors, indicator lights, instrument panel or dash lighting.



Color	50' Coil	100' Spool
Red	ALL76500	ALL76510
Black	ALL76501	ALL76511
White	ALL76502	ALL76512
Green	ALL76503	ALL76513
Yellow	ALL76504	ALL76514
Brown	ALL76505	ALL76515
Blue	ALL76506	ALL76516

14AWG

Most popular when fabricating harnesses for general use including lighting of headlights, taillights and brake lights, ignition systems and interior accessories such as radios, interior fans and gauge panels.

Color	20' Coil	100' Spool
Red	ALL76540	ALL76550
Black	ALL76541	ALL76551
White	ALL76542	ALL76552
Green	ALL76543	ALL76553
Yellow	ALL76544	ALL76554
Brown	ALL76545	ALL76555
Blue	ALL76546	ALL76556

12AWG

Wire can be used to supply power to ignition boxes, cooling fans, fuel pumps and other higher amperage accessories including power to electric trailer brakes.

Color	12' Coil	100' Spool
Red	ALL76560	ALL76565
Black	ALL76561	ALL76566
White	ALL76562	ALL76567
Blue	ALL76563	ALL76568

10AWG


Commonly used for higher amperage applications including alternator charging wire and supplying power to trailer for interior lighting or charging trailer batteries when utilizing tow vehicle charging system.

Color	10' Coil	75' Spool
Red	ALL76570	ALL76575
Black	ALL76571	ALL76576
White	ALL76572	ALL76577

Wire And Cable Cutters

ALL11003

Capable of cutting copper stranded wire from 20 gauge primary wire to 1/0 gauge battery cable. These specially designed cutters will not flatten wire during cutting, which is helpful when installing connectors and building battery cables. Cutters are not designed to cut steel wire.



Heat Sleeve

High temperature silicone coated fiberglass sleeving is non-flammable and resists temperatures up to 500°F.

An excellent choice for protection of fuel lines, wiring, cables and various similar uses. Sleeving is resistant to gasoline and many other chemicals. Sold in 3' lengths. Size referenced is sleeve I.D. or O.D. of hose to be covered.




ALL34280 1/4" Red
 ALL34282 1/2" Red
 ALL34284 3/4" Red
 ALL34285 7/8" Red
 ALL34286 1" Red

ALL34290 1/4" Black
 ALL34292 1/2" Black
 ALL34294 3/4" Black
 ALL34295 7/8" Black
 ALL34296 1" Black

Braided Wire Wrap

Split loom braided wrap is easily applied over existing hoses or wiring to conceal and protect against wear or abrasion. Wrap features a 25% overlap based on the nominal size listed, allowing the wrap to bend and flex without opening. Wrap is constructed of polyethylene material, heat resistant up to 250°F and easily cuts with a hot knife or a soldering iron with knife attachment.



ALL76610 1/8" x 20'
 ALL76612 1/4" x 15'
 ALL76614 1/2" x 10'

ALL76616 3/4" x 5'
 ALL76618 1" x 10'

Spiral Wire Loom

Loom keeps wiring bundled together for a neat appearance and can be easily removed when adding or removing wires during wiring harness changes. Open design makes identifying or locating a wire simple and will not hold dirt and moisture like solid looms. Loom also provides abrasion resistance to protect wiring or hoses. High density polyethylene material is rated from -30°F to 165°F and sold in 10' lengths.



ALL76600 1/4"
 ALL76602 1/2"
 ALL76604 3/4"

Line Clamps

Aluminum clamps have a protective neoprene cushion to prevent abrasion and a 1/4" mounting hole to secure electrical wiring, hoses or cables to a panel or frame.



Black nylon clamps have a 3/16" mounting hole to secure electrical wiring, hoses or cables to a panel or frame.

Clamp Size	Aluminum		Nylon	
	10-Pack	50-Pack	10-Pack	50-Pack
1/8"	-	-	ALL18309	ALL18309-50
3/16"	ALL18300	ALL18300-50	ALL18310	ALL18310-50
1/4"	ALL18301	ALL18301-50	ALL18311	ALL18311-50
3/8"	ALL18302	ALL18302-50	ALL18312	ALL18312-50
1/2"	ALL18303	ALL18303-50	ALL18313	ALL18313-50
5/8"	ALL18304	ALL18304-50	ALL18314	ALL18314-50
3/4"	ALL18305	ALL18305-50	ALL18315	ALL18315-50
7/8"	ALL18306	ALL18306-50	-	-
1"	ALL18307	ALL18307-50	ALL18317	ALL18317-50
1-1/4"	ALL18308	ALL18308-50	-	-



Weather Pack Kits

Kits include a variety of tower housings, shroud housings, seals and terminals to build 1, 2, 3, 4, and 6 pin connectors for standard 16-14 gauge wire. Kits also include a pin removal tool and convenient carrying case.

ALL76260 Weather Pack Starter Kit

ALL76262 Weather Pack Master Kit



ALL76262

Quantity ALL76260	Quantity ALL76262	Description
1	3	1 Pin Tower Housing
1	3	1 Pin Shroud Housing
2	4	2 Pin Tower Housing
2	4	2 Pin Shroud Housing
1	3	3 Pin Tower Housing
1	3	3 Pin Shroud Housing
1	2	4 Pin Tower Housing
1	2	4 Pin Shroud Housing
1	2	6 Pin Tower Housing
1	2	6 Pin Shroud Housing
40	100	Seals (50% Blue/50% Green)
40	100	Terminal Pins 16-14GA (50% Male/50% Female)
1	1	Pin Removal Tool
1	1	Carrying Case

Weather Pack Connector Individual Kits

Weather pack connectors are designed for harsh weather conditions. Originally used by top vehicle manufacturers, the reliability of these connectors has been proven for years and they have become common in many applications requiring a weather-proof connection. Snap lock feature assures positive connection and allows connector to be easily separated as needed. Connectors are rated up to 20A at 12V DC and include tower housing, seals and terminals for standard 16-14 gauge wire.

ALL76265 1-Wire

ALL76266 2-Wire

ALL76267 3-Wire

ALL76268 4-Wire Flat

ALL76269 4-Wire Square

ALL76270 6-Wire



Weather Pack Individual Components

Terminals And Seals, 10-Packs

Gauge	Tower (Female)	Shroud (Male)	Seal Part No.
22-20	—	—	ALL76280 (Purple)
20-18	ALL76272	ALL76275	ALL76281 (Green)
16-14	ALL76273	ALL76276	ALL76282 (Gray)
12	ALL76274	ALL76277	ALL76283 (Blue)



ALL76284 Seal Plug, 10-Pack

Housings, Each

Description	Tower (Female)	Shroud (Male)
1-Pin	ALL76288	ALL76289
2-Pin	ALL76290	ALL76291
3-Pin	ALL76292	ALL76293
4-Pin	ALL76294	ALL76295
4-Pin Square	ALL76296	ALL76297
6-Pin	ALL76298	ALL76299



Weather Pack Terminal Tool

ALL76264

Tool removes male and female pin terminals from weather pack connectors without damage.



Weather Pack Pliers

ALL76221

Weather pack pliers will crimp most popular 22-10 gauge non-insulated terminals. 8" overall length.



Test Leads With

Alligator Clips ALL76216

30" long test leads are color coded red and black. Clips are 5 amp rated.



Universal

Wire Connectors

Molded connectors include a male and female end, joined by a loop of 16 gauge primary wire which may be cut to length. Useful for switch and gauge panels or accessories that are disconnected frequently.



ALL76231 One Wire With 12" Loop

ALL76232 Two Wire With 12" Loop

ALL76233 Three Wire With 48" Loop

ALL76234 Four Wire With 48" Loop

ALL76235 Five Wire With 48" Loop

HEI Connectors

The proper connector when repairing or wiring HEI ignition systems. Connectors have a built-in retaining clip same as originals to secure connector to ignition cap. The included pigtail wires are also the correct gauge for easy installation.



ALL81214 12V Ignition Connector

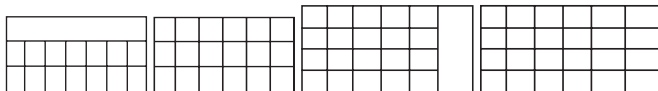
ALL81215 Tach Connector



Steve Needles

Storage Cases

These handy storage cases help organize many items around the shop, trailer or home such as electrical connectors, quick turn fasteners, tire groover blades, small fasteners and many more items. Curved bottom compartments create a smooth scoop, making it easy to remove the smallest of items. Molded-in dividers prevent items from slipping under dividers and accidentally mixing product.



ALL14360

ALL14361

ALL14365

ALL14366

ALL14360 Plastic Case 15 Compartment, 11" x 7" x 1-3/4"
ALL14361 Plastic Case 18 Compartment, 11" x 7" x 1-3/4"
ALL14365 Metal Case 21 Compartment, 9-1/2" x 13-1/2" x 2"
ALL14366 Metal Case 24 Compartment, 9-1/2" x 13-1/2" x 2"

Wire Terminal Kit

ALL76224

A 100-piece terminal kit with a generous supply of the most commonly used connectors for automotive wiring. A sturdy plastic case with divided compartments helps keep connectors organized.



Each Kit Includes:

22-18ga.	16-14ga.	12-10ga.
(10) Butt Connectors	(10) Butt Connectors	(10) Butt Connectors
(8) Ring Terminals #6	(10) Ring Terminals #10	(8) Ring Terminals #10
(8) Ring Terminals #8	(8) Ring Terminals 1/4"	(7) Ring Terminals 3/8"
-	(7) Female Blade	-
-	(7) Male Blade	-
-	(7) Spade	-

Ratcheting Crimp Pliers

ALL76220

Perform professional quality crimps on most standard electrical connectors. Pliers include jaws for 22-18, 16-14 and 12-10 gauge connectors and are easily compressed with help from the ratcheting mechanism which releases when connector is fully crimped.



Electrical Tape ALL14280

Protect electrical connections and secure wires. 3/4" x 60' roll. UL approved.



Terminal Connectors

Crimp style connectors work great when building custom wire harnesses or making repairs to existing wiring. Tin plated copper terminals are available in a variety of types and sizes.



Non-insulated terminals are designed to be crimped but may also be soldered for a more secure complete connection. Often used with separate heat shrink that is applied after connection is made. Package of 20.

Non-Insulated Terminals		22-18	16-14	12-10
Butt Connectors		ALL76000	ALL76010	ALL76020
Ring Terminals	#6 Hole	ALL76001	ALL76011	ALL76021
	#8 Hole	ALL76002	ALL76012	ALL76022
	#10 Hole	ALL76003	ALL76013	ALL76023
	1/4" Hole	ALL76004	ALL76014	ALL76024
	5/16" Hole	ALL76005	ALL76015	ALL76025
Blade Terminals	3/8" Hole	ALL76006	ALL76016	ALL76026
	Male 1/4"	ALL76007	ALL76017	ALL76027
	Female 1/4"	ALL76008	ALL76018	ALL76028



Vinyl-insulated terminals are the most popular crimp terminal used in a variety of applications. PVC insulated sleeve is securely attached to terminal and has a flared end for easy installation. Package of 20.

Vinyl Insulated Terminals		22-18	16-14	12-10
Butt Connectors		ALL76030	ALL76040	ALL76050
Ring Terminals	#6 Hole	ALL76031	ALL76041	ALL76051
	#8 Hole	ALL76032	ALL76042	ALL76052
	#10 Hole	ALL76033	ALL76043	ALL76053
	1/4" Hole	ALL76034	ALL76044	ALL76054
	5/16" Hole	ALL76035	ALL76045	ALL76055
Blade Terminals	3/8" Hole	ALL76036	ALL76046	ALL76056
	Male 1/4"	ALL76037	ALL76047	ALL76057
	Female 1/4"	ALL76038	ALL76048	ALL76058



Heat shrink terminals protect connections from corrosion. Terminals with attached shrink tube are adhesive lined to grip wire insulation and conform to crimp when heated, sealing out moisture. Package of 10.

Heat Shrink Terminals		22-18	16-14	12-10
Butt Connectors		ALL76060	ALL76070	ALL76080
Ring Terminals	#6 Hole	ALL76061	ALL76071	ALL76081
	#8 Hole	ALL76062	ALL76072	ALL76082
	#10 Hole	ALL76063	ALL76073	ALL76083
	1/4" Hole	ALL76064	ALL76074	ALL76084
	5/16" Hole	ALL76065	ALL76075	ALL76085
Blade Terminals	3/8" Hole	ALL76066	ALL76076	ALL76086
	Male 1/4"	ALL76067	ALL76077	ALL76087
	Female 1/4"	ALL76068	ALL76078	ALL76088

Heat Shrink Tubing

Single wall tubing is placed over wiring and electrical connectors to seal and strengthen electrical connections.

Tubing is pre-cut to 6" and has a 2:1 shrink ratio, meaning this will shrink to approximately half the size when heat is applied using a heat gun or other heat source.



Heat Shrink Assortment Kit

ALL76160 Includes 9pc of 1/8" and 3/16", 6pcs of 1/4" and 3pcs of 3/8" and 1/2"

Individual Sizes (Pack of 20)

ALL76162 1/8" **ALL76165** 3/8"
ALL76163 3/16" **ALL76166** 1/2"
ALL76164 1/4" **ALL76167** 3/4"

Grommet Set **ALL18360**

Grommets are perfect for protecting wiring and hoses that pass through panels up to 1/16" (.062") thick. Kit includes 36 grommets (6 of each size: 1/4", 5/16", 3/8", 1/2", 5/8" and 11/16"). Grommets are also available in size specific 10-packs.



ALL11041

Part No.	Grommet Hole I.D.	Panel Hole I.D.
ALL18362	3/16"	5/16"
ALL18363	1/4"	3/8"
ALL18364	5/16"	7/16"
ALL18365	3/8"	1/2"
ALL18366	1/2"	5/8"
ALL18367	5/8"	7/8"
ALL18368	11/16"	1"

Step Drill Sets

Drill multiple size holes with one bit. Drill sheet metal and aluminum without deforming or distorting. Bits start on contact, deburr, and chamfer while drilling, and does not require a center punch. Titanium nitride coated high speed steel. 1/4" shank.



ALL11041

ALL11040 (3-Piece Set)

Drill Bit	Sizes
Six Step	3/16", 1/4", 5/16", 3/8", 7/16", 1/2"
Nine Step	1/4", 5/16", 3/8", 7/16", 1/2", 9/16", 5/8", 11/16", 3/4"
Thirteen Step	1/8", 5/32", 3/16", 7/32", 1/4", 9/32", 5/16", 11/32", 3/8", 13/32", 7/16", 15/32", 1/2"

ALL11041 (2-Piece Set)

Drill Bit	Sizes
Eleven Step	1/4", 25/64", 35/64", 11/16", 13/16", 7/8", 1", 1-1/8", 1-7/32", 1-1/4", 1-3/8"
Twelve Step	3/16", 1/4", 5/16", 3/8", 7/16", 1/2", 9/16", 5/8", 11/16", 3/4", 13/16", 7/8"

Test Light **ALL76215**

Quickly diagnose electrical problems by testing for current in electrical circuits, relays, switches or fuses. Handheld test light has a 36" lead wire with an insulated clip which fastens to a common ground and a sharp piercing point to probe insulated wire or terminals. Indicator light illuminates to identify powered circuits in 6-12V systems.



Nylon Tie Wraps

Secure electrical wiring, gauge lines and roll bar padding. 100 per bag. Nylon tie wraps are available in black, natural, red, blue, yellow and purple nylon.



Black

ALL14120 3-3/4"
ALL14122 6"
ALL14123 7-1/4"
ALL14124 11-1/4"
ALL14125 14-1/4"

Natural

ALL14130 3-3/4"
ALL14132 6"
ALL14133 7-1/4"
ALL14134 11-1/4"
ALL14135 14-1/4"

Red

ALL14126 7-1/4"
ALL14127 14-1/4"

Blue

ALL14128 7-1/4"
ALL14129 14-1/4"

Yellow

ALL14136 7-1/4"
ALL14137 14-1/4"

Purple

ALL14138 7-1/4"
ALL14139 14-1/4"

Nylon Flush Fit Tie Wraps

Flush fit design ties have the excess portion of the tie exit in the same direction as the original tie, helping to eliminate the protruding sharp portion remaining as found in standard ties. Package of 100.



ALL14395 8" Long
ALL14396 11" Long

Nylon Tie Wraps With Mounting Holes

Built-in tab with mounting hole to easily secure wiring harnesses, hoses or cables to a panel with rivets or other fasteners. Package of 25.



ALL14390 8" With #10 Hole
ALL14391 11" With #10 Hole
ALL14392 14" With 1/4" Hole

Wire Tie Mounting Bases

Self-adhesive mounting bases provide a location for attaching standard wire ties to secure wiring, cables and hoses. Bases mount to clean flat surfaces and accept 75# and smaller wire ties. Package of 10.



ALL14116 3/4" x 3/4" Mounting Base
ALL14117 1-1/8" x 1-1/8" Mounting Base



6-Circuit Fuse Block

ALL76180

This fuse block is a great power distribution starting point for up to six individual circuits which are protected by ATC/ATO style fuses (sold separately). Block features a #10 power supply and six 1/4" male spade terminals for individual circuit connections. Fuse block is rated at 150 amps at 12 volts, maximum of 25 amps per circuit.




Fuses not included.

Fuse Terminals

Terminals attach to cartridge style fuses installed in fuse blocks to create an additional circuit to power accessories. Terminals slide over the protected leg or "fused" side (side of fuse block that does not have power when fuse is removed) of the fuse. Package of 5.

ALL76090 Mini Fuse Style Terminal

ALL76091 ATC/ATO Fuse Style Terminal



Buss Bars

Buss bars create a remote power source for powering multiple accessories. Bar features a 1/4" power supply stud and 12 separate #8 connections. Insulated base measures 5-1/4" x 1-1/8" wide and can be mounted with two #10 (3/16") fasteners. Bars include a removable protective cover and power supply boot. Protective covers are sold separately.

ALL76170 Red Buss Bar Kit

ALL76172 Black Buss Bar Kit



Junction Block ALL76146

Junction block with single 10mm x 1.5 thread (3/8") stud offers a location to power multiple accessories from one power supply or a common place to locate ground wires. Block features two mounting holes for #8 fasteners for installation on firewall or panel.



30-Amp Circuit Breaker

ALL76212

Circuit breaker protects electrical circuits similar to fuses but will cool and self-reset to maintain power to critical items such as headlights or ignition systems. Use circuit breaker to power accessories in a race car and to keep constant power to ignition. Steel case and mounting bracket provide durability and ease mounting to panels. #10-32 threaded stud terminals include nuts and lock washers.



30-Amp Relays

Relays are commonly used to control higher amperage components such as electric fuel pumps, cooling fans or water pumps rated up to 30 amps. Relays allow the use of a lower amp switch to turn on or control a component with a higher amp draw. A connector with a wiring harness and installation instructions are included.

ALL76186 Standard Relay

ALL76188 Weatherproof Relay



Plunger Style

Brake Light Switch ALL76253


Popular two terminal brake light switch found in most vehicles from the 1950's to today. Ideal for most applications, switch is spring loaded to the on position and turns off when contacted by the brake pedal assembly. Switch has 1/2" threads with jam nuts for easy mounting in a bracket, and two .250" blade type terminals.



Lever Style

Brake Light Switch ALL76250

Switch is commonly used with under-floor mounted brake pedal assemblies where switch can contact the brake pedal arm. Spring loaded switch is designed to return to the open position and has two #10-32 tapped mounting holes, 5/8" on centers. Designed for easy two wire connection, one "+" supply and the other to power brake lights or a brake light relay. Switch is rated at 4.5 amps and features two male bullet terminals.



Pressure Activated Brake Light Switches

Switch is plumbed into the brake system and is activated by closing the electrical connection with rising brake pressure (60-120 PSI). Designed for easy two wire connection, one "+" supply and the other to power brake lights or a brake light relay. Switches are rated at 4.5 Amps and have 1/8"-27 dry seal mounting threads.

ALL76251 Male Bullet Terminals

ALL76252 6-32 Screw Terminals



Brake Pressure

Safety Switch ALL76255

Brake pressure switch is wired into the ignition system and kills power to ignition when a sudden spike in brake pressure is sensed in the event of an accident or emergency. Switch has an adjustable cut-off pressure from 700-1900 PSI and resets automatically when brakes are released. A weatherproof cover protects the inner adjustment screw and seals the 18" long pigtail leads. 1/8"NPT male threads.





Battery Boxes

Universal, lightweight steel battery boxes may be welded or bolted to the frame. Boxes are available in two sizes and include hold down hardware.



ALL76100

ALL76100 12" Wide x 7-1/4" Deep

ALL76101 10" Wide x 7-1/4" Deep

Replacement Components

ALL99175 J-Bolts with nuts 1pr


ALL99177 Hold Down Strap for ALL76100

ALL99176 Hold Down Strap for ALL76101

Bolt-On

Battery Boxes

Battery box has multiple 1/2" mounting holes to bolt box directly to the frame rail, inner fender or firewall. Box can also be fastened to round tubing using clamp-on ballast brackets. Constructed of 13 gauge steel, measures 11" wide x 7" deep and includes 3/8" battery hold down hardware.




ALL76103

ALL76102 Clear Zinc

ALL76103 Black

Stainless Steel Drop-Out Battery Box **ALL76105**

The perfect battery box where battery mounts under floor. Eases battery service and replacement. Box is 10-1/2" wide x 7" deep x 9-1/2" tall and will accept most standard batteries.



Battery Hold Down Kit For Optima **ALL76107**

Aluminum hold down kit provides an attractive option for keeping Optima 34/78 series batteries in place. Battery not included.



Plastic Battery Box

ALL76099

Two-piece battery box fits up to group 27 size batteries and includes nylon strap with plastic mounting brackets. Box may be bolted through the bottom for more permanent mounting. Cover is designed with quick lock snaps to keep cover securely in place. Outside box dimensions 16-1/8" x 9-5/8" x 10-7/8" tall. Inside dimensions 12-3/4" x 7-1/4" x 10" tall.



Battery Cable Kits

Kits have everything needed to connect a top post style battery to starter and include fine stranded, rope lay copper cable for best current carrying capabilities. Kits are offered with traditional red and black cables or all black cables.



ALL76110

Single Battery Kits Include:

- 15' Positive Battery Cable
- 2' Negative Battery Cable
- 1 Pair Battery Terminals
- 8 Pcs. Ring Terminals 4) 5/16" & 4) 3/8"
- 8 Pcs. Heat Shrink Tubing

ALL76110 2 Gauge Cable Kit With Red And Black Cables

ALL76111 2 Gauge Cable Kit With All Black Cables

ALL76114 4 Gauge Cable Kit With Red And Black Cables

ALL76115 4 Gauge Cable Kit With All Black Cables

Dual Battery Kits Include:

- 25' Positive Battery Cable
- 8' Negative Battery Cable
- 2 Pair Battery Terminals
- 14 Pcs. Ring Terminals 7) 5/16" & 7) 3/8"
- 14 Pcs. Heat Shrink Tubing

ALL76112 2 Gauge Cable Kit With Red And Black Cables

Battery Cables

Pre-made black cables are built using PVC insulated 4 gauge copper stranded wire and include ring terminals on each end with 3/8" mounting holes. Cables are ideal for adding additional ground connections or installing remote starter solenoids. Dimensions listed are approximate center to center of terminal ends.



ALL76341-10 10"

ALL76341-15 15"

ALL76341-20 20"

ALL76341-25 25"

ALL76341-35 35"

ALL76341-40 40"

Ground Straps

The number one problem with electrical systems is often related to poor ground connections. Straps are similar to OE applications which is perfect for various 6 or 12- volt grounding applications. Flexible, braided copper 12 gauge ground straps have non-insulated ring terminals on each end.



Ground Straps with 1/4" Ring Terminals:

ALL76328-6 6"

ALL76328-9 9"

ALL76328-12 12"

ALL76328-18 18"

ALL76328-24 24"

Ground Straps with 3/8" Ring Terminals:

ALL76330-6 6"

ALL76330-9 9"

ALL76330-12 12"

ALL76330-18 18"

ALL76330-24 24"

Solder Slugs

Use solder slugs to secure ring terminal ends to battery cable. Individual pieces are the correct amount of solder to be used for each size of cable. Package of 10.

ALL76131 Slug For 2 Gauge Terminals

ALL76132 Slug For 4 Gauge Terminals

ALL76133 Slug For 6 Gauge Terminals



ALL76131

Ring Terminals

Use to repair or build custom length battery cables, or when installing a battery disconnect switch. Terminals may be crimped or soldered to wire. Sold in pairs with heat shrink sleeving for a water-proof connection.



Wire Size	5/16" Hole	3/8" Hole	1/2" Hole
2 Gauge	ALL76116	ALL76117	ALL76128
4 Gauge	ALL76118	ALL76119	ALL76129

Impact Crimper **ALL76135**

Excellent for permanently crimping standard cable ends to battery cables.



Ground Stud **ALL76147**

Steel ground stud welds to round tubing providing a secure location for mounting a negative battery cable. Weld stud directly to the chassis or create a secure ground wire location in the foot box or engine compartment. Stud accepts battery cables with 3/8" ring terminals.



Gold Battery Terminals

Terminals are machined from solid brass stock, 24k gold plated for maximum conductivity and feature 5/16" fasteners to secure battery cables with ring terminal ends. Top post terminals have additional provisions for attaching accessory or ground wires for a clean appearance. Sold in pairs.



ALL76120

ALL76120 Top Post

ALL76122 Side Post



ALL76122

Battery Terminal Covers **ALL76150**

Covers slip over battery cables and cover battery terminals to prevent accidental shorting. Fit most top post mount batteries. Required by many sanctioning racing bodies. Package of 2 includes one black and one red cover.



Battery Cable Boots

ALL76154

Battery cable boots can be used for a variety of applications including covering battery terminals on smaller terminal batteries and starter solenoid connections. Boots have an opening that will accept up to 2 gauge cable. Sold as a pair, one red and one black.



Battery Cable Thru Stud

ALL76142

Run battery cable through firewall or any body panel safely. 3/8"-16 thread.



Firewall Cable Bushing

Mounts securely to the firewall and locks onto the wire for a waterproof and vibration proof seal.

ALL76137 2 Gauge

ALL76138 4 Gauge



Battery Disconnect Boots

Protect the terminals on battery disconnects from being accidentally shorted.

ALL76152 Red, 2-Pack

ALL76153 Black, 2-Pack



Frank Heckenast



WARNING: PROP. 65

The products on this page can expose you to lead, which is known to the State of California to cause cancer, birth defects or other reproductive harm. For more information, go to: www.P65Warnings.ca.gov



Battery Disconnect Switches

Battery disconnect switches shut down the vehicle in an emergency or secure it when not in use. Offered as a single and double pole version.

Single Pole Disconnect has two terminals and is recommended **for vehicles not using an alternator** that needs ability to be shut down in an emergency or when securing a vehicle by shutting off all power to the vehicle.

Note: When attempting to shut down a vehicle with an alternator using a single circuit battery disconnect, the alternator may continue supplying power to the vehicle ignition system, allowing vehicle to continue to run.

Double Pole Disconnect has four terminals with two separate circuits, which is recommended **for vehicles with an alternator** that need to be shut down in the event of an emergency.

Standard Duty Switch With Decal

Standard duty switch mounts in a 3/4" hole in a panel up to 1/4" thick and includes a decal to indicate on/off position. Switch has 3/8"-24 terminals and is rated at 175 amps continuous duty. Double pole switch also has #10-32 studs rated at 20 amps continuous duty.

ALL80156 Switch w/Decal (Single Pole)
ALL80157 Switch w/Decal (Double Pole)
ALL99045 Replacement Decal



ALL80156

Standard Duty Switch With Panel

Standard duty switch is pre-mounted in a 2-3/4" x 3-1/4" aluminum panel with bright screen printed graphics to indicate the on/off position. Switch has 3/8"-24 terminals and is rated at 175 amps continuous duty. Double pole switch also has #10-32 studs rated at 20 amps continuous duty.

ALL80158 Switch w/Panel (Single Pole)
ALL80159 Switch w/Panel (Double Pole)



ALL80158

Battery Disconnect Switch with Removable Key

Battery disconnect features a removable metal key allowing vehicle to be shut down in the event of an emergency or to secure vehicle when not in use. Disconnect is rated at 160 amps continuous duty and features two 3/8"-24 terminals for installing battery cables with ring terminals. Ideal for use in street cars as a theft deterrent.

ALL80152 Switch w/Decal
ALL80153 Switch w/Panel



ALL80153

Severe Duty Switch With Decal

Heavy duty switch mounts in a 3/4" hole in a panel up to 1/4" thick and include a decal to indicate on/off position. Switch has 1/2"-20 terminals, is rated at 300 amps continuous duty and is sealed to resist weather and help prevent internal corrosion. Double pole switch also has #10-32 studs rated at 20 amp continuous duty.

ALL80154 Switch w/Decal (Single Pole)
ALL80155 Switch w/Decal (Double Pole)
ALL99045 Replacement Decal



ALL80155

Battery Disconnect Panel

ALL80129

Aluminum panel is pre-drilled and labeled with on/off to easily identify the position of most standard battery disconnects. Panel features four 3/16" mounting holes and a 3/4" disconnect mounting hole.



WARNING: PROP. 65

The products on this page can expose you to lead, which is known to the State of California to cause cancer, birth defects or other reproductive harm. For more information, go to: www.P65Warnings.ca.gov



Mike Harrison



Zack VanderBeek

Street Performance Chevy Mini-Starter **ALL80525**

SB Chevy clockable starter has twelve mounting positions and is a good choice for street engines including crate motors. Starter has 1.4kw permanent magnet and weighs only 7.5 lbs. Clears most kickout oil pans and works with 153- and 168-tooth flywheels or flexplates. Use with compression ratios up to 10.5:1. Mounting bolts and shim kit included.



Replacement Parts

ALL80526 Starter Solenoid

ALL80527 Bolts And Shims

Chevy Mini-Starter **ALL80520**

It's smaller, lighter and offers several mounting options. Perfect starter for race cars with clearance problems in the chassis or around header pipes. Chevy 153- and 168-tooth applications. Starter has 1.4kw permanent magnet, weighs just 9.6 lbs. and includes bolts and shims.



Replacement Parts

ALL80521 Starter Solenoid


ALL80522 Starter Drive Assembly

ALL80523 Starter Pinion

ALL80524 Bolt And Shim Kit

Chevy Mini-Starter **ALL80515**

3HP high-torque gear reduction, block mount Chevy mini-starter. In-line mounting block will fit either 153- or 168-tooth flywheels and has rotation holes for added clearance. Mounting bolts and shim kit included.



GM LS Mini-Starter **ALL80516**

Block mount GM LS gear reduction mini-starter works with 168-tooth flywheels and provides increased starting performance over OE style starters. Starter features a 3-position mounting block which allows the starter motor to be rotated for additional clearance around exhaust and frame obstructions. A high torque, 3HP motor combined with 3.75:1 gear reduction is ideal for engines with up to 11:1 compression ratio. Mounting hardware and shims not included.



Replacement Part

ALL80521 Starter Solenoid

Heavy Duty Bert/Brinn Starter **ALL80532**

Heavy duty starter with a 3HP motor is designed to handle up to 16:1 compression engines.



Bert/Brinn Starter **ALL80530**

Bert/Brinn Starter can handle up to 16:1 compression. 4.4:1 gear reduction starter has a 1.4kw motor that produces 1.9 hp and 200 ft./lbs of torque.



Starter Cover **ALL26236**

Protective water repellent cover for the ALL80530 Bert/Brinn style starter helps prevent dirt and water from entering starter motor causing premature damage to starter. Nylon cover features an elastic band to fit tightly around starter body and a terminal window with openings for solenoid connections.



Universal Heat Wrap **ALL34238**

Heat resistant material measures 7" x 22", making it ideal for wrapping starter motor, or other components that are close to high heat areas. Wrap features a reflective material on one side to protect against radiant heat and includes two 24" long stainless steel tie wraps for securing material.



Starter Solenoid **ALL76203**

Ford-style solenoid is perfect for use with high torque racing starters. Flat base eases mounting, and a remote under-hood starter switch or timing light hook-up can be easily adapted. Solenoid is offered separately, or may be ordered with installation kit (ALL76202) that includes wiring, terminals and hardware.



Solenoid And Installation Kit **ALL76202**

Relocate starter solenoid away from direct engine heat to provide easy access and eliminate hot start problems common on General Motors vehicles. An under hood starter switch can also be added. Includes standard duty, Ford-style solenoid, mounting screws, terminals and wiring kit.



Related Part

ALL76201 Installation Kit Only

Solenoid Jumper Wires

Jumper wire completes the circuit to the starter solenoid when using remote mounted solenoids such as ALL76203.

ALL76208 Jumper Wire With Spade Terminal

ALL76209 Jumper Wire With Ring Terminal



Electrical Outlets

Universal outlets provide remote 110V connection when powering block heaters, tank heaters or other accessories mounted in a race car. Outlets accept standard three prong extension cords and mount directly into decking or to a chassis mounted bracket. ALL76432 and ALL76436 outlet kits are prewired with 5 feet of 14 AWG wiring.

- ALL76430** Outlet
- ALL76432** Outlet w/Wiring
- ALL76434** Covered Outlet
- ALL76436** Covered Outlet w/Wiring



ALL76436



ALL76432

Brackets For Electrical Outlet And Quick Disconnect

Steel bracket mounts to the chassis, providing a single convenient location to install an electrical outlet and a battery quick disconnect (ALL76320).



- ALL60352** Weld-On Bracket
- ALL60353** Bolt-On Bracket

Electrical Connectors Sold Separately



Battery Quick Disconnects

Disconnects provide a connection for battery charging, or for quick battery changes during a race. Prevent accidental reverse polarity. Choose from 50 or 175 amp ratings. Sold in pairs and include cable terminals.



- ALL76320** 50 Amp Gray Disconnects, 1 Pair
- ALL76322** 175 Amp Red Disconnects, 1 Pair

Replacement Parts

- ALL76321** 6 Gauge Terminals For ALL76320, 1 Pair
- ALL76323** 2 Gauge Terminals For ALL76322, 1 Pair

Related Items

- ALL76133** Solder Slugs For 6 Gauge Terminals 10pk
- ALL76131** Slug For 2 Gauge Terminals

Bracket For Quick Disconnects

ALL60350

Steel bracket mounts battery disconnect (ALL76320) to the bend on the underside of deck panels found on Late Models and Modifieds.



Quick Disconnect Covers

Covers install over the end of the quick disconnects to help prevent dirt and debris from entering the connections. Covers have a built in lanyard to keep the cover close to connector and for easy assembly.



- ALL76324** Cover For 50 Amp Quick Disconnect
- ALL76325** Cover For 175 Amp Quick Disconnect

Remote Starter Button

ALL76206

Remote button is helpful when performing valve lash maintenance if the ignition panel can't be reached. Leads are 60" long and come complete with gator clamps to connect to starter solenoid.



Quick Connect Battery Charging Posts

Two-piece, color-coded connectors make safe, out-of-car connection to battery charger quick and easy. Female ends have 1/2"-20 threaded studs that connect to battery cables and pass through a 5/8" hole in a panel up to 1/8" thick. Male ends of connectors fit on battery charger cables. Shafts are tapered for tight, secure connections.



- ALL76300** Red
- ALL76310** Black
- ALL76301** Red Female Connector Only
- ALL76302** Red Male Connector Only
- ALL76311** Black Female Connector Only
- ALL76312** Black Male Connector Only



Battery Charging Posts

Mount remote charging posts through a body panel for access to battery terminals and quick, easy, battery charging. Posts have 3/8" studs and have color coded caps for safety. Posts require a 1.25" mounting hole.

- ALL76139** Kit (1 Red And 1 Black)
- ALL76140** Red Post Only
- ALL76141** Black Post Only

Charging Post Bracket

ALL60064


Securely mount Allstar charging posts on vehicles where battery is not easily accessible. Pre-drilled holes allow quick mounting to frame or body. Double-D hole design positions posts close together, but provides enough room for charging or jumper cable clamps. Charging posts sold separately. (ALL76140 and ALL76141).



GM Single Wire Alternators

Completely remanufactured GM Delco single wire alternators are easily hooked-up. Housings are natural finish aluminum. Choose from 63 or 80 amp capacities.

- ALL80500** 63 Amp, Full Size, 10.3 Lbs.
- ALL80501** 80 Amp, Compact Size, 9 Lbs.



ALL80500

GM Single Wire Chrome Alternator ALL80505

Chrome finish, single wire GM alternator with aluminum housing has a 100 amp capacity.



Gauge Panels

Gauge panels are completely assembled, pre-wired, and include lighted mechanical gauges, warning indicator lights with senders to alert you of problems, detailed instructions and installation template. Select from panels fitted with Allstar, Auto Meter Sport-Comp or Pro-Comp liquid-filled 2-5/8" gauges. Panels are available in two, three, or four gauge configurations.

- Two-Gauge Panels Are 4-1/2" Tall x 7-1/4" Long. Gauges: Oil Pressure And Water Temperature
- Three-Gauge Panels Are 4-1/2" Tall x 10-1/2" Long. Gauges: Oil Pressure, Water Temperature And Oil Temperature Or Fuel Pressure
- Four-Gauge Panels Are 4-1/2" Tall x 13-3/4" Long. Gauges: Oil Pressure, Water Temperature, Oil Temperature And Fuel Pressure.

Note: Fuel pressure isolator such as Autometer ATM5282 or QuickCar QRP61-300 is always recommended when mounting a fuel pressure gauge inside vehicle.

Part No.	Description
Allstar	
ALL80090	2 Gauge Panel OP/WT
ALL80091	3 Gauge Panel OP/WT/OT
ALL80092	3 Gauge Panel OP/WT/FP
ALL80093	4 Gauge Panel OP/WT/OT/FP
Auto Meter Sport Comp	
ALL80110	2-Gauge (OP/WT)
ALL80113	3-Gauge (OP/WT/FP)
Auto Meter Pro-Comp (Liquid Filled)	
ALL80120	2-Gauge (OP/WT)
ALL80123	3-Gauge (OP/WT/FP)

Mechanical Gauges

Allstar Performance 2-5/8" mechanical gauges feature a full 270° sweeping needle, silver faced background, black bezel and are backlit for easy reading even during low light conditions. Perfect for building custom dash panels or when adding mechanical gauges to replace existing gauges or warning lights.

- ALL80095..... Oil Pressure Gauge 0-100 PSI
- ALL80096..... Water Temperature Gauge 140-280°F
- ALL80097..... Oil Temperature Gauge 140-340°F
- ALL80098..... Fuel Pressure Gauge 0-15 PSI
- ALL80099..... Volt Gauge 8-18V
- ALL99145..... Replacement Bulb, Socket And Pigtail

Gauge Kits

Kits include all the components of our popular gauge panels while offering the flexibility of installing gauges and warning lights into a custom dash or prefabricated dash panel. Kits feature 2-5/8" 270° sweeping mechanical gauges which are pre-wired with warning indicator lights and senders to alert you of problems.

- ALL80080..... 2 Gauge Kit OP/WT
- ALL80081..... 3 Gauge Kit OP/WT/OT
- ALL80082..... 3 Gauge Kit OP/WT/FP
- ALL80083..... 4 Gauge Kit OP/WT/OT/FP



NEW

LED Bulbs For Gauge Panels

ALL99147

LED bulbs offer a brighter lighting solution and will hold up much longer than standard incandescent bulbs on 16 volt systems. Bulbs replace standard 53 bulbs and fit gauge backlight and warning light sockets on all Allstar gauge panels. Package of 2.



Warning Lights

Warning lights or indicator lights inform the driver of a possible problem before major damage occurs when used with temperature or pressure switches. Lights snap into a 3/4" hole in material up to .065" thick. Lights have standard male blade electrical connections and are designed for 12V systems.

- ALL99062..... Amber Light
- ALL99063..... Blue Light
- ALL99064..... Green Light
- ALL99065..... Red Light



Temperature Switches

Temperature switches are commonly used to turn on indicator lights to warn the driver of a possible overheating condition. Switches complete a circuit to ground when the pre-set temperature is reached so they may also be used to control a relay for electric fans. Switches have male 1/2"-14NPT threads and a standard male blade electrical connector.

- ALL99057..... 235°F
- ALL99056..... 280°F



Pressure Switches

Pressure switches are commonly used to turn on indicator lights warning of a low pressure condition to help prevent engine damage. Switches complete a circuit to ground until the pre-set pressure is reached. Switches have male 1/8"-27NPT threads and a standard male blade electrical connector.

- ALL99058..... 4 PSI
- ALL99059..... 20 PSI



Water Pressure Warning Kit ALL80250

Warning kit senses pressure in the cooling system and alerts driver of a problem when coolant pressure drops below 4 PSI. In the event of coolant loss (i.e. blown radiator hose), the temperature gauge probe is no longer surrounded by coolant to detect the engine temperature. This will lead to a false temperature gauge reading and major engine damage.



Tel-Tac Mount ALL81332

Aluminum mount accepts Tel-Tac digital tachometers and recesses into a dash for clean finished look. Mount attaches to backside of dash with quick turn fasteners (buttons sold separately) for simple tachometer removal and installation.



Switch Panels

Designed with the racer in mind, panels feature well marked switches and indicator lights. Units are completely wired for easy installation and include detailed instructions. Choose from panels with standard or weatherproof switches.

Switch Panels With Standard Switches



- ALL80140** Panel Without Light
- ALL80141** Panel With Flip-Up Cover
- ALL80142** Panel With Light
- ALL80146** Panel With Two Switches
- ALL80150** Magneto Ignition Panel

Switch Panels With Weatherproof Switches



- ALL80160** Panel Without Light
- ALL80162** Switch Panel, One Switch, Panel With Light
- ALL80164** Switch Panel, Two Switch, Panel With Two Lights

Weatherproof Switch Panel

ALL80165

Compact three switch panel has sealed weatherproof toggle switches for use in open cockpit vehicles or when exposed to harsh conditions. Panel measures 2-1/2" tall x 4-5/8" wide and includes one momentary start switch, one ignition switch and one accessory switch. Switches are rated up to 20 amps and each circuit includes 60" of 14AWG wire for easy connections.



Fused Switch Panel

ALL80138

Universal 4" x 7" switch panel includes one momentary start switch, one fused ignition switch and four fused accessory switches. Ideal for many motorsports applications, this panel features separately fused and switched circuits for a variety of uses including electric fuel pumps, water pumps, cooling fans, brake duct fans, and lighting. Individual circuits are rated up to 20 amps and include pre-terminated pigtails for easy connection.



Spiral Corded Momentary Buttons

Buttons are designed for fast, consistent and reliable trans-brake release. Sealed spiral cord leads are ideal for steering wheel mounting or into a 5/8" hole. Momentary buttons may also be used in many other applications such as nitrous and line lock systems. 18" spiral cords stretch to approximately 5'.



ALL80180 Cord With Small Green Button

ALL80181 Cord With Large Red Button

Heavy Duty Toggle Switches

On/off, two-position toggle switches are used in Allstar Performance ignition panels. Rated up to 20 amps.

ALL80175 Standard Switch

ALL80176 Weatherproof Switch

ALL80177 Weatherproof Switch Momentary Start/Return To Off



ALL80176
ALL80177

Toggle Extensions

Toggle extensions increase the length of toggle switches in Allstar switch panels and other switches with a standard type end. Push-on extensions are 1-7/8" long, offered in red or black. Package of 2.



ALL80167 Red

ALL80168 Black

Toggle Switch Cover ALL99068

Cover fastens onto the front of most standard-length toggle switches to help seal out the elements. Cover features a molded-in brass nut to secure tight to the switch.



Starter Button ALL99069

This same momentary-on starter button used in Allstar Performance switch panels is a good alternative to a key style starter switch. Button mounts in a 5/8" hole and has #8 terminal mounting screws. Rubber boot threads on after installation to help seal out the elements.



Remote Starter Button Shroud Kits

Kit mounts a remote starter button directly to chassis tubing. Kit includes a shroud to help protect against accidental activation, tab, and starter button.

ALL60360 Welded Kit

ALL60361 Unwelded Kit



Indicator Lights

Indicator lights are used in Allstar Performance ignition panels to indicate when the ignition or an accessory is on. Lights may be used in a variety of other applications as needed. Lights snap into 1/2" holes in up to .065" thick material, have ring terminal connectors and are designed for 12V systems.



ALL99066 Red Indicator Light

ALL99146 Green Indicator Light

Street/Strip Distributors

These distributors are a great choice for street/strip applications. A performance distributor combined with the added benefit of an adjustable vacuum advance for street use. Simple three wire connection only requires a 12V power source and an external coil such as the ALL81232, which is designed specifically for ready to install distributors. The small bodied design is perfect for early muscle cars where firewall clearance is often a concern. CNC-machined 6061-T6 aluminum housing has a sealed upper support bearing and an extra-long lower bronze bushing for smooth operation and accurate timing at higher RPMs. Distributors include a molded cap and rotor with brass and stainless steel contacts, a vacuum advance lock out, a mechanical curve kit with advance springs and stop bushings, spark plug wire retainer cap with screws and instructions.

- ALL81222** Chevrolet V8*
- ALL81240** Ford V8 221-302
- ALL81242** Ford V8 351W
- ALL81244** Ford 351C, 400C/M, 429-460
- ALL81252** Ford V8 332-428 FE
- ALL81254** Pontiac V8 326-455

*Excluding 348-409 CID

Note: Distributors include melonized drive gears compatible with most flat tappet or hydraulic roller camshafts. If used with a mechanical roller camshaft, a bronze or other compatible gear should be used as recommended by cam manufacturer.

Replacement Parts



- ALL81224** Cap And Retainer (Chevrolet)
- ALL81226** Cap And Retainer (Ford)
- ALL81225** Rotor
- ALL81228** Magnetic Pick-Up
- ALL81229** Complete Module Assembly Chevrolet
- ALL81227** Complete Module Assembly Ford

High Output Coil **ALL81232**

High output coil is specifically designed for use with the high output inductive storage ignition module found in Allstar Performance Street/Strip series distributors. Delivering up to 40,000 volts, this coil has a male secondary tower which offers superior boot and terminal retention and brass primary terminals for maximum conductivity. Includes mounting hardware, ring terminals and high temperature silicone boot.



High Performance Distributors For Use With Ignition Box

This high performance distributor is an excellent choice for many types of motorsports. Requires an aftermarket ignition box (such as an MSD, Accel, Crane or Mallory) and an external coil such as ALL81230. Housing is CNC-machined 6061-T6 aluminum with an upper support bearing and an extra-long lower bronze bushing for smooth operation and accurate timing at higher RPMs. Distributor includes a molded cap and rotor with brass and stainless steel contacts, a mechanical curve kit with advance springs and stop bushings, manifold gasket, housing O-rings, spark plug wire retainer cap with screws and instructions.

- ALL81220** Chevrolet V8*
- ALL81216** Chevrolet V8* w/Vacuum Advance
- ALL81221** Chevrolet V8* w/Adjustable Collar
- ALL81218** Chevrolet V8* w/Adjustable Collar, Dual Pick-Up
- ALL81246** Ford V8 221-302
- ALL81248** Ford V8 351W
- ALL81250** Ford V8 351C, 400C/M, 429-460

*Excluding 348-409 CID

Note: Distributors include melonized drive gears compatible with most flat tappet or hydraulic roller camshafts. If used with a mechanical roller camshaft, a bronze or other compatible gear should be used as recommended by cam manufacturer.

Replacement Parts



- ALL81224** Cap And Retainer (Chevrolet)
- ALL81226** Cap And Retainer (Ford)
- ALL81225** Rotor
- ALL81228** Magnetic Pick-Up

CD Ignition Coil **ALL81230**

High output ignition coil is specifically designed for use with capacitive discharge ignition systems. 40,000 volt coil is recommended for use with Allstar Performance HP series distributors. Sturdy, high impact housing is epoxy filled to protect against vibration. Extruded aluminum bracket eases mounting. Mounting hardware, anti-vibration mounting pads, ring terminals and high temperature silicone boot are included.



Jeep/AMC 6 Cylinder Performance Distributor

ALL81255

Replace troublesome point or OE computer controlled distributors in most 3.8L and 4.2L engines with a more reliable electronic ignition distributor, plus an adjustable vacuum advance. Three wire connection requires only a 12v power source and an external coil such as the ALL81232 or ALL81234.



Chevy HEI Performance Distributors

Distributors have high output coils and adjustable vacuum advances, perfect for upgrading stock HEI distributors for higher RPM. Fit small and big block Chevy (except 348 and 409). Housings are CNC-machined 6061-T6 aluminum with an upper support bearing to provide accurate timing at higher RPM. Include snap-on spark plug wire retainer and instructions.

ALL81200 Distributor With Red Cap

ALL81202 Distributor With Black Cap



ALL81200

Replacement Parts



ALL81204

ALL81204 Distributor Cap, Red



ALL81212

ALL81205 Distributor Cap, Black



ALL81206

ALL81206 Distributor Rotor



ALL81207

ALL81207 Coil

ALL81208 Module

ALL81210 Coil Cover, Red

ALL81211 Coil Cover, Black

ALL81212 Wire Retainer, Red

ALL81213 Wire Retainer, Black



ALL81210



ALL81208

HEI Connectors

The proper connector when repairing or wiring HEI ignition systems.

Connectors have a built-in retaining clip same as originals to secure connector to ignition cap. The included pigtail wires are also the correct gauge for easy installation.

ALL81214 12V Ignition Connector

ALL81215 Tach Connector



ALL81214

HEI Advance Curve Kit

ALL81300

Advance kit fits all '74-79 GM HEI distributors except those that are computer controlled. Includes two weights, center plate, three sets of color-coded springs, two pairs of nylon bushings and complete instructions.



Chevy Distributor/Magneto Hold Down ALL27500

Aluminum hold down fits most after-market distributors and magnetos. An Allen head bolt prevents distributor from turning in the clamp so distributor can be removed and reinstalled without resetting the timing. Fits all Chevy V8 except 348-409. Will not fit Mallory magnetos.



Low Profile Chevy Distributor Hold Down ALL27505

Strong, steel hold-down clamp with gold iridite finish fits small and big block Chevy V8 and 90° Chevy V6. Flat design provides extra distributor clearance and easy access to hold down fastener. Stud and nut included.



Chevy Distributor Hold Down

Aluminum hold-down keeps distributor secured at high RPM. Fits small or big block Chevy V8 and 90° Chevy V6. Stainless steel stud, nut and washer are included. Choose blue, clear or red anodized.



ALL27502 Blue Chevy Distributor Hold Down

ALL27503 Clear Chevy Distributor Hold Down

ALL27504 Red Chevy Distributor Hold Down

Iron Distributor Gears

Melonized or Melonite coated gears are direct replacement for Allstar Performance and other stock and performance distributors. Iron gears are suitable for applications using high volume oil pumps.



ALL81308 0.491" Dia. Shaft Chevy V8

ALL81309 0.500" Dia. Shaft Chevy V8

Bronze Distributor Gears

When installing a steel billet roller camshaft, a bronze distributor gear must be installed in place of the original cast iron gear. Gears made of premium aluminum bronze offer high strength to withstand the stresses created by high pressure oil pumps. Roll pins are included.



ALL81310 0.491" Dia. Shaft

ALL81311 0.500" Dia. Shaft

ALL81315 Replacement Distributor Gear Roll Pin

Spark Plug Gap Tool ALL96515

Tool properly cradles the spark plug to consistently set plug gaps using a standard feeler gauge. Insert plug into holder, place desired thickness of feeler gauge between ground strap and electrode then gently turn the knob until feeler gauge is snug.



Spark Plug Gap Tool Kit

ALL96516

Spark plug gap tool quickly and accurately gaps 14mm threaded spark plugs. Thread spark plug into tool, place the correct size feeler gauge beneath the ground strap then tighten knob to set plug gap. Includes 17 different feeler gauge sizes .010" thru .035".



Spark Plug Index Shims

Stackable shims index spark plugs at 30° intervals up to 360°, properly positioning ground strap in cylinder head for increased power and clearance between spark plug and piston. Shims are intended for use with 14mm flat seat spark plugs only. Package of 24 shims contains 12 silver 60°, 12 black 90°, detailed instructions and dial chart.

ALL96505 Shim Kit, Standard O.D. (.800")

ALL96506 Shim Kit, Small O.D. (.720")*

*Shims are designed for close tolerance spark plug pockets such as those on ALL-PRO cylinder heads.



Spark Plug Indexing Tool **ALL96510**

Indexing positions the ground strap of the spark plug properly for best piston dome clearance and un-shrouds the electrode for a more even burn and possible gains of 5-15 horsepower. Works with flat gasket or taper seat 14mm spark plugs. Includes instructions.



Coil Wire Kits

Kit includes 36" of 8mm spiral core race wire, ends, connectors, and wire stripping/crimp tool.

ALL81380 Kit Without Slewing

ALL81381 Kit With Slewing



Coil Wires

Pre-terminated versions of our 8mm sleeved coil wires

found in our kits and sets feature ends for HEI tower style terminals. Often overlooked when performing maintenance or diagnosing a problem, coil wires are susceptible to damage or weakening over time.

ALL81382-12 12"

ALL81382-18 18"

ALL81382-24 24"

ALL81382-36 36"

ALL81382-42 42"



Spark Plug Race Wire Sets

Custom length SBC wire sets feature 8mm spiral core race wire with pre-terminated ends and universal coil wire. Sets feature shrink sleeved ends and cylinder identification numbers.

ALL81365 Set Without Slewing, Under Header

ALL81366 Set Without Slewing, Over Valve Cover

ALL81370 Set With Slewing, Under Header

ALL81371 Set With Slewing, Over Valve Cover



Universal Spark Plug Race Wire Sets

Universal length 8mm spiral core wire sets include a non-terminated end, ends and boots for a build to length option.

ALL81360 Set With 90° HEI Ends

ALL81361 Set With 135° HEI Ends



Spark Plug Boot Sleeves

Fiberglass braided sleeves are heat resistant to protect spark plug boots from header heat up to 1,200°F. 7-1/2" long sleeves slide over a variety of boots.

ALL34272 Natural, 8-Pack

ALL34273 Natural, 2-Pack

ALL34274 Black, 8-Pack

ALL34275 Black, 2-Pack



SB Chevy

Spark Plug Wire Loom Set **ALL81340**

Polished aluminum spark plug wire loom fits wires up to 9.5mm. Includes mounting hardware.

Engines with center bolt style valve covers require ALL81341 mounting kit. Package of 2.

Note: may not clear oil dipstick or exhaust manifolds on some later model engines with "log" style manifolds.



Related Item

ALL81341 Mounting Kit For Centerbolt Covers



Spark Plug Wire Separator Set **ALL81345**

Black plastic set will fit up to 9mm wires. Includes two of each 2-, 3- and 4-hole separators.



Spark Plug Wire Retainer

ALL81350


No more melted plug wires from hot exhaust. These aluminum retainers will neatly mount separated 4-wire sets to the front or rear of cylinder head. Package of 2.





CD Ignition Coil **ALL81230**

High output ignition coil is specifically designed for use with capacitive discharge ignition systems. 40,000 volt coil is recommended for use with Allstar Performance HP series distributors. Sturdy, high impact housing is epoxy filled to protect against vibration. Extruded aluminum bracket eases mounting. Mounting hardware, anti-vibration mounting pads, ring terminals and high temperature silicone boot are included.



High Output Coil **ALL81232**

High output coil is specifically designed for use with the high output inductive storage ignition module found in Allstar Performance Street/Strip series distributors. Delivering up to 40,000 volts, this coil has a male secondary tower which offers superior boot and terminal retention and brass primary terminals for maximum conductivity. Includes mounting hardware, ring terminals and high temperature silicone boot.



Canister Style Ignition Coil **ALL81234**

45,000 volt, oil filled coil for electronic breakerless ignitions has low primary resistance and 112:1 turn ratio for improved throttle response and more power at higher rpms. Coil fits all standard O.E.M. brackets or Allstar ALL81236 coil bracket.



Coil Mounting Bracket **ALL81324**

Aluminum canister style coil mounting bracket features a flat mount for securing to a flat panel or firewall. Bracket includes a tension screw to secure coil in bracket before mounting.



Universal Coil Mounting Bracket **ALL81326**

Universal bracket is an OE style bracket that mounts canister style coils to some popular V8 intake manifolds or may be used to mount coil to a flat panel or firewall. Bracket includes a tension screw to secure coil in bracket before mounting.



LS Ignition Coils



Direct replacement 40,000V coils are a good choice when upgrading the OE ignition system in high performance applications or when power adders are used. Sold each.

ALL81400 1997-05 LS1/LS6 (Delco D580)

ALL81401 1999-07 4.8/5.3/6.0L Truck (Round Style Delco D585)

ALL81402 1999-07 4.8/5.3/6.0L Truck (Square Style Delco D581)

ALL81403 2005-13 4.8/5.3/6.0/6.2/7.0L (Delco D510C/D514A)

LS Coil Mounting Brackets

ALL26212

OE style steel mounting brackets fit OE and fabricated valve covers with factory mounting bosses and have a black epoxy coated finish. Brackets are for use with Delco D580 Coils (ALL81400).



Remote Mount LS Coil Brackets

Designed for remote mounting LS Coils. Black anodized billet aluminum brackets come complete with stainless hardware and standoffs for easy removal.



ALL 26217

ALL26216 Fit Delco D580, LS1/LS6 Coils (ALL81400)

ALL26217 Fit Delco D581 and D510C, LS2,LS3,LS7 Coils (ALL81402 & ALL81403)


MSD/FAST Ignition Box Mount **ALL81330**

Box mount provides a quick release method for replacing MSD or FAST ignition boxes with 7-1/2" x 3-1/2" or 4-1/8" x 6-1/2" center to center mounting dimensions. Kit includes aluminum box mount, (4) quick turn fasteners, springs and 1/8" aluminum rivets.



LS Oil Pan Kits

Cast aluminum oil pan kits ease the installation of LS series engines into early production vehicles by providing additional clearance between the oil pan and frame crossmember. Kits include oil pan, pick-up tube, gaskets, and mounting hardware required for installation.



ALL26240

ALL26240 Natural
ALL26241 Black

6 Qt. Claimer Oil Pans And Pick-Ups

Small block Chevy pans have a 6 quart capacity and are 7" deep. Two swinging trap doors and a built in baffle provide consistent oil control. Oil pan fits pre-'86 blocks with 2-pc rear main seal.



ALL26132

ALL26132 L.H. (Driver's Side) Dipstick
ALL26133 R.H. (Passenger's Side) Dipstick
ALL26134 Pick-Up For Use With Standard Volume Pumps
ALL26135 Pick-Up For Use With High Volume Pumps

Magnetic Drain Plug **ALL87040**

Replacement plug for standard 1/2"-20 drain holes has a magnetic end to capture small particles in oil or to help identify a problem early.



Engine Diaper

ALL69011

Engine diaper will help contain engine oil and fragments if an engine failure occurs. Increase safety and reduce the chance of control loss due to debris on the racing surface. Diaper wraps around oil pan and secures to header bolts. Diaper is NHRA approved but is not designed for vehicles that require SFI approved diapers. Diaper features a sewn-in, non-replaceable oil absorbent pad and is 23" long x 12-1/2" high x 12" wide.



ALL99043



ALL99347

Replacement Parts

ALL99043 Replacement Tabs, 4-Pack
ALL99347 Replacement Buckle, 1 Set
ALL69013 Engine Diaper Pad, 22" x 30"

SB Chevy Rear Main Seal Adapters

Billet aluminum adapter allows installation of a two-piece style crankshaft seal and early (pre-1986) crankshaft into a 1986 and newer SB Chevy (pre-LS) engine. Adapters include mounting hardware. Alignment tool ALL26127 (sold separately), is recommended to ensure proper installation and centering of adapter plate.



ALL26125

ALL26126

ALL26127

ALL26125 Seal Adapter For Early (Pre-'86) Oil Pan
ALL26126 Seal Adapter For Late (86'-Up) Oil Pan
ALL26127 Alignment Tool


Balancing Plate **ALL26120**

Plate is installed between crankshaft flange and the flywheel allowing a popular internally balanced Chevy 350 flywheel to be used with an externally balanced 400 crankshaft. Note: These are not designed to be used with an automatic transmission flexplate.



Plastigage® Kit **ALL96475**

Plastigage strings are a simple and accurate way to verify crankshaft, main and rod bearing clearances. Kit includes two green .001" to .003" and one red .002" to .006" (12" long strings) individually packaged inside calibrated sleeves. Detailed instructions are included.



In-Line Oil Filter

Aluminum in-line oil filter includes a specially made hi-flow WIX brand filter element that has a 47-micron rating capable of flowing 30GPM. Filter features a CNC-machined clear anodized housing which is 7-3/4" long x 2-1/2" in diameter with removable o-ring sealed end caps for easy disassembly and cleaning.



Note: Not recommended for dirt racing applications, the high flow capacity of this filter will not stop small contaminants found in dirt racing.

ALL92040 -16AN Fittings
ALL92041 -12AN Fittings

Related Part

ALL92043 Replacement Filter Element

Oil Filter Cutter




ALL10538

Tool removes the outer shell of most spin-on style engine oil filters to inspect the filter material for contamination or debris.



Oil Filter Adapters

Oil filter adapters are OE style replacement mounts for securing oil filter to engine block or oil pan when rebuilding or replacing an engine

- ALL92000** 1968-96 SB Chevy Including LT1 and 1968-90 Gen IV BB Chevy Engines, Aluminum adapter with bypass valve bolts to block and has 13/16"-16 threads to accept oil filter.  
- ALL92001** Bolt kit for ALL92000
- ALL92004** Gen V and VI 1991-Up BB Chevy Engines, Adapter threads into block with 1"-12 threads and has 13/16"-16 threads to accept oil filter.
- ALL92005** 1997-2017 LS Series Engines Hex body adapter threads into oil pan.
- ALL92006** 1997-2017 LS Series Engines, Round body with internal hex adapter threads into oil pan.
- ALL92003** Fits Most SB Ford 302-351W Engines, Adapter threads into block with 1-1/16"-12 threads and has 3/4"-16 threads to accept oil filter. 


Chevy Billet Oil Filter Adapter

ALL92020

Billet aluminum adapter replaces the stock cast aluminum adapter and eliminates the bypass found in OE adapters. Adapter fits most 1968-96 SB Chevy and 1968-90 Gen IV BB Chevy engines, has 13/16"-16 threads for spin-on style oil filters and includes mounting hardware. 

Chevy Oil Filter

Sandwich Adapter **ALL92022**

Aluminum adapter installs in place of the OE style oil filter adapter, eliminating the bypass found in OE adapter and providing 1/2" NPT inlet and outlet ports for connecting an external oil cooler. Adapter lowers the oil filter 1-1/2" and directs oil first to the oil cooler and then through the filter before entering the engine. Adapter fits most 1968-96 SB Chevy and 1968-90 Gen IV BB Chevy engines, has 13/16"-16 threads for spin-on style oil filters and includes mounting hardware and o-rings. 


Chevy Remote Oil Filter

Adapter **ALL92025**


Aluminum adapter installs in place of the OE style oil filter adapter, providing 1/2" NPT inlet and outlet ports for connecting to an external oil filter mount. Adapter is commonly used when header clearance does not allow easy access to block mounted oil filter. Adapter fits most 1968-96 SB Chevy and 1968-90 Gen IV BB Chevy engines and includes mounting hardware and O-rings. 

Remote Oil Filter

Mount Kit **ALL92027**

Kit includes a machined billet aluminum mount for relocating an oil filter to a location that is easier to access and protected from possible damage. Mount features top mounted -12 ORB ports for easy connection and hose routing, a 1/8" NPT pressure port and multiple oil filter fittings. Fittings included are 3/4"-16, 13/16"-16, and 1-1/8"-16 for most popular 3-5/8" O.D. oil filters. 


Aluminum Oil Inlet Fittings

Aluminum fittings adapt NPT to the AN threads commonly used when connecting oil lines and for other applications. Length stated is overall length. ALL90045 features two additional 1/8" NPT ports commonly used when plumbing valve spring oilers. 

- ALL90048** 3/8" NPT to -10AN, 3" Long
- ALL90043** 1/2" NPT to -10AN, 3" Long
- ALL90044** 1/2" NPT to -12AN, 3" Long
- ALL90045** 1/2" NPT to -12AN, 3-1/2" Long (With 1/8" NPT Ports)

ALL90044 ALL90045

Inline Oil Temperature Tees


Install in the oil return line (pump-to-tank) to adapt a probe for an oil temperature gauge. All inline tees have 1/2" NPT threads for probe fittings and 1/4" holes for mounting. 

ALL90039

Also on pg. 134

- ALL90039** -8AN **NEW**
- ALL90040** -10AN
- ALL90041** -12AN
- ALL90042** -16AN

Reducer Fittings

Reducer fittings are an economical way to reduce the male AN thread size on items such as oil coolers and inline temperature T-fittings. 

- ALL90075** -10AN To -8AN
- ALL90076** -12AN To -10AN

1/8" NPT To 4AN Tall Fittings

Steel fittings allow easier access when plumbing oil pressure lines on many engine blocks. 

- ALL50004** Straight
- ALL50021** 90°

Engine Oil Pressure Primer Tank

ALL10535

Primer tank supplies initial oil to the oil pump in engines equipped with a crank driven oil pump. Fill primer tank with engine oil then apply compressed air to force the fluid throughout the engine via the oil pressure sender/switch port to pre-lube the entire engine, including the oil pump. Tank features fill cap with safety pressure release slot (sealed by O-ring), an easy to read pressure gauge and a quarter turn on/off supply valve. The oil supply line is a durable 90" long steel braided hose with -4AN ends and includes a fitting with male 1/8" - 27NPT threads. Adapter fittings sold separately.



SB Chevy Oil Restrictors

Oil restrictors reduce the amount of oil flow to the top of the engine, reducing the risk of evacuating the oil pan in continuous high rpm engines while allowing more oil to be directed to the main and rod bearings. Restrictors have a .055" I.D. hole and include two extra O-ring seals. Package of 2.



ALL90070 SB/BB Chevy, Aluminum With Hex Head

ALL90071 SB Chevy Bowtie Block, Steel With Allen Head

Note: Not recommended for hydraulic lifter engines.

Dart/Chevy SHP Oil Restrictors

Oil restrictors for use in Dart SB Chevy SHP blocks are specifically designed for the priority main oil system to reduce the amount of oil flow to the top of the engine, reducing the risk of evacuating the oil pan in continuous high rpm engines. Kit includes two restrictors, an extra O-ring and detailed installation instructions.




ALL90072 Restrictor Kit With .090" I.D. Hole

ALL90073 Restrictor Kit With .030" I.D. Hole

†Smaller port size may be modified as needed for preferred amount of oiling.

GM LS Oil Galley Plug

Galley plug commonly referred to as a "Barbell" are used by the factory to divert oil to the factory oil filter and prevent unfiltered oil from circulating through the engine. The original GM barbells are a nylon material that may become brittle over time and should be replaced when performing a rebuild or upgrades.



ALL90067 OE Style Nylon

ALL90068 Billet Aluminum

Immersion Heaters

Immersion style heater preheats oil in wet sump oil pan or dry sump tanks to reduce overall warm up time and improve lubrication during initial start up. 5/8" diameter stainless steel sleeve inserts into pan or tank and secures with a welded on 1/2"NPT brass screw-in fitting. 120-volt operation. These are not thermostatically controlled, units will continue to heat as long as they are plugged in.

ALL76415 4-3/4" Long Heater Element w/3' Long Cord, 400W

ALL76416 7-1/2" Long Heater Element w/12" Long Cord, 250W



Heating Pads

High temperature silicone heating pads externally preheat oil in wet sump oil pans, dry sump tanks and automatic transmission pans, reducing overall warm up time and improving lubrication during initial start up. 3" cord, 120-volt operation. These are not thermostatically controlled, units will continue to heat as long as they are plugged in.

ALL76420 2"x15", Self Adhesive Pad, 200W

ALL76422 5"x7", Self Adhesive Pad, 375W

ALL76424 6"x12", Velcro Strapped Pad For 6" O.D. Tanks, 435W

WARNING! Do not plug heater in without being installed on tank or metallic surface to absorb heat. Element heats up quickly and damage will result.



Oil Coolers - Flange Mount

Adding an oil cooler to a vehicle increases engine life and reduces engine operating temperature. Engine oil not only lubricates but also removes a large amount of heat from the engine. Top engine builders recommend and often require use of an oil cooler. Coolers have a 1/2"NPT female bung commonly used for connecting a temperature sending unit or similar accessories and have built in flanges for mounting to the deck underside of most Dirt Late Models, Modifieds or other vehicles that would benefit from use of an oil cooler.

ALL30146 Cooler With -10AN Fittings, 4" x 15" x 3-1/2" Tall For Most Wet Sump Systems

ALL30145 Cooler With -12AN Fittings, 8-3/4" x 15" x 3-1/2" Tall For Most Dry Sump Systems



Oil Cooler Scoops

Scoop mounts to the deck of most race cars above the oil cooler forcing air through the oil cooler to aid cooling. Black plastic scoop has a carbon fiber look and measures 11" x 7" with a 3" tall opening and approximately a 1" mounting lip.

ALL23228 Scoop With 7" Wide Opening

ALL23229 Scoop With 11" Wide Opening





Linear Engine Oil Coolers

Finned aluminum coolers have 3/4" NPT ends and T-slots for easy mounting.

- ALL30142** 3'
- ALL30143** 4'
- ALL30144** 5'



Sprint Car Dry Sump Tank Mounting Brackets

Mounting brackets are designed to mount 6" diameter tanks to the left front corner of standard small block Chevy engines. Commonly mounted with ALL38145 sprint motor plate, the upper bracket utilizes the water pump mounting holes and the lower bracket fastens to the early front engine mounting hole.

- ALL36092** Upper Tank Mount
- ALL36093** Lower Tank Mount



LS Lifter Valley Covers

Billet aluminum covers come complete with stainless hardware and O-ring. Black anodized.

- ALL90106** Gen III
- ALL90107** Gen IV/LSX



SB Chevy Lifter Valley Vents **ALL90065**

Lifter valley vents positively vent the crankcase and eliminate oil drain-through and windage losses. When used with valley screens, vents prevent damage from broken valvetrain components. Vents have 1/4" NPT threads and a 9/16" hex head to ease installation. Package of 8.



Mini Breather Tanks

Small capacity, aluminum tank will vent dry sump tank, transmission, or rear end. Tank measures 6-3/4" overall, features a 1/4" NPT bung on bottom for connecting a vent hose and includes a washable breather element. Tanks are offered with a clamp style bracket for mounting to chassis tubing, or a flat mount for mounting to a panel or firewall.

- ALL36140** Tank For 1-1/2" Dia. Tubing
- ALL36141** Tank For To 1-3/4" Dia. Tubing
- ALL36142** Tank With Flat Mount
- ALL36103** Replacement Filter



ALL36140

Breather Tanks

Aluminum breather tanks are 11-1/2" x 3", include mounting bracket, clamp on breather element, drain, and one or two 3/8" NPT bung(s). ALL36109 can vent two systems. Ideal for dry sumps and rear ends.

- ALL36108** Tank With One RH Bung
- ALL36117** Tank With One LH Bung
- ALL36109** Tank With Two Bungs



ALL36108

ALL36117

ALL36109


SB Chevy Fuel Pump Mount Plate **ALL40254**

O.E. style plate replaces lost or missing mounting plate required to mount mechanical style fuel pump to most small block Chevrolet engines. Clear zinc plated finish may also be painted to match original appearance. Mounting hardware included.



SB Chevy Fuel Pump Block Off Plate **ALL40255**

Plate covers mechanical fuel pump engine opening on most small block Chevrolets when omitting a mechanical style fuel pump. Plate is often used when converting to electric or belt driven fuel pumps. Clear zinc plated finish may also be painted.



Billet Aluminum Fuel Pump Block-Off Plates

CNC-machined billet aluminum plates cover the mechanical pump opening in the engine block and include a gasket and stainless steel fasteners.



ALL40306

ALL40305

Description	Blue	Clear	Red	Black
SB Chevy	ALL40300	ALL40301	ALL40302	ALL40306
BB Chevy, SB/BB Ford*, SB/BB Chrysler	ALL40303	ALL40304	ALL40305	ALL40307

*Will not fit Ford 351C, 351M-400.

LS Timing Cover Conversion Kit **ALL90090**

LS timing cover conversion kit adapts a standard small block Ford distributor into CT525 crate and LS series engines, allowing adjustment of timing and the mechanical advance curve and also provides an alternative to installing complete computer and fuel injection systems when placing a late model LS engine into an older street performance vehicle. Enjoy the performance and durability of the GM LS series engine with the simplicity and tune-ability of a distributor and carburetor. Kit includes all internal components and new timing cover for converting LS series engines to utilize a standard distributor ignition system and a carburetor with a belt driven or electric fuel pump.



SB Chevy Timing Cover **ALL90010**

Excellent replacement for distorted and leaky timing covers. Cover fits most popular standard small block Chevrolets.



Aluminum Timing Covers

Polished cast aluminum covers resist warping and leaking that is common with OE style stamped steel covers. Recessed mounting holes are designed for button head fasteners (ALL99390) for proper installation. Covers clear most double roller style timing chains.



ALL90008..... SB Chevy
ALL90009..... BB Chevy

Related Part
ALL99390..... Timing Cover Fasteners

Timing Cover Seals

Seal works with stamped steel or aluminum covers.

ALL87280..... SB Chevy
ALL87282..... BB Chevy



Pontiac Aluminum Timing Cover **ALL90019**

Cast aluminum cover with timing marks includes water pump backing plate and two coolant inserts. Fits most 1969-79 Pontiac V8 engine models including 350, 400 and 455.




SB Mopar Timing Cover **ALL90028**

Aluminum timing cover fits most SB Mopar "LA" series blocks with driver's side timing marks including 273, 318, 340, and 360 CID engines.



SB Ford 302/351 Replacement Timing Covers




New cast aluminum stock replacement timing covers are available in several styles.

ALL90014..... Early Style, With Fuel Pump Mounting Boss And Dipstick Tube Opening
ALL90015..... 1995 Mustang/1996-01 Explorer/Mountaineer Rev. Rotation With Short Water Pump
ALL90016..... 1983-89 Cars/Trucks/SUV's, With ECC Sensor Mount And Fuel Pump Mounting Boss
ALL90017..... 1985-94 Mustang With EFI
ALL90018..... 1987-96 Trucks With EFI Reverse Rotation

BB Ford Timing Cover **ALL90029**

Aluminum timing cover fits most 429-460cid engines. Cover has provisions for a dipstick tube and mechanical fuel pump for early applications. A dipstick tube plug and a fuel pump block off plate for use with later model fuel injected engines are included.





SB Chevy Billet Timing Covers (For Sprint Cars)

Machined billet aluminum timing cover is lightweight, durable and weighs over one lb. less than cast aluminum covers. Fits major brand oil pumps. Mounting hardware included.

ALL90080 Standard Cam
ALL90081 Raised Cam



Aluminum Cam Seal Plates

Aluminum cam seal plate provides a reliable seal and tight fit.



Part No.	Size	Color	Application
ALL90085	2.103"	Black	GM Small Block
ALL90086	2.253"	Gold	Rodeck Block w/1.875 Roller Cam Bearing
ALL90087	2.310"	Blue	Most Blocks w/50mm Roller Cam Bearing
ALL90088	2.382"	Silver	Dart Small Block, Aluminum
ALL90089	-	-	Replacement Cam Plate Seal

Chevy Cam Lock Plate And Bolts **ALL90060**

Kit includes camshaft retaining plate with locking tabs and three alloy steel, 150,000 PSI bolts. Fits all small and big block Chevs.



Cam Button Spacers

Buttons limit lateral movement of the camshaft in engines without cam thrust plates and reduce friction for "free" horsepower. Machining of the cam sprocket may be required.

ALL90050 SB Chevy Aluminum, Early With Flat Timing Cover
ALL90052 SB Chevy Aluminum, Late With Indented Cover
ALL90054 SB Chevy Roller Bearing
ALL90053 BB Chevy Aluminum
ALL90055 BB Chevy Steel, Roller Bearing



SB Chevy Cam Bearing Tool **ALL96470**



For installing cam bearings quickly and easily without damage. Shaft is steel; pilot and driver are aluminum.

Crankshaft Keys

Replace worn crankshaft keys for proper timing gear and dampener positioning.

ALL87030 Chevy Short, 2-Pack
ALL87032 Chevy Long
ALL87034 Chevy Vortec, LS1/LS2/LS6



SB Chevy Gear Drive Assemblies

Aluminum gear drive provides accurate cam timing and the ability to adjust valve timing without removing the oil pan. Aluminum frame features a built-in front oil pan gasket retainer and an idler gear cradle for accurate cam



timing throughout the RPM range. Gear drive are complete with cam, crankshaft and idler gears, needle bearing thrust kits, offset degree bushing kit, extra-long dowel pins and installation instructions. Gear drives are commonly used with ALL90080 and ALL90081 Billet Timing Covers or may be used with most stock-type covers such as the ALL90010 with slight modification.

ALL90000 ..Standard Cam Gear Drive
ALL90100 ...Raised Cam Gear Drive (+.391")

Replacement Parts

ALL90001 ..Cam Gear | **ALL90004** ..Cam Plate Shims, 10-Pk.
ALL90002 ..Crank Gear | **ALL90005** ..Cam Degree Bushing Set
ALL90003 ..Idler Gear | **ALL90007** ..Thrust Washer Set

SB Chevy Aluminum Crankshaft Hub **ALL90030**

Designed specifically for circle track racers, this SB Chevy aluminum crank hub is NOT a harmonic damper. Hub is significantly lighter than a harmonic balancer and dramatically reduces rotating weight for quicker acceleration off the turn. Hub has engraved timing marks at 0° and from 30°-42°, is 4-3/8" in diameter, features (3) 3/8"-16 accessory threads and weighs just one pound. Fits all internally balanced small block Chevy engines. Designed for internally balanced engines only and must be balanced with rotating assembly.



Related Part

ALL90031 Adjustable Aluminum Timing Pointer

ALL90031

Timing Pointers

Black anodized, billet aluminum timing pointers are adjustable to precise timing increments. Chevy pointers are designed for use with stamped steel covers; longer hardware will be required if using a cast aluminum cover.

ALL90023 SB Chevy 6-1/4" Dia. Balancers
ALL90020 SB Chevy 6-3/8" Dia. Balancers
ALL90021 SB Chevy 7" Dia. Balancers
ALL90024 SB Chevy 7-1/4" Dia. Balancers
ALL90025 SB Chevy 8" Dia. Balancers
ALL90026 BB Chevy 6-1/4" Dia. Balancers
ALL90022 BB Chevy 7" Dia. Balancers
ALL90027 BB Chevy 8" Dia. Balancers
ALL90034* ... SB Ford SVO B, 3/8" Bolt
ALL90035† ... SB Ford SVO C, 3/8" Bolt
ALL90036* ... SB Ford Stock B, 5/16" Bolt
ALL90037† ... SB Ford Stock C, 5/16" Bolt


*11-O'Clock Tab Position, Will Not Fit Cleveland Engines
†10-O'Clock Tab Position, Will Not Fit Cleveland Engines



ALL90020

SB Chevy Fabricated Aluminum Valve Covers

TIG-welded covers are lightweight with a thick rail for gasket support. Covers without tubes are perfect for custom modification and use on dry sump systems. 1-3/8" breathers sold separately.



ALL26171

- ALL26170** Standard Covers Without Tubes
- ALL26171** Standard Covers With Tubes
- ALL26172** Centerbolt Covers Without Tubes

Related Parts

- ALL36204** Non-Shielded Breather, 1-3/8"
- ALL36205** Shielded Breather, 1-3/8"

Chevy LS Fabricated Aluminum Valve Covers

Fabricated valve covers for most 1997-2005 LS1/LS6 engines feature a thick billet rail, an o-ring sealed threaded fill cap and include o-ring style gaskets and mounting bolts. Valve covers have an inside height of 2-1/4" to clear most aftermarket valvetrain. Coil mounting brackets sold separately.




ALL26211

- ALL26210** Valve Covers Without Coil Mount
- ALL26211** Valve Covers With Coil Mount
- ALL26212** Coil Mounting Brackets 1997-2005 LS1/LS6 Coils Steel Stamped Brackets for use with Delco D580 Coils (ALL 81400)

BB Chevy Fabricated Aluminum Valve Covers

TIG-welded valve covers with a thick billet rail are available with or without breather holes for custom modification such as vacuum pump fittings. Recessed bolt pockets and tall design to clear most aftermarket valvetrains. Hardware included.



ALL26177

- ALL26176** Valve Covers Without Holes
- ALL26177** Valve Covers With Holes

SB Chevy Cast Aluminum Valve Covers

Tall polished aluminum valve covers are sold in pairs, with two 1-3/8" baffled breather tubes on one cover. Breathers sold separately.



ALL26137


- ALL26137** Centerbolt Covers
- ALL26139** Standard Covers

Related Parts

- ALL36204** Non-Shielded Breather, 1-3/8"
- ALL36205** Shielded Breather, 1-3/8"

SB Chevy Steel Valve Covers

Steel small block Chevy valve covers are an excellent alternative to more expensive and heavier aluminum valve covers. Sold in pairs, one cover is solid without holes and one cover includes two fully welded, 1-1/2" baffled breather tubes for proper crankcase venting. Breathers sold separately.



ALL26147

- ALL26143** Raw Unpainted
- ALL26145** Yellow Zinc Plated
- ALL26147** Black Painted

Valve Cover Hold Down Nuts

Easily remove these hold down nuts with a 1/4" extension. The spring ball on your extension holds the nut in place, no wrench or socket needed! Package of 4.



- ALL26320** 1/4"-20 Coarse Thread Nuts
- ALL26322** 1/4"-28 Fine Thread Nuts

SB Chevy Cork Valve Cover Gaskets

Natural cork material gaskets conform to irregular castings to provide a leak free fit. Coated gaskets feature an additional layer of protection against leaking and are reusable. Gaskets are sold in pairs.



- ALL87210** 5/16" Thick
- ALL87212** 5/16" Thick with Steel Core
- ALL87214** 5/16" Thick with Steel Core (Coated)
- ALL87216** 3/16" Thick with Steel Core Centerbolt/Vortec (Coated)

SB Chevy Rubber Valve Cover Gaskets

ALL87215

Reusable rubber gaskets are 3/16" thick and feature a molded-in steel reinforcing layer to help gasket keep its shape and provide a leak free fit. Package of 2.



Crankcase Evacuation System

ALL34145

Reduce crankcase pressure for optimum piston ring seal, fewer oil leaks and better engine performance. System includes two of each: chrome plated push-in breathers, check valves, weld-in 3-1/2" long threaded pipe adapters, rubber breather grommets and four hose clamps. Evacuation hoses not included. Use with 5/8" diameter hose.



Replacement Parts

- ALL34146** Check Valve

Breathers

Shielded or non-shielded clamp-on breathers will fit valve cover tubes.

Non-Shielded

ALL36202 1-1/2"

ALL36204 1-3/8"

Shielded

ALL36203 1-1/2"

ALL36205 1-3/8"



Breather Sock **ALL36208**

The breather sock fits over standard 3" diameter, 2-1/2" tall valve cover breathers to help catch residual oil discharged from the engine through valve cover breathers. A practical alternative to wrapping dirty shop rags around valve cover breathers! Socks are easily cleaned with a mild detergent.



Breather Filters

Mesh filters add another layer of protection against dirt, dust and debris. Fits 3" diameter breathers typically used on valve covers, breather tanks and helmet systems.

ALL26227 Fits Non-Shielded Breathers

ALL26228 Fits Shielded Breathers



Breather Cover **ALL26232**

Water-repellent cover fits 3" diameter breathers commonly found on valve covers, breather tanks and helmet systems. Cover with drawstring fits both shielded and non-shielded breathers.



Large Fill Plug Kits

Kits include a weld-in bung and an easy grip O-ring cap with positive seal. Kits are often used as an inspection plug or a filler plug. Large fill plugs have a 3" opening. 3"-12 thread.

Kit With Aluminum Weld-In Bung

ALL36170 Silver Kit

ALL36171 Black Kit

ALL36172 Red Kit

ALL36173 Polished Kit

Kit With Steel Weld-In Bung

ALL36174 Silver Kit

ALL36175 Black Kit

ALL36176 Red Kit

ALL36177 Polished Kit



Small Fill Plug Kits

Kits include a weld-in or bolt-in bung and an easy grip O-ring cap with positive seal. Kits are often used as an inspection plug or a filler plug. Small fill plugs have a 1-3/8" opening with 1-1/2"-12 threads.

Kit With Aluminum Weld-In Bung

ALL36160 Silver Kit

ALL36164 Black Kit

ALL36165 Red Kit

ALL36166 Polished Kit

Kit With Steel Weld-In Bung

ALL36161 Silver Kit

ALL36167 Black Kit

ALL36168 Red Kit

ALL36169 Polished Kit

Kit With Aluminum Bolt-In Bung

ALL36180 Silver Kit

ALL36181 Black Kit

ALL36182 Red Kit

ALL36183 Polished Kit



Weld Bungs

Weld-on bungs are available in 6061 aluminum or mild steel and allow additional fittings to be added to radiators, or oil pans and building of custom tanks or other components.

Female NPT

Size	O.D.	Aluminum	Steel
1/8"-27NPT	3/4"	ALL50740	ALL50750
1/4"-18NPT	7/8"	ALL50741	ALL50751
3/8"-18NPT	1"	ALL50742	ALL50752
1/2"-14NPT	1-1/4"	ALL50743	ALL50753
3/4"-14NPT	1-3/8"	ALL50744	ALL50754
1"-11-1/2NPT	1-5/8"	ALL50745	—



Male AN

Size	Thread	Flange		Aluminum	Steel
		O.D.			
-4AN	7/16"-20	3/4"		ALL50760	ALL50770
-6AN	9/16"-18	7/8"		ALL50761	ALL50771
-8AN	3/4"-16	1"		ALL50762	ALL50772
-10AN	7/8"-14	1-1/8"		ALL50763	ALL50773
-12AN	1-1/16"-12	1-3/8"		ALL50764	ALL50774
-16AN	1-5/16"-12	1-5/8"		ALL50765	ALL50775
-20AN	1-5/8"-12	1-3/4"		ALL50766	ALL50776



Female AN ORB


Size	Thread	O.D.	Aluminum
-4AN	7/16"-20	3/4"	ALL50780
-6AN	9/16"-18	7/8"	ALL50781
-8AN	3/4"-16	1"	ALL50782
-10AN	7/8"-14	1-1/8"	ALL50783
-12AN	1-1/16"-12	1-3/8"	ALL50784
-16AN	1-5/16"-12	1-5/8"	ALL50785



LS Cylinder Head Bolt Kits

LS head bolt kits are direct replacement OE style Torque-to-yield (TTY) head bolts which make them ideal for use on stock and mild performance rebuilds. Follow OEM torque sequence and specifications for proper installation.

- ALL87004**.....1997-2003 Gen III
ALL87005..... 2004-06 Gen III (Fully-threaded)
ALL87006..... 2004-2019 Gen III & IV



Chevy Cylinder Head Bolts

Original equipment Grade 8 cylinder head bolts are ideal for stock or budget performance rebuilds.

- ALL87000**..... SB Chevy, 34-Pack
ALL87002..... BB Chevy, 32-Pack



Head Dowel Pin Kits

Dowel pins are an often overlooked item when performing a rebuild or upgrading cylinder heads. Dowel pins keep gaskets in position and properly align cylinder heads to the engine block. Kits include four pins.

- ALL87020**..... SB Chevy
ALL87026..... BB Chevy
ALL87024..... LS GM
ALL87028..... SB Ford



Port And Polish Kit

ALL11052

Kit includes an assortment of 60, 80 and 120 grit cartridge rolls for cleaning and modifying intake and exhaust ports to match gaskets, remove casting marks and for smoothing out runners. Two 1/4" mandrels are included with each kit.



Dykem Layout Fluid **ALL12070**

Apply layout fluid to the work surface to enhance visibility of scribes during fabrication. Blue fluid dries in minutes to a uniform, thin film without cracking or chipping. 4 oz. container has a built-in brush under cap. Not intended for use in set up of ring and pinion gear sets.



High Performance 11/32" Umbrella Valve Seals

ALL90235

High quality umbrella style seal moves with valve and deflects oil away from valve guide area. Seals have an O.D. of .750" to fit under most stock or larger diameter valve springs and a .580" I.D. to clear valve guides on most engines. Seals require no machining for installation. Set of 16.



High Performance PTFE Valve Seals

Seals have spring loaded wipers for maximum oil control. Machining is required for most installations. Set of 16.

- ALL90240**..... 11/32" Valve Seals, .620" Seal O.D., .531" Mach. Tool Guide O.D.
ALL90241..... 11/32" Valve Seals, .600" Seal O.D., .500" Mach. Tool Guide O.D.
ALL90242..... 3/8" Valve Seals, .620" Seal O.D., .531" Mach. Tool Guide O.D.
ALL90244..... 5/16" Valve Seals, .620" Seal O.D., .531" Mach. Tool Guide O.D.



Rocker Arm Nut Kits

Sets include 16 matched rocker arm nuts which are direct replacements for many stud girdles.

- ALL90206**..... SB Chevy 3/8"
ALL90207..... SB Chevy 7/16"
ALL90208..... BB Chevy 7/16"



SB Chevy Rocker Arm Stud Kit **ALL90230**

Grade 8, 3/8"-24 original equipment style studs require a 7/16"-14 tapped hole in the head. Studs have a 2.375" overall length. Package of 8.



SB Chevy Flat Pushrod Guide Plate **ALL90250**

Guide plates are designed for 5/16" hardened pushrods and stabilize valvetrains using high lift camshafts and high pressure valve springs. Package of 8.



Valve Lash Wrenches


Allstar valve lash wrenches save precious time and make valve adjustment easy. No more fumbling with two separate wrenches. Available for Jesel, T&D and other poly-lock style rocker assemblies.

- ALL96400**..... 7/16" Adjuster Wrench, 1/8" Allen Wrench, Jesel Assemblies
ALL96401..... 1/2" Adjuster Wrench, 3/16" Allen Wrench, T&D Assemblies
ALL96402..... 9/16" Adjuster Wrench, 3/16" And 7/32" Allen Wrenches, For Stud Girdle Assemblies
ALL96403..... 5/8" Adjuster Wrench, 3/16" And 7/32" Allen Wrenches, Poly Lock



Intake Manifold Bolt Kit **ALL87010**

Grade 8, 12-point flange clear zinc bolts are 3/8" x 1-1/8" long to fit small block Chevys and Chrysler "A" and "B" engines where clearance is insufficient for standard hex head bolts. Sets of 12 include stainless washers.



SB Chevy "Ram Horn" Exhaust Manifolds


ALL34200

"Ram Horn" manifolds have increased exhaust flow over traditional manifolds and added steering shaft clearance. Ideal for street rods and classes requiring cast iron exhaust manifolds. Sold in pairs.



SB Chevy Header Gaskets

Durable reinforced steel core and graphite composite gaskets remain soft and pliable to conform to header and head surfaces, providing an excellent, long lasting seal. Sold each.



- ALL87260** 1-5/8" Square Port (Stock)
- ALL87262** 1-3/4" D-Port (Standard)
- ALL87264** Spread Port (Staggered Bolt Pattern)
- ALL87266** Crate Engines (Non LS/Fast Burn)
- ALL87268** LS Series Engines (Excluding LS7)

Electric Exhaust Cutouts

Eliminate the need to manually uncap the exhaust. 12V Electric cut out bolts to a standard 3-bolt collector flange and uses a powerful geared motor to open and close a butterfly valve to direct exhaust. Sold each.



- ALL34230** 3" Collector Pattern (3-7/8" B.C.)
- ALL34231** 2-1/2" Collector Pattern (3-1/2" B.C.)

IMPORTANT! ALL34232 or ALL34233 harness (sold separately) is required for proper operation.

Related Parts

- ALL34232** Single System Harness
- ALL34233** Dual System Harness



O₂ Sensor Plug And Bung

Hard-to-find O₂ sensor fittings work in a variety of uses.

- ALL34150** 18mm Sensor Plug
- ALL34152** 18mm Sensor Bung, Angled
- ALL34153** 18mm Sensor Bung, Straight



Swivel Exhaust Hanger **ALL34220**

Hanger swivels horizontally and vertically to simplify mounting in any position. Bolt or weld to chassis to support additional weight of mufflers, turndowns, etc. Steel strapping is 1/8" thick.



Header Wrap

Reduce under hood temperature while containing header tube heat for increased power. Fiberglass woven wrap is available in natural or black rolls.



1" Wide Rolls

- ALL34240** Natural 15'
- ALL34241** Natural 25'
- ALL34242** Natural 50'
- ALL34243** Natural 100'
- ALL34250** Black 15'
- ALL34251** Black 25'
- ALL34252** Black 50'
- ALL34253** Black 100'

2" Wide Rolls

- ALL34244** Natural 15'
- ALL34245** Natural 25'
- ALL34246** Natural 50'
- ALL34247** Natural 100'
- ALL34254** Black 15'
- ALL34255** Black 25'
- ALL34256** Black 50'
- ALL34257** Black 100'

Stainless Steel Cable Ties


- ALL34262** 7-1/2" Long, Package of 8
- ALL34264** 14-1/2" Long, Package of 4



Universal Heat Wrap

ALL34238

Heat resistant material measures 7" x 22", making it ideal for wrapping starter motor, or other components that are close to high heat areas. Wrap features a reflective material on one side to protect against radiant heat and includes two 24" long stainless steel tie wraps for securing material.



Replacement Part

- ALL34266** 24" Stainless Steel Ladder Ties, 2-Pack

Exhaust Shields


Aluminum shields protect body panels from exhaust exiting through the passenger door and provide a clean, finished look from the outside, simplifying exhaust routing. Round shield I.D. is 6", commonly used for exiting one 5" diameter exhaust pipe. Oval shield I.D. is 5" x 9", commonly used for exiting two 3-1/2" diameter exhaust pipes.



- ALL34180** Round Flange, 55 Degrees To Door
- ALL34181** Round Flange, 90 Degrees To Door
- ALL34182** Oval Flange, 55 Degrees To Door
- ALL34183** Oval Flange, 90 Degrees To Door

Header Tab Kits

Weld to headers to hold slip-on collectors in place or use to retain primary tubes on adjustable headers. Kit includes two pairs of tabs, two bolts and two hex nuts. Two tabs are recommended to secure each collector. Tabs are .085" thick.

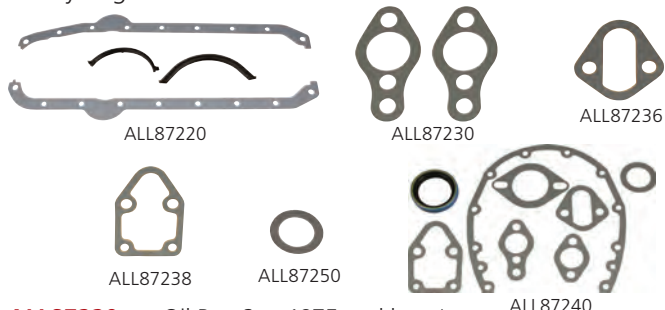


- ALL60039** 3/4" Tall Tabs x 1-1/2" Long (When Combined 2-1/2" Long), 2-Pack
- ALL60040** 1" Tall Tabs x 2-1/2" Long (When Combined 4" Long), 2-Pack



SB Chevy Gaskets

Popular gaskets and gasket sets for most 1955 to 1985 SB Chevy engines.



- ALL87220** Oil Pan Set, 1975 and later*
- ALL87240** Front Of Engine Set
- ALL87230** Water Pump To Block
- ALL87230-10** .. Water Pump To Block 10-Pack
- ALL87231** Thermostat Housing
- ALL87231-10** .. Thermostat Housing 10-Pack
- ALL87236** Fuel Pump
- ALL87236-10** .. Fuel Pump 10-Pack
- ALL87238** Fuel Pump Plate
- ALL87238-10** .. Fuel Pump Plate 10-Pack
- ALL87250** Distributor Gasket
- ALL87250-10** .. Distributor Gasket 10-Pack

*This set only includes the thick front oil pan seal which is designed for 1975 and later engines and most aftermarket pans.

Carburetor Gaskets




- ALL87200** 4150 Open
- ALL87202** 4150 4-Hole
- ALL87204** 4412 2-Hole, 2bbl.
- ALL87206** 4500 Open, Dominator

Air Cleaner Gasket

ALL87207

OE style composite gasket fits most popular carburetors with 5-1/8" neck. Gasket seals air cleaner base to carburetor neck helping prevent dirt and moisture from entering carburetors.



Engine Cover **ALL26234**

Water-repellent cover with bottom draw string is perfect for storage or transportation. 32" long x 23" wide x 28" tall.



Fogging Oil **ALL78220**

Spray aerosol lubricant (with special additives) into the intake and spark plug holes to coat and lubricate the cylinders, valves and valve seats. Prevents horsepower-robbing corrosion and eliminates scuffing at start-up after periods of storage. May be used in all 2- or 4-cycle, carbureted or fuel injected gasoline engines in cars, trucks, motorhomes, ATV's, etc. Sold in a 12 oz. can.



Ground Shipment Only

Chevy Aluminum Exhaust Block Off Plates



Aluminum block off plates seal exhaust ports during engine storage or repairs. Plates help protect against moisture, dust and dirt.

- ALL34212** SB Chevy
- ALL34214** SB Chevy Spread Port
- ALL34218** LS **NEW**
- ALL34219** BB Chevy **NEW**

SB Chevy Plastic Exhaust Block Off Plates

One-piece design 1/4" thick block off plates seal exhaust ports during engine storage or repairs. Plates protect against moisture, dust and dirt. Sold in pairs.



- ALL34213** Standard 23°
- ALL34215** Spread Port And Dart (Excluding 23°)
- ALL34217** SB2



Nick Allen



Engine Cradles

Engine cradles are available in standard duty or heavy duty, both with provisions for mounting wheels and are made of 1" square tubing with black powder coating. All cradles are for V8 engines, include Grade 5 fasteners and may be easily disassembled for storage. Standard duty cradles accept wheel kits with 3/8" studs. Heavy duty cradles accept wheel kits with 1/2" studs. Wheel kits sold separately.



Accepts Bolt-On Wheel Kits

SB/BB Chevy Economy Engine Cradle

ALL10171

Cradle is great for storing or transporting engines safely. Designed to fit small and big block Chevrolet engines, cradle is fully welded from 1" square tubing and powder coated black. Cradle has provisions for mounting our standard duty wheel kits with 3/8" wheel studs.



Standard Duty Cradles

- ALL10130**..... SB and BB Chevy
- ALL10138**..... GM LS Series
- ALL10145**..... SB Ford**
- ALL10147**..... SB Ford Modular/Coyote
- ALL10150**..... SB Mopar
- ALL10151**..... Hemi (5.7 And 6.1)



Standard Duty Wheel Mount

Heavy Duty Cradles

- ALL10132**..... SB and BB Chevy
- ALL10139**..... GM LS Series
- ALL10142**..... Oldsmobile
- ALL10144**..... Pontiac
- ALL10148**..... SB Ford**
- ALL10149**..... SB Ford Modular/Coyote
- ALL10152**..... SB Mopar
- ALL10154**..... BB Ford
- ALL10156**..... BB Mopar



Heavy Duty Wheel Mount

**Designed to work with stock and most aftermarket blocks including Dart, World, and Ford Boss with ribbed engine mount bosses and bulged water jackets.

SB Chevy 2-Piece Engine Stand

ALL10157

Two-piece engine stand constructed from 1" x 2" steel tubing is specially designed to clear most oversized dry sump oil pans with up to a 9" deep sump. Stand includes six 3/8" x 1" grade 5 bolts and accepts wheel kits with 3/8" studs.



Engine Lift Plate **ALL10123**

Ease engine swaps with the Allstar engine lift plate. Bolts to manifold in place of carburetor. Yellow zinc coated plate fits standard Holley 4150/4160 and 4500 Dominator, Rochester Quadrajet, Carter, Motorcraft, Edelbrock, Edelbrock Q-Jet and Carter AFB carburetors.



Caster Wheel Kits

Caster wheel kits may be mounted to most Allstar engine cradles or used when building projects around the shop. Kits include four caster wheels, locking wheel kits include two locking casters.



Standard Duty Caster

Castors are rated at 125lbs per wheel and feature a 3/8"-16 x 1-1/4" mounting stud.

- ALL10162**..... 3" Wheel Kit
- ALL10163**..... 3" Wheel Kit Locking

Heavy Duty Caster

Castors are rated at 300lbs per wheel and feature a 1/2"-13 x 1" mounting stud.

- ALL10164**..... 3" Wheel Kit
- ALL10165**..... 3" Wheel Kit Locking
- ALL10166**..... 5" Wheel Kit

SB/BB Chevy Engine Cradle **ALL10172**

A quality cradle for small block and big block Chevrolet engines. Casters included.



Brian Ruhlman

Sprint Engine Cradle **ALL10159**

Cradle bolts to most stock type and aftermarket SB Chevy blocks, including narrow pattern lightweight and standard bell housing bolt patterns. Slotted front mounts accept most frame width engine mounts. Provisions for standard wheel kits are positioned to support complete engines with attached radiators.



Engine Lift Handles **ALL10136**

Need to move a spare motor when an engine hoist isn't the solution? These machined aluminum 4" long sure grip handles will thread into any engine block or cylinder head with 3/8"-16 coarse thread holes. Package of 4.



Bellhousing Dowel Pins

Steel dowel pins are approximately 1/2" longer than stock pins and are required when running an engine mid-plate, rear motor mounts or an aftermarket bellhousing. Pins fit most GM blocks and are sold in pairs.



ALL38150 Solid Pins
ALL38152 Hollow Pins

Motor Plates

Motor plates are used to replace the front motor mounts allowing relocation of the engine in the chassis, including lowering or when moving the engine back in the chassis. Plates prevent engine movement and reinforce the front suspension for better handling and increased reaction times. Fabricated from 1/4" thick 6061-T6 aluminum, motor plates are often trimmed to fit the chassis or frame mounts. Plates are machined for a perfect fit to mount between the water pump and engine block.



ALL38120 SB Chevy 10" x 36"
ALL38124 BB Chevy 12" x 36"

Universal Dragster Front Motor Plates

Universal width motor plate includes separate frame saddles for the motor plate to rest on allowing installation of engine into any width dragster style chassis. Saddles feature machined flats which allow the engine plate to rest directly on the saddle securing the motor plate between the saddle and the existing frame mounting tab. Motor plate is 1/4" thick and includes saddles for chassis up to 1-3/8" in diameter. Note: Drilling will be required to fasten saddles and motor plate to existing frame mounts once plate is positioned on frame.



ALL38142 SBC
ALL38143 BBC

Universal Engine Mid-Plates

Universal plates are positioned between the engine and transmission to provide a mid-engine mounting location and help stiffen the chassis. These mid plates



are great for drag racing and street cars, allowing easier engine or transmission removal, and installation of engine/transmission into almost any chassis. Plates fit most GM V8 applications and measure 15"H x 29"W.

ALL38121 Steel (.090")
ALL38122 Aluminum (.250")

Engine Mid-Plate

ALL38132

An engine mid-plate locates between the engine block and transmission to



provide a center mounting point in a fabricated chassis. Plate is 1/4" thick 6061 aluminum, black powder coated and profiled to keep weight at a minimum without compromising strength or durability. Mid-plate features multiple mounting holes spaced 1/2" apart and a 5/8" offset to work with many different chassis.

CT525 Motor Mounts

ALL38085

Steel mounts allow a CT525 crate or other LS series engine to fit in most circle track cars. Slots are 1" wide and can be used in standard or 1" setback locations. Sold as a pair.



Johnny Scott

Standard Chevy Front Motor Mounts

Mounts are designed for fabricated chassis or stock chassis that have fabricated motor mounts attached to the frame. Solid style mounts bolt in place of stock motor mounts on standard Chevy engines and features a frame mounting hole that is centered on the original mounting location. Frame mounting holes are designed for 1/2" fasteners and slotted for a universal fit in many applications. Sold each.

ALL38100 Steel

ALL38098 Aluminum



ALL38100

Offset Chevy Front Motor Mounts

Mounts are designed for fabricated chassis or stock chassis that have fabricated motor mounts attached to the frame. Solid style mounts bolt in place of stock motor mounts on standard Chevy engines and features a frame mounting hole that is offset to the original mounting location. Frame mounting holes are designed for 1/2" fasteners and slotted for a universal fit in many applications. Sold in pairs.

ALL38108 1" Offset

ALL38109 2" Offset

ALL38110 3-3/8" Offset



ALL38109

Chevy Rear Motor Mounts

Solid style mounts bolt between the engine and transmission of most Chevy V8's creating a middle support. Unwelded version allows tab to be installed in any location. Commonly used with solid front motor mounts. Extended bellhousing dowel pins recommended, extended pilot bearings or other spacers may be required.

ALL38101 Welded

ALL38102 Unwelded Universal Kit



ALL38101

Chevy Raised Motor Mounts

Use these mounts to raise the engine in the chassis instead of spacers and longer bolts. Use when changing from a dry sump to a wet sump engine or when extra clearance is required. 1" or 1-1/2" raised steel mounts are 1/4" thick and slotted for easy installation. Mounts are sold each.

ALL38060 Front, Raised 1"

ALL38061 Front, Raised 1-1/2"

ALL38064 Rear, Raised 1"

ALL38065 Rear, Raised 1-1/2"



ALL38065



ALL38061

Ford Motor Mounts

Steel mounts have been updated and now fit the newer and original 302-351W small blocks. Sold in pairs.

ALL38112 Rear Motor Mounts

ALL38113 Front Motor Mounts



ALL38113

GM Motor Mount Kit

ALL38082

Bolt-in steel mounts for GM metric chassis bolt to crossmember and accept Allstar steel motor mounts (ALL38100). A "captured" 1/2"-13 nut eases engine installation. Sold in pairs.



Motor Mount Spacers

Aluminum spacers are profiled for weight reduction and are 1-1/2" O.D. x 1/2" I.D. Use with pedestal style engine mounts. Sold each.

ALL18620 1/4"

ALL18621 1/2"

ALL18622 1"

ALL18623 1-1/2"

ALL18624 2"



High Vibration Motor Mount Spacer Kit (Big Bar Soft Spring Cars)

ALL18626


Ever wonder what happens to many race car components when you continually bottom out your chassis? Spacers are made from a unique material that won't let your engine vibrate around under normal conditions yet will give some when you bottom out, making life a little easier on your engine and driveline components. Spacers are 1/4" thick, 1-1/2" O.D. with a 1/2" hole. Set of two.



LS Motor Mount Adapters

ALL38084


Adapters allow bolting an early GM 3-bolt motor mount to the late model LS style block with a 4-bolt pattern. Adapters place the early mount in approximately the same location as found on the original SB/BB Chevy engines and also features optional holes for moving the engine forward up to 2-1/4" for additional firewall clearance. Sold in pairs and includes mounting hardware.



Chevy Solid Motor Mount

ALL38080

Solid motor mount is 1/4" thick steel and replaces stock Chevy rubber mount to eliminate torque loss and prevent engine movement. Sold each.





Chevy Motor Mount Pads **ALL38090**

Steel pads are 1/4" thick and traditionally used as shims to gain extra oil pan or header clearance. May also be used for building custom motor mounts or engine stands. Sold in pairs.



GM Motor Mount **ALL38114**

Replacement stock mount for most GM engines. Mount bolts to chassis.

Fits:

1970-88 Monte Carlo	1973-87 Cutlass
1970-87 El Camino	1974-83 Malibu
1971-92 Camaro	1970-79 Nova
1977-87 Regal	1970-85 Impala
1970-73 Chevelle	



GM Motor Mount **ALL38115**

Replacement stock mount for most GM V-6 engines. Mount bolts to chassis. Designed to work with metal shell type mount bolt to engine.



Ford Motor Mount **ALL38116**

Replacement rubber mount for Allstar Ford Ranger V8 conversion kit. Mount bolts to the engine.



Brian Shaw



Justin Pauley

Chevrolet/GM V8 Engine Conversion Kits

Conversion kits are a good starting point when installing a small block Chevy/TH350 transmission combination into most 1982-up S-10, S-15, Jimmy or Blazer. Additional components and fabrication will be required depending on engine and application.

ALL38250 2WD Conversion Kit Includes:

- Engine Mount Set
- Headers
- Engine Mounts

ALL38251 2WD Conversion Kit Includes:

- Engine Mount Set
- Headers
- Engine Mounts
- Radiator



ALL38251

Ford V8 Engine Conversion Kit **ALL38200**

Conversion kits are a good starting point when installing a 289/302 with a C-4 transmission combination into a 1982-97 2WD Ranger. Additional components and fabrication will be required, depending on engine and application.

Kit Includes:

- Engine Mount Adapter Set
- Oil Pump Pick-Up Tube
- Filter Adapter
- Engine Mounts
- Radiator
- Oil Pan
- Headers





3/16" Small Head Economy Rivets

Small head rivets have a 3/8" O.D. head and packaged 250 per box.

Color	Steel Mandrel	Aluminum Mandrel	Grip Range
Silver	ALL18000	ALL18040	1/4" To 3/8"
White	ALL18001	—	1/4" To 3/8"
Red	ALL18002	—	1/4" To 3/8"
Black	ALL18003	—	1/4" To 3/8"
Blue	ALL18004	—	1/4" To 3/8"
Orange	ALL18005	—	1/4" To 3/8"
Yellow	ALL18006	—	1/4" To 3/8"
Silver	ALL18020	—	5/8" To 3/4"
White	ALL18021	—	5/8" To 3/4"
Red	ALL18022	—	5/8" To 3/4"
Black	ALL18023	—	5/8" To 3/4"



3/16" Small Head Rivets

Small head rivets have a 3/8" O.D. head and packaged 250 per box.

Color	Steel Mandrel	Aluminum Mandrel	Grip Range
Silver	ALL18101	ALL18107	1/8" To 1/4"
Silver	ALL18103	ALL18109	1/4" To 3/8"
Silver	ALL18105	—	3/8" To 1/2"
White	ALL18114	ALL18116	1/4" To 3/8"
Red	ALL18120	ALL18122	1/4" To 3/8"
Black	ALL18126	ALL18128	1/4" To 3/8"
Pepsi Blue	ALL18132	—	1/4" To 3/8"
Chevron Blue	ALL18134	ALL18135	1/4" To 3/8"
Orange	ALL18136	ALL18137	1/4" To 3/8"
Yellow	ALL18138	ALL18139	1/4" To 3/8"



3/16" Large Head Economy Rivets

Large head rivets have a 5/8" O.D. head and packaged 250 per box unless otherwise noted.

Color	Steel Mandrel	Aluminum Mandrel	Grip Range
Silver	ALL18010	ALL18050	1/4" To 3/8"
White	ALL18011	ALL18051	1/4" To 3/8"
Red	ALL18012	ALL18052	1/4" To 3/8"
Black	ALL18013	ALL18053	1/4" To 3/8"
Blue	ALL18014	ALL18054	1/4" To 3/8"
Orange	ALL18015	—	1/4" To 3/8"
Yellow	ALL18016	ALL18056	1/4" To 3/8"
Silver	ALL18030 [†]	—	5/8" To 3/4"
White	ALL18031 [†]	—	5/8" To 3/4"
Red	ALL18032 [†]	—	5/8" To 3/4"
Black	ALL18033 [†]	—	5/8" To 3/4"

[†]Contain 200pcs.



3/16" Large Head Rivets

Large head rivets have a 5/8" O.D. head and packaged 250 per box.

Color	Steel Mandrel	Aluminum Mandrel	Grip Range
Silver	ALL18141	ALL18149	1/8" To 1/4"
Silver	ALL18143	ALL18151	1/4" To 3/8"
Silver	ALL18145 [†]	—	3/8" To 1/2"
Silver	ALL18147	ALL18153	3/8" To 1/2"
White	ALL18156	ALL18158	1/4" To 3/8"
Red	ALL18162	ALL18164	1/4" To 3/8"
Black	ALL18168	ALL18170	1/4" To 3/8"
Pepsi Blue	ALL18174	ALL18175	1/4" To 3/8"
Chevron Blue	ALL18176	ALL18177	1/4" To 3/8"
Orange	ALL18178	—	1/4" To 3/8"
Yellow	ALL18180	ALL18181	1/4" To 3/8"

[†]Box of 3,000 rivets



3/16" Multi Grip Rivets

Multi grip style rivets have a ribbed body that draws panels together tighter than standard smooth body rivets. Select proper grip range and use with 13/64" drill bit for best results. Box of 250.

Color	Steel Mandrel	Aluminum Mandrel	Head Size	Grip Range
Silver	ALL18110	—	Sm. (3/8")	3/16" To 3/8"
Silver	ALL18090	ALL18070	Med. (1/2")	1/16" To 3/8"
Silver	ALL18086	ALL18074	Med. (1/2")	1/16" To 5/8"
Silver	ALL18094	—	Lg. (9/16")	1/16" To 3/8"
Silver	ALL18093	—	Lg. (9/16")	1/16" To 3/4"
White	ALL18092	—	Med. (1/2")	1/16" To 3/8"
White	ALL18096	—	Lg. (9/16")	1/16" To 3/8"
Black	ALL18091	ALL18071	Med. (1/2")	1/16" To 3/8"
Black	ALL18087	ALL18075	Med. (1/2")	1/16" To 5/8"
Black	ALL18095	—	Lg. (9/16")	1/16" To 3/8"
Black	ALL18097	—	Lg. (9/16")	1/16" To 3/4"



3/16" Tri-Fold Rivets

Tri-fold rivets have a perforated body that opens and expands to create a large backside surface area, eliminating the need for backer washers. Use a 13/64" drill bit for best results. Box of 250.

Color	Steel Mandrel	Aluminum Mandrel	Head Size	Grip Range
Silver	—	ALL18184	Sm. (3/8")	1/8" To 3/8"
Silver	—	ALL18183	Med. (1/2")	1/8" To 3/8"
Silver	ALL18185	—	Med. (1/2")	1/8" To 1/2"
Silver	—	ALL18060	Lg. (5/8")	1/8" To 3/8"
White	—	ALL18080	Sm. (3/8")	1/8" To 3/8"
White	—	ALL18188	Med. (1/2")	1/8" To 3/8"
White	—	ALL18061	Lg. (5/8")	1/8" To 3/8"
Red	—	ALL18081	Sm. (3/8")	1/8" To 3/8"
Red	—	ALL18189	Med. (1/2")	1/8" To 3/8"
Red	—	ALL18062	Lg. (5/8")	1/8" To 3/8"
Black	—	ALL18082	Sm. (3/8")	1/8" To 3/8"
Black	—	ALL18187	Med. (1/2")	1/8" To 3/8"
Black	—	ALL18063	Lg. (5/8")	1/8" To 3/8"
Chevron Blue	—	ALL18083	Sm. (3/8")	1/8" To 3/8"
Orange	—	ALL18084	Sm. (3/8")	1/8" To 3/8"
Yellow	—	ALL18085	Sm. (3/8")	1/8" To 3/8"



Cleco Pin Fastener Kits

Cleco pins are reusable and easily make a temporary connection between pieces of sheet metal during fitting. Pins will work with thicknesses up to 1/4". Kits include pliers and 10 pins.

ALL18221 Kit With 1/8" Pins
ALL18225 Kit With 3/16" Pins



Pin Type Cleco Fasteners

Cleco pins permit quick, easy installation and removal of sheet metal during fitting. Pins work with thicknesses up to 1/4".

1/8" Dia. Pins
ALL18222 10-Pack
ALL18223 25-Pack
ALL18224 100-Pack

3/16" Dia. Pins
ALL18226 10-Pack
ALL18227 25-Pack
ALL18228 100-Pack



Cleco Pliers **ALL18220**

Unique tool readily installs and removes Cleco fasteners.



Clamp Type Cleco Fastener

ALL18230

A very strong spring clamp to hold pieces together when drilling is not an option. The smooth throat prevents paint damage and is 1" deep, with a maximum clamping range of 1/2".



1/4" Pin Type Cleco Fastener

ALL18234

Cleco Pins are temporary fasteners that can easily be installed or removed in 1/4" holes when fitting sheet metal or chassis tabs using the ALL18220 Cleco Pliers. 1/4" size pin is ideal to use in place of body bolts or other 1/4" fasteners. Package of 10.





1/8" Rivets

Color	Stainless Steel Mandrel	Aluminum Mandrel	Qty	Grip Range
Silver	—	ALL18190	500	1/8" to 1/4"
Silver	—	ALL18191	25	1/8" to 1/4"
Silver	—	ALL18192	500	1/4" to 3/8"
Silver	—	ALL18194	25	1/4" to 3/8"
Black	—	ALL18193	500	1/8" to 1/4"
Black	—	ALL18195	500	1/4" to 3/8"
Stainless Steel*	ALL18196	—	500	1/8" to 1/4"
Stainless Steel*	ALL18197	—	25	1"

*Stainless steel body and mandrel.



Racer's Tape

A hundred uses in the shop or at the track, this is true "Racer's Tape".



1" Wide x 90'

ALL14140 Silver
ALL14141 Black

2" Wide x 180'

ALL14150 Silver
ALL14151 White
ALL14152 Red
ALL14153 Black
ALL14154 Yellow
ALL14155 Blue

2" Wide x 180'

ALL14156 Orange
ALL14157 Green
ALL14158 Burgundy
ALL14159 Purple
ALL14162 Teal

3" Wide x 180'

ALL14142 White
ALL14143 Black

1/8" Multi-Grip Rivets

Multi grip style rivets have a ribbed body that draws panels together tighter than standard smooth body rivets. Rivets feature steel mandrels, a 1/8" to 3/8" grip range and are sold in 250-piece boxes.

ALL18198 Silver

ALL18098 Black



1/8" Flange Tri-Fold Rivets

Tri-fold rivets have a perforated body that opens and expands to create a large backside surface area, eliminating the need for backer washers. Rivets feature aluminum mandrels, a 1/8" to 3/8" grip range and are sold in 100-piece boxes.

ALL18199 Silver

ALL18099 Black



Back-Up Washers

Back-up washers provide added strength when fastening panels together or when resealing damaged panels.



ALL18200

ALL18215

Part No.	I.D.	O.D.	Pkg. Qty.
Aluminum			
ALL18200	1/8"	3/8"	500
ALL18202	3/16"	1/2"	500
Steel			
ALL18215	3/16"	1"	100

Double Ended Drill Bits

Double ended bits are basically two bits in one. Convenient bit can be flipped around for a fresh sharp bit when drilling panels for Cleco fasteners or rivets. Package of 6.

ALL18201 1/8"

ALL18204 3/16"



13/64" Drill Bits **ALL18203**

Drill bit is for flange rivets. High speed steel bits have black oxide finishes and self centering tips. Flute length: 1-3/16", overall length: 2-1/4". Package of 2.



Gaffer's Tape

Vinyl coated gaffer's tape has a dull appearance and is much stronger than standard racer tape.



2" Wide x 165'

ALL14251 White
ALL14252 Red
ALL14253 Black
ALL14254 Yellow
ALL14255 Navy Blue

1" Wide x 150'

ALL14245 Fluorescent Green
ALL14246 Fluorescent Pink
ALL14247 Fluorescent Orange
ALL14248 Fluorescent Yellow

2" Wide x 45'

ALL14145 Fluorescent Green
ALL14146 Fluorescent Pink
ALL14147 Fluorescent Orange
ALL14148 Fluorescent Yellow

4" Wide x 165'

ALL14261 White
ALL14263 Black



Emerson Axsom



Nylon Tie Wraps

Secure electrical wiring, gauge lines and roll bar padding. Available in black, natural, red, blue, yellow and purple nylon. Package of 100.



Black

ALL14120 3-3/4"

ALL14122 6"

ALL14123 7-1/4"

ALL14124 11-1/4"

ALL14125 14-1/4"

Natural

ALL14130 3-3/4"

ALL14132 6"

ALL14133 7-1/4"

ALL14134 11-1/4"

ALL14135 14-1/4"

Red

ALL14126 7-1/4"

ALL14127 14-1/4"

Blue

ALL14128 7-1/4"

ALL14129 14-1/4"

Yellow

ALL14136 7-1/4"

ALL14137 14-1/4"

Purple

ALL14138 7-1/4"

ALL14139 14-1/4"

Heavy Duty Nylon Tie Wraps

Heavy duty black nylon ties are ideal for emergency repairs and applications that require a secure attachment.

ALL14380 8", 25-Pack

ALL14381 14", 25-Pack

ALL14383 21", 10-Pack

ALL14385 36", 10-Pack



Nylon Flush Fit Tie Wraps

Flush fit design ties have the excess portion of the tie exit in the same direction as the original tie, helping to eliminate the protruding sharp portion remaining as found in standard ties. Package of 100.

ALL14395 8" Long

ALL14396 11" Long



Nylon Tie Wraps With Mounting Holes

Built-in tab with mounting hole to easily secure wiring harnesses, hoses or cables to a panel with rivets or other fasteners. Package of 25.

ALL14390 8" With #10 Hole

ALL14391 11" With #10 Hole

ALL14392 14" With 1/4" Hole



Tie Wrap Tool **ALL11005**

Tired of cuts from nylon tie wraps that have been trimmed with standard wire cutters? This tool does a great job of drawing nylon ties tight around bundles of wires or cables in tight areas and easily cuts flush with a twist of the wrist. ABS constructed tool has steel cutting blades and works with common size nylon wire ties.



Stainless Steel Tie Wraps

Stainless steel ties are an excellent choice when securing header wrap to exhaust tubes or similar applications when nylon wraps won't stand up to the heat! Rust and corrosion resistant cable ties are T-304 stainless.

ALL34262 7-1/2" Long, Package of 8

ALL34264 14-1/2" Long, Package of 4

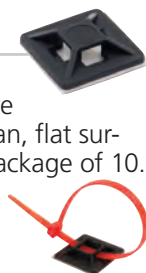


Tie Wrap Mounting Bases

Self-adhesive mounting bases provide a location for attaching standard tie wraps to secure wiring, cables and hoses. Bases mount to clean, flat surfaces and accept 75# and smaller wire ties. Package of 10.

ALL14116 3/4" x 3/4" Mounting Base

ALL14117 1-1/8" x 1-1/8" Mounting Base



Safety Wire Twister Pliers

ALL10120

Never lose another race because of loose bolts. Rugged pliers have an end bearing for smoother, faster twisting, especially in tight areas where a second pull is needed.



Safety Wire

Wire is used to mechanically lock pre-drilled fasteners for added security. Type 302/304 stainless steel wire features high corrosion resistance and good tensile strength in applications up to 500 degrees. Sold in a 1lb. spool enclosed in a convenient dispensing container.

ALL10121032" Diameter

ALL1008041" Diameter



Safety Wire Drill Fixture

ALL10122

Accurately drill holes in fasteners, allowing them to be mechanically locked in place with safety wire. Fixture accommodates most 3/16", 1/4", 5/16", 3/8", 7/16", 1/2" and 5/8" socket head and hex head fasteners. Guide bolt tightens against fastener, holding it secure for drilling. Fixture includes two guide bolts and two 1/16" drill bits conveniently stored within the fixture.



Replacement Part

ALL99102 Replacement Drill Bits, 2-Pack

Quick Turn Fasteners



Flush Head			Silver		Black	
Body Size	Length	Material	10 Pack	50 Pack	10 Pack	50 Pack
5/16"	.500"	Aluminum	ALL19256	ALL19258	ALL19257	ALL19259
5/16"	.500"	Steel	ALL19186	ALL19188	-	-
7/16"	.400"	Aluminum	ALL19260	ALL19262	ALL19261	ALL19263
7/16"	.400"	Steel	ALL19190	ALL19192	-	-
7/16"	.500"	Aluminum	ALL19266	ALL19268	ALL19267	ALL19269
7/16"	.500"	Steel	ALL19200	ALL19202	-	-
7/16"	.550"	Aluminum	ALL19270	ALL19272	ALL19271	ALL19273
7/16"	.550"	Steel	ALL19210	ALL19212	-	-
7/16"	.750"	Aluminum	ALL19274	ALL19275	-	-



Flush Head Self-Ejecting			Silver		Black	
Body Size	Length	Material	10 Pack	50 Pack	10 Pack	50 Pack
5/16"	.400"	Steel	ALL18990	ALL18992	ALL18991	ALL18993
5/16"	.450"	Steel	ALL18996	ALL18998	-	-
5/16"	.500"	Aluminum	ALL18997	ALL18999	ALL19004	ALL19005
5/16"	.500"	Steel	ALL19000	ALL19002	ALL19001	ALL19003
5/16"	.550"	Steel	ALL19006	ALL19008	-	-
5/16"	.650"	Steel	ALL19010	ALL19012	-	-
7/16"	.500"	Aluminum	ALL19113	ALL19114	ALL19115	ALL19116
7/16"	.500"	Steel	ALL19100	ALL19102	-	-
7/16"	.550"	Steel	ALL19110	ALL19112	ALL19101	ALL19103
7/16"	.500"	Steel	-	-	ALL19098	ALL19099



Flush Head Allen			Silver		Black	
Body Size	Length	Material	10 Pack	50 Pack	10 Pack	50 Pack
7/16"	.500"	Aluminum	ALL19117	ALL19118	ALL19140	ALL19141
7/16"	.500"	Steel	ALL19142	ALL19143	-	-
7/16"	.550"	Steel	ALL19144	ALL19145	-	-



Flush Head Self-Ejecting Allen			Silver		Black	
Body Size	Length	Material	10 Pack	50 Pack	10 Pack	50 Pack
5/16"	.500"	Aluminum	-	-	ALL19128	ALL19129
5/16"	.500"	Steel	ALL19130	ALL19131	-	-
5/16"	.550"	Steel	ALL19132	ALL19133	-	-
7/16"	.500"	Aluminum	-	-	ALL19134	ALL19135
7/16"	.500"	Steel	ALL19136	ALL19137	-	-
7/16"	.550"	Steel	ALL19138	ALL19139	-	-



Winged Head			Silver		Black	
Body Size	Length	Material	10 Pack	50 Pack	10 Pack	50 Pack
7/16"	.400"	Steel	ALL19236	ALL19238	-	-
7/16"	.500"	Steel	ALL19240	ALL19242	ALL19241	ALL19243
7/16"	.550"	Steel	ALL19250	ALL19252	-	-



Winged Head Self-Ejecting			Silver		Black	
Body Size	Length	Material	10 Pack	50 Pack	10 Pack	50 Pack
5/16"	.450"	Steel	ALL19046	ALL19048	-	-
5/16"	.500"	Steel	ALL19050	ALL19052	-	-
5/16"	.550"	Steel	ALL19056	ALL19058	-	-
5/16"	.650"	Steel	ALL19060	ALL19062	-	-
7/16"	.500"	Steel	ALL19064	ALL19066	-	-
7/16"	.650"	Steel	ALL19068	ALL19070	-	-



Quick Turn Fasteners



Oval Head			Silver		Black	
Body Size	Length	Material	10 Pack	50 Pack	10 Pack	50 Pack
1/4" *	.400"	Steel	ALL19211	ALL19213	ALL19224	ALL19225
5/16"	.500"	Aluminum	ALL19276	ALL19278	ALL19277	ALL19279
5/16"	.500"	Steel	ALL19214	ALL19215	ALL19226	ALL19227
7/16"	.400"	Aluminum	ALL19280	ALL19282	ALL19281	ALL19283
7/16"	.400"	Steel	ALL19216	ALL19218	-	-
7/16"	.500"	Aluminum	ALL19286	ALL19288	ALL19284	ALL19285
7/16"	.500"	Steel	ALL19220	ALL19222	ALL19228	ALL19229
7/16"	.550"	Aluminum	ALL19290	ALL19292	ALL19291	ALL19293
7/16"	.550"	Steel	ALL19230	ALL19232	ALL19231	ALL19233
7/16"	.600"	Aluminum	-	-	ALL19294	ALL19295

* Use .062" diameter springs ALL19296 or ALL19298.



Oversized Oval Head			Silver		Black	
Body Size	Length	Material	10 Pack	50 Pack	10 Pack	50 Pack
7/16"	.500"	Aluminum	ALL19287	ALL19289	ALL19168	ALL19169
7/16"	.500"	Steel	ALL19221	ALL19223	ALL19170	ALL19171



Oval Head Allen			Silver		Black	
Body Size	Length	Material	10 Pack	50 Pack	10 Pack	50 Pack
5/16"	.500"	Steel	ALL19152	ALL19153	-	-
5/16"	.550"	Steel	ALL19154	ALL19155	-	-
7/16"	.500"	Aluminum	ALL19172	ALL19173	ALL19176	ALL19177
7/16"	.500"	Steel	ALL19162	ALL19163	-	-
7/16"	.550"	Steel	ALL19164	ALL19165	-	-



Oversized Oval Head Allen			Silver		Black	
Body Size	Length	Material	10 Pack	50 Pack	10 Pack	50 Pack
7/16"	.500"	Aluminum	ALL19180	ALL19181	ALL19178	ALL19179



Oval Head T-30 Torx			Silver		Black	
Body Size	Length	Material	10 Pack	50 Pack	10 Pack	50 Pack
7/16"	.500"	Aluminum	ALL19071	ALL19072	ALL19073	ALL19074
7/16"	.550"	Aluminum	ALL19075	ALL19076	ALL19077	ALL19078



Phil Ausrá

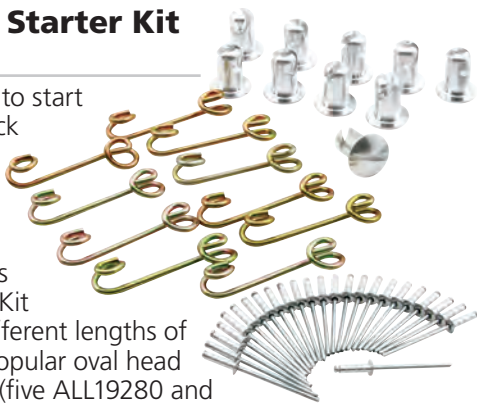


Quick Turn Starter Kit

ALL19410

Not sure where to start when using quick turn fasteners?

Use this kit as a starting point to determine correct fasteners for application. Kit includes two different lengths of Allstar's most popular oval head 7/16" fasteners (five ALL19280 and five ALL19286), ten ALL19330 springs and twenty-five multi-grip rivets.



Body Reinforcing Plates

Plates help protect fiberglass and aluminum panels from cracking when using 7/16" quick turn fasteners. Stainless steel plates are precision stamped with a strengthening border, attach with 1/8" rivets, and measure 2" wide x 1" tall.



ALL18985 Natural, 10-Pack

ALL18985-50 Natural, 50-Pack

ALL18986 Black, 10-Pack

ALL18986-50 Black, 50-Pack

TECH TIP

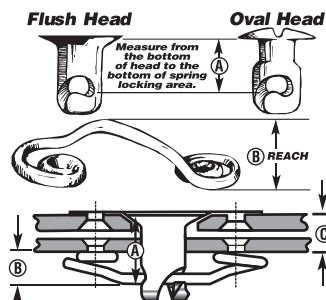
Quick Turn Fastener Measurement Guidelines

To find (A) Fastener Length, add together (B) Spring Reach and (C) Material Thickness (including bracket if applicable). $A=B+C$

Quick Turn Fastener Selection

- Determine the total thickness of the panels being joined, including mounting brackets and the space between the panels, if any.
- Select the proper body length and spring height combination that provides the proper thickness range.

Spring Length "B"		Fastener Length "A"				
		.400"	.450"	.500"	.550"	.600"
		Total Material Thickness "C"				
1" Springs	.250"	.165"-.200"	.215"-.250"	.265"-.300"	.315"-.350"	.365"-.400"
	.325"	.098"-.133"	.148"-.183"	.198"-.233"	.248"-.283"	.348"-.383"
1-3/8" Springs	.325"	.105"-.148"	.155"-.198"	.205"-.248"	.255"-.298"	.355"-.398"
	.375"	.055"-.098"	.105"-.148"	.155"-.198"	.205"-.248"	.305"-.348"
	.425"	.005"-.048"	.055"-.098"	.105"-.148"	.155"-.198"	.255"-.298"



Brandon Short



Rusty Schlenk



Quick Turn Springs



ALL19320

	10-Pack	50-Pack
1-3/8" (.090" Wire Diameter)		
.325" Reach	ALL19320	ALL19322
.375" Reach	ALL19330	ALL19332
.425" Reach	ALL19336	ALL19338
1" (.080" Wire Diameter)		
.250" Reach	ALL19300	ALL19302
.325" Reach	ALL19310	ALL19312
3/4" (.062" Wire Diameter)		
.200" Reach	ALL19296	ALL19298

Quick Turn Spring Fixture

Accurately drill panels when installing quick turn fastener springs. Start with a 1/4" center hole and use the fixture to locate and drill 1/8" holes for mounting the springs. Size listed is spring center-to-center distance.



ALL19407

ALL19406 Fixture For 3/4" Spring
ALL19407 Fixture For 1" Spring
ALL19408 Fixture For 1-3/8" Spring

Quick Turn Spring Adjuster

ALL19405

This tool is a must when adjusting tension of quick turn springs. Simply turn knob on adjuster to evenly pull or push spring without kinking or breaking spring.



Transfer Punches

For use with quick turn fasteners, place transfer punch in a weld plate or body panel. Position panel over top of punch and lightly tap with a hammer to leave a mark on the panel where hole is to be drilled.



ALL19402 For 5/16" Fasteners
ALL19403 For 7/16" Fasteners

Quick Turn Wrench **ALL19400**

The Allstar quick turn fastener wrench fits slot head fasteners and reduces the risk of body panel or fastener damage when using screwdrivers for loosening or tightening. Features a non-slip handle.



Mounting Brackets For 1" Springs (.0625" Thick)



ALL19364



ALL19340

Description	10-Pack	50-Pack
Weld-on, Lightweight	ALL19364	ALL19366
Weld-on Lightweight w/.250" Spring	ALL19365	ALL19367
Weld-on	ALL19340	ALL19342
Weld-on w/ALL19300 Spring	ALL19350	ALL19352


Mounting Brackets For 1" And 1-3/8" Springs (.0625" Thick)




ALL19384



ALL19380



ALL19394



ALL19390

Description	10-Pack	50-Pack
Weld-on, Lightweight (For 1-3/8" Spring Only)	ALL19360	ALL19362
Weld-on, Lightweight w/.375" Spring	ALL19361	ALL19363
Weld-on LH	ALL19380	ALL19382
Weld-on RH	ALL19384	ALL19386
Rivet-on LH	ALL19390	ALL19392
Rivet-on RH	ALL19394	ALL19396



Phil Bozell



Travis Stemler



Clamp-On Quick Turn Fastener Brackets

These cool brackets allow you to clamp a quick turn bracket to round tubing. Allows a flush mount bracket behind a panel without grinding your powder coat. Designed for use with 1-3/8" quick turn springs, insert plates or threaded nut inserts. Black anodized.



ALL19430 1"

ALL19431 1-1/4"

ALL19432 1-3/8"

ALL19433 1-1/2"

ALL19434 1-5/8"

ALL19435 1-3/4"

Related Components

ALL19330 Quick Turn Spring 1-3/8" (Most Popular)

ALL19422 Quick Turn Insert Plate, 1/4"- 20 Thread

ALL18547 Threaded Nut Insert, Steel, 1/4"- 20 Thread

ALL18548 Threaded Nut Insert, Aluminum, 1/4"- 20 Thread



ALL19330



ALL19422



ALL18548



ALL18547

Quick Turn Fastener Insert Plates

Insert plate directly replaces the quick turn spring, allowing panels to be bolted together. May also be used as a blind nut on a panel with limited access. Inserts have 1/4"-20 threads and are typically riveted to the backside of a panel or bracket with 1/8" rivets.



ALL19420 1", 2-Pack

ALL19420-10 1", 10-Pack

ALL19420-50 1", 50-Pack

ALL19422 1-3/8", 2-Pack

ALL19422-10 1-3/8", 10-Pack

ALL19422-50 1-3/8", 50-Pack

Threaded Insert Tool Kit

ALL19450

Tool works with a cordless drill to install a threaded insert into a panel or bracket. Inserts are helpful when the backside of the panel is not easily accessible. Simply drill the correct size hole, install the threaded insert onto the mandrel, then place the insert into the hole and tighten using any cordless drill. Once the insert is compressed, reverse the drill and remove the mandrel from the insert. Kit includes mandrel and nosepiece for 1/4"-20, 5/16"-18 and 3/8"-16 inserts, other sizes available separately. Threaded inserts sold separately.



Replacement Parts

ALL19452 Mandrel and Nosepiece for 8-32

ALL19453 Mandrel and Nosepiece for 10-24

ALL19454 Mandrel and Nosepiece for 10-32

ALL19455 Mandrel and Nosepiece for 1/4"-20

ALL19456 Mandrel and Nosepiece for 5/16"-18

ALL19457 Mandrel and Nosepiece for 3/8"-16



ALL19454

Threaded Inserts

Steel inserts are helpful when the backside of the panel is not easily accessible. Inserts work great for frequently removed items including gauge panels, switch panels, access panels, and body panels, or when mounting items to trailer walls. Inserts are designed for installation using insert tool ALL19450 with coordinating mandrel and nosepiece. Package of 10.



Part No.	Thread Size	Pilot Hole Size	Grip Range	Body Length (Before Comp.)
ALL19460	8-32	17/64"	Up To .080"	.420"
ALL19461	10-24	5/16"	Up To .130"	.475"
ALL19462	10-32	5/16"	Up To .130"	.475"
ALL19463	1/4"-20	13/32"	Up To .165"	.580"
ALL19465	5/16"-18	17/32"	Up To .150"	.690"
ALL19467	3/8"-16	17/32"	Up To .150"	.690"



Brian Shirley



Mark Shook



Countersunk Bolt Kits with Aluminum Washers


Kit includes specially designed aluminum washers which allow the socket head fasteners to install flush with the surface creating a smooth finished look. Many uses include mounting roofs, side skirts, spoilers and replacing sharp edged fasteners inside cockpit. Kits include washers, bolts and nyloc nuts.



Bolt Size	Washer O.D.	Finish	10-Pack	50-Pack
Countersunk Bolt Kits				
#10-24 x 1"	1"	Clear	ALL18630	ALL18630-50
#10-24 x 1"	1"	Black	ALL18631	ALL18631-50
1/4"-20 x 1"	3/4"	Clear	ALL18628	ALL18628-50
1/4"-20 x 1"	3/4"	Black	ALL18629	ALL18629-50
1/4"-20 x 1"	1"	Clear	ALL18632	ALL18632-50
1/4"-20 x 1"	1"	Black	ALL18633	ALL18633-50
1/4"-20 x 1"	1-1/4"	Clear	ALL18634	ALL18634-50
1/4"-20 x 1"	1-1/4"	Black	ALL18635	ALL18635-50

Aluminum Washers

Washer I.D. x O.D.	Finish	10-Pack	50-Pack
Countersunk Aluminum Washers			
#10 x 1"	Clear	ALL18660	ALL18660-50
#10 x 1"	Black	ALL18661	ALL18661-50
1/4" x 3/4"	Clear	ALL18658	ALL18658-50
1/4" x 3/4"	Black	ALL18659	ALL18659-50
1/4" x 1"	Clear	ALL18662	ALL18662-50
1/4" x 1"	Black	ALL18663	ALL18663-50
1/4" x 1-1/4"	Clear	ALL18664	ALL18664-50
1/4" x 1-1/4"	Black	ALL18665	ALL18665-50
Flat Aluminum Backer Washers			
#10 x 1"	Clear	ALL18638	-
1/4" x 1"	Clear	ALL18639	-



Storage Cases

These handy storage cases help organize many items around the shop, trailer or home such as electrical connectors, quick turn fasteners, tire groover blades, small fasteners and many more items. Curved bottom compartments create a smooth scoop, making it easy to remove the smallest of items. Molded-in dividers prevent items from slipping under dividers and accidentally mixing product.



ALL14360	ALL14361	ALL14365	ALL14366
----------	----------	----------	----------

ALL14360 Plastic Case 15 Compartment, 11" x 7" x 1-3/4"
ALL14361 Plastic Case 18 Compartment, 11" x 7" x 1-3/4"
ALL14365 Metal Case 21 Compartment, 9-1/2" x 13-1/2" x 2"
ALL14366 Metal Case 24 Compartment, 9-1/2" x 13-1/2" x 2"

Countersunk Bolt Kits with Plastic Washers

Kit includes specially designed plastic washers which allow the socket head fasteners to install flush with the surface creating a smooth finished look. Many uses include mounting roofs, side skirts, spoilers and replacing sharp edged fasteners inside cockpit. Kits include washers, bolts and nyloc nuts.



Bolt Size	Washer O.D.	Color	10-Pack	50-Pack
Countersunk Bolt Kits				
1/4"-20 x 1"	1"	Black	ALL18680	ALL18680-50
1/4"-20 x 1"	1"	White	ALL18681	ALL18681-50
1/4"-20 x 1"	1"	Red	ALL18682	ALL18682-50
1/4"-20 x 1"	1"	Blue	ALL18683	ALL18683-50
1/4"-20 x 1"	1"	Orange	ALL18684	ALL18684-50
1/4"-20 x 1"	1"	Silver	ALL18685	ALL18685-50
1/4"-20 x 1"	1"	Pink	ALL18686	ALL18686-50
1/4"-20 x 1"	1"	Purple	ALL18687	ALL18687-50
1/4"-20 x 1"	1"	Fluorescent Yellow	ALL18688	ALL18688-50
1/4"-20 x 1"	1"	Fluorescent Orange	ALL18689	ALL18689-50

Washer O.D. x I.D.	Color	10-Pack	50-Pack
Countersunk Plastic Washers			
1" x 1/4"	Black	ALL18690	ALL18690-50
1" x 1/4"	White	ALL18691	ALL18691-50
1" x 1/4"	Red	ALL18692	ALL18692-50
1" x 1/4"	Blue	ALL18693	ALL18693-50
1" x 1/4"	Orange	ALL18694	ALL18694-50
1" x 1/4"	Silver	ALL18695	ALL18695-50
1" x 1/4"	Pink	ALL18696	ALL18696-50
1" x 1/4"	Purple	ALL18697	ALL18697-50
1" x 1/4"	Fluorescent Yellow	ALL18698	ALL18698-50
1" x 1/4"	Fluorescent Orange	ALL18699	ALL18699-50



Jonathan Davenport



Body Bolt Kits

Bolts are designed for easy installation and removal, have 1/4"-20 thread and a built-in captured washer. Nuts have built-in serrations which prevent loosening. Body bolts are commonly used to fasten body panels and side skirts for easy removal but may be used anywhere a bolt with a captured washer is needed.



Under-Head Length	Color	10-Pack	50-Pack
3/4"	Black	ALL18553	ALL18553-50
	Clear	ALL18654	ALL18654-50
1-1/8"	Black	ALL18560	ALL18560-50
	Clear	ALL18655	ALL18655-50
	Gold	ALL18561	ALL18561-50

Body Bolts

These bolts are the same bolts found in our body bolt kits but without nuts. Bolts have 1/4"-20 threads and a built-in captured washer. Bolts are commonly used to fasten body panels and side skirts for easy removal, used anywhere a bolt with a captured washer is needed.



Under-Head Length	Color	10-Pack	50-Pack
3/4"	Black	ALL16550	ALL16550-50
	Silver	ALL16552	ALL16552-50
1-1/8"	Black	ALL16553	ALL16553-50
	Gold	ALL16554	ALL16554-50
	Silver	ALL16555	ALL16555-50

Spin Lock Nuts

Nuts have a built-in washer with a serrated face to lock nut tight against panels. 1/4"-20 nuts are perfect to use as a backer nut with Allstar body bolts, nose bolts, and body stud kits.



Color	10-Pack	50-Pack
Black	ALL18555	ALL18555-50
Gold	ALL18556	ALL18556-50
Silver	ALL18557	ALL18557-50

Steel Fender Washers

ALL18216

Washers have 1/4" I.D., 1" O.D. and are sold 100 to a pack.



Tyler Courtney

Body Bolt Kit With Clips

Kit allows the clip to stay fastened to body panel or angle bracing when removing body panels for maintenance or cleaning. 1/4"-20 thread bolts are 1-1/8" UHL and have a built-in captured washer.



Bolt Color	10-Pack	50-Pack
Black	ALL18558	ALL18558-50
Clear	ALL18656	ALL18656-50
Gold	ALL18559	ALL18559-50

Body Bolt Clips

Steel clips have built-in 1/4"-20 threads making them ideal for often removed panels or when the back-side is not easily accessible. Clips feature a friction tab to hold clips firmly in place on panels up to 3/16" thick. Dimension listed is center of hole to edge of clip (depth).



Depth	10-Pack	50-Pack
1/2"	ALL18554	ALL18554-50
3/4"	ALL18564	ALL18564-50

Aluminum Body Bolt Washers

1-1/4" O.D. aluminum washers work with most body bolts to increase the surface area, preventing pull-through while providing a smooth finished, look. Washers are 1/8" thick and have a built-in pocket to accept most body bolts or other washer headed fasteners up to 3/4" in diameter.



Finish	10-Pack	50-Pack
Clear	ALL18840	ALL18840-50
Black	ALL18841	ALL18841-50

Plastic Body Bolt Washers

1-1/4" O.D. plastic washers work with most body bolts to increase the surface area, preventing pull-through while providing a smooth, finished look. Washers are 1/8" thick and have a built-in pocket to accept most body bolts or other washer headed fasteners up to 3/4" in diameter.



Color	10-Pack	50-Pack
Black	ALL18845	ALL18845-50
White	ALL18846	ALL18846-50
Red	ALL18847	ALL18847-50
Blue	ALL18848	ALL18848-50
Orange	ALL18849	ALL18849-50
Silver	ALL18850	ALL18850-50
Pink	ALL18851	ALL18851-50
Purple	ALL18852	ALL18852-50
Fluorescent Yellow	ALL18853	ALL18853-50
Fluorescent Orange	ALL18854	ALL18854-50

Flush Mount Bolts

1/4"-20 flush mount bolts have a 1" O.D. beveled head to provide a smooth finished appearance and are slotted for installation with a standard screwdriver. Excellent choice when securing body panels, roof panels, nose supports, spoiler sides and many other uses. Size noted is under head length. Package of 10.



Length	Steel	Aluminum	Black Aluminum
3/4"	ALL18640	ALL18641	—
1"	ALL18645	ALL18646	ALL18647
1-1/4"	ALL18650	ALL18651	—

Threaded Nut Insert

Insert provides a convenient option to quickly install and easily remove a 1/4"-20 fastener on panels up to 1/8" thick. Insert fits into a 3/8" O.D. hole and is held in place on the backside with a steel serrated locking nut. Internal threads accept fasteners ideal for mounting dash panels, access panels, body panels, electrical components or other accessories.



Insert Material	2-Pack	10-Pack	50-Pack
Steel	ALL18547	ALL18547-10	ALL18547-50
Aluminum	ALL18548	ALL18548-10	ALL18548-50

Button Head Bolts

Common bolts provide a nice finished look to your project.



Size	Length	Pkg Qty	Black	Stainless
8-32	1/2"	25	ALL16936	ALL16920
10-24	1/2"	25	ALL16938	ALL16922
1/4"-20	1/2"	25	ALL16940	ALL16924
1/4"-20	3/4"	25	ALL16941	ALL16925
5/16"-18	1"	10	ALL16944	—
3/8"-16	1"	10	ALL16946	—

Windshield Mounting Kit

Flat #8-32 x 1/2" long head countersunk bolt kits are the correct way to mount racing windshields to minimize cracking commonly found when using rivets. Use when you need a flush finish. Package of 50.



ALL16914..... Stainless
ALL16930 Black

Ludwig Clamps ALL18232

Clamps are used to secure access panels, deck lids and a variety of other items in place. Zinc plated carbon steel clamps have a 3/16" mounting hole allowing clamp to be bolted or riveted in place. Package of 4.



Steel Balls

Hardened chrome plated steel balls replace damaged or missing detent or check balls for many different applications. Good item to keep on hand when rebuilding transmissions.



ALL26960..... 1/4"
ALL26961..... 5/16"
ALL26962..... 3/8"
ALL26963..... 1/2"

NEW

Quick Turn Fastener Insert Plates

Insert plate directly replaces the quick turn spring allowing panels to be bolted together or used as a blind nut on a panel with limited access. Inserts have 1/4"-20 threads and are typically riveted to the backside of a panel or bracket with 1/8" rivets.



ALL19420 1", 2-Pack
ALL19420-10 1", 10-Pack
ALL19420-50 1", 50-Pack
ALL19422 1-3/8", 2-Pack
ALL19422-10 1-3/8", 10-Pack
ALL19422-50 1-3/8", 50-Pack

Set Screws

Standard cup point set screws are manufactured from alloy steel and heat treated for maximum holding power. Common replacements for oil pump pulleys, coil over kits and many other applications. Package of 10.



ALL16902 #10-24 x 3/8"
ALL16903 #10-32 x 3/8"
ALL16905 1/4"-20 x 1/4"
ALL16907 1/4"-20 x 3/4"

Socket Head Bolts Coarse Thread Grade 5

Socket head bolts are coarse thread, grade 5. Package of 5.



Length	1/4"-20	5/16"-18	3/8"-16	7/16"-14	1/2"-13
3/4"	ALL16731	ALL16741	ALL16751	—	—
1"	ALL16732	ALL16742	ALL16752	ALL16762	ALL16772
1-1/2"	ALL16734	ALL16744	ALL16754	ALL16764	ALL16774
2"	ALL16736	ALL16746	ALL16756	ALL16766	ALL16776

Hex Head Bolts – Coarse Thread Grade 5



Length	1/4"-20	5/16"-18	3/8"-16	7/16"-14	1/2"-13	5/8"-11	3/4"-10
3/4"	ALL16201	ALL16221	ALL16241	–	ALL16281	–	–
1"	ALL16202	ALL16222	ALL16242	ALL16262	ALL16282	–	–
1-1/4"	ALL16203	ALL16223	ALL16243	ALL16263	ALL16283	–	–
1-1/2"	ALL16204	ALL16224	ALL16244	ALL16264	ALL16284	–	–
1-3/4"	ALL16205	ALL16225	ALL16245	ALL16265	ALL16285	–	–
2"	ALL16206	ALL16226	ALL16246	ALL16266	ALL16286	ALL16316	ALL16336
2-1/4"	–	–	–	–	ALL16287	–	–
2-1/2"	ALL16208	ALL16228	ALL16248	ALL16268	ALL16288	ALL16318	ALL16338
2-3/4"	–	–	–	–	ALL16289	–	–
3"	ALL16210	–	ALL16250	ALL16270	ALL16290	ALL16320	ALL16340
3-1/2"	ALL16211	–	–	ALL16271	ALL16291	ALL16321	–
4"	ALL16212	–	ALL16252	ALL16272	ALL16292	ALL16322	ALL16342
4-1/2"	ALL16213	–	–	ALL16273	ALL16293	–	–
5"	ALL16214	–	ALL16254	–	ALL16294	ALL16324	ALL16344
6"	–	–	ALL16256	–	ALL16296	–	ALL16346
6-1/2"	–	–	–	–	–	–	ALL16347
7"	–	–	ALL16258	–	ALL16298	–	ALL16348
8"	–	–	–	–	–	–	ALL16350

Hex Head Bolts – Fine Thread Grade 5



Length	1/4"-28 Part No.	5/16"-24 Part No.	3/8"-24 Part No.	7/16"-20 Part No.	1/2"-20 Part No.	5/8"-18 Part No.	3/4"-16 Part No.
1"	ALL16402	ALL16422	ALL16442	ALL16462	ALL16482	–	–
1-1/2"	ALL16404	ALL16424	–	ALL16464	ALL16484	–	–
2"	ALL16406	ALL16426	ALL16446	ALL16466	ALL16486	–	ALL16536
2-1/2"	–	–	–	ALL16468	ALL16488	ALL16518	ALL16538
3"	–	–	–	ALL16470	ALL16490	ALL16520	ALL16540
3-1/2"	–	–	–	–	–	–	ALL16541
4"	–	–	–	ALL16472	ALL16492	ALL16522	ALL16542
5"	–	–	–	ALL16474	ALL16494	–	–
6"	–	–	–	ALL16476	–	–	ALL16546

Titanium Bolts

Titanium bolts have a dimpled low profile hex head and are available in a variety of fine and coarse thread lengths.



Titanium Hex Head Bolts - Fine Thread

Length	1/2"-20	5/8"-18	3/4"-16
1-1/4"	–	–	–
1-3/4"	–	–	–
2"	ALL17486	–	–
2-1/4"	–	ALL17517	–
2-1/2"	ALL17488	ALL17518	–
2-3/4"	ALL17489	ALL17519	–
3"	ALL17490	ALL17520	ALL17540
3-1/4"	ALL17491	ALL17521	ALL17541
3-1/2"	ALL17492	ALL17522	ALL17542
4-1/4"	ALL17495	–	–
4-1/2"	ALL17496	–	–
5-1/2"	–	–	–
6"	–	–	ALL17549
7"	–	ALL17531	–
7-1/4"	–	–	ALL17552



Titanium Hex Head Bolts - Coarse Thread

Length	5/16"-18	1/2"-13
1"	ALL17222	–
1-1/4"	ALL17223	–
1-1/2"	–	–
1-3/4"	–	ALL17285
2"	–	ALL17286
2-1/4"	–	ALL17287
2-1/2"	–	ALL17288
2-3/4"	–	ALL17289
3"	–	ALL17290
3-1/2"	–	ALL17291

Hex Nuts And Washers



Nut



Nylon Insert



Thin Nylon Insert



Mechanical Lock Nut



Flange Nut



Coarse Thread	1/4"-20	5/16"-18	3/8"-16	7/16"-14	1/2"-13	5/8"-11	3/4"-10
Nut, 10-Pack	ALL16000-10	ALL16001-10	ALL16002-10	ALL16003-10	ALL16004-10	ALL16005-10	ALL16006-10
Nut, 50-Pack	ALL16000-50	ALL16001-50	ALL16002-50	ALL16003-50	ALL16004-50	—	—
Nylon Insert, 10-Pack	ALL16010-10	ALL16011-10	ALL16012-10	ALL16013-10	ALL16014-10	ALL16015-10	ALL16016-10
Nylon Insert, 50-Pack	ALL16010-50	ALL16011-50	ALL16012-50	ALL16013-50	ALL16014-50	—	—
Thin Nylon Insert, 10-Pack	ALL16020-10	ALL16021-10	ALL16022-10	ALL16023-10	ALL16024-10	ALL16025-10	ALL16026-10
Mech. Lock Nut, 10-Pack	ALL16030-10	ALL16031-10	ALL16032-10	ALL16033-10	ALL16034-10	—	ALL16036-10
Flange Nut, 10-Pack	ALL18557	ALL16041-10	ALL16042-10	ALL16043-10	ALL16044-10	ALL16045-10	—

Fine Thread	1/4"-28	5/16"-24	3/8"-24	7/16"-20	1/2"-20	5/8"-18	3/4"-16
Nut, 10-Pack	ALL16050-10	ALL16051-10	ALL16052-10	ALL16053-10	ALL16054-10	ALL16055-10	—
Nylon Insert, 10-Pack	ALL16060-10	ALL16061-10	ALL16062-10	ALL16063-10	ALL16064-10	ALL16065-10	ALL16066-10
Thin Nylon Insert, 10-Pack	ALL16070-10	ALL16071-10	ALL16072-10	ALL16073-10	ALL16074-10	ALL16075-10	ALL16076-10
Mech. Lock Nut, 10-Pack	ALL16080-10	ALL16081-10	ALL16082-10	ALL16083-10	ALL16084-10	ALL16085-10	ALL16086-10

Washers	1/4"	5/16"	3/8"	7/16"	1/2"	5/8"	3/4"
USS Flat*, 25-Pack	ALL16100-25	ALL16101-25	ALL16102-25	ALL16103-25	ALL16104-25	—	—
SAE Flat*, 25-Pack	ALL16110-25	ALL16111-25	ALL16112-25	ALL16113-25	ALL16114-25	ALL16115-25	ALL16116-25
Lock, 25-Pack	ALL16120-25	ALL16121-25	ALL16122-25	ALL16123-25	ALL16124-25	ALL16125-25	ALL16126-25
Lock For SHCS, 25-Pack	ALL16130-25	ALL16131-25	—	ALL16133-25	—	—	—
AN, 25-Pack	ALL16150-25	ALL16151-25	ALL16152-25	ALL16153-25	ALL16154-25	—	—

*USS washers have a larger O.D. than SAE washers

Steel Jam Nut Assortments

Assortments contain five each of 1/4"-20, 5/16"-24, 3/8"-24, 7/16"-20, 1/2"-20, 5/8"-18 and 3/4"-16.

ALL18290 35 Asst. RH Jam Nuts

ALL18291 35 Asst. LH Jam Nuts



Jam Nuts - Standard Hex

Allstar jam nuts have many uses. Great for locking rod ends tightly on suspension tubes or rack and pinion steering units. Package of 4, unless noted.

Thread	Wrench	Steel	Aluminum
1/4"-28 RH	7/16"	ALL18250	—
1/4"-28 LH	7/16"	ALL18251	—
5/16"-24 RH	1/2"	ALL18252	—
5/16"-24 LH	1/2"	ALL18253	—
3/8"-24 RH	9/16"	ALL18254	ALL18274
3/8"-24 LH	9/16"	ALL18255	ALL18275
7/16"-20 RH	11/16"	ALL18256	ALL18276
7/16"-20 LH	11/16"	ALL18257	ALL18277
1/2"-20 RH	3/4"	ALL18258	ALL18278
1/2"-20 LH	3/4"	ALL18259	ALL18279
5/8"-18 RH	15/16"	ALL18260	ALL18280
5/8"-18 LH	15/16"	ALL18261	ALL18281
3/4"-16 RH	1-1/8"	ALL18262	ALL18282
3/4"-16 LH	1-1/8"	ALL18263	ALL18283
3/4"-10 RH	1-1/8"	ALL18264†	—
7/8"-9 RH	1-5/16"	ALL18266†	—
1"-8 RH	1-1/2"	ALL56110†	—

†Sold each.



Jam Nuts - Small Hex

Specialty jam nuts have smaller outside diameters, allowing smaller wrenches to be used when changing radius rod lengths. Example: with 1/2" bolts, the same 3/4" wrench can be used to adjust radius rod or mounting hole locations. Package of 4.



Thread Size	Wrench Size	Steel	Alum.	Black Alum.
5/8"-18 RH	3/4"	ALL18292	ALL18296	ALL18286
5/8"-18 LH	3/4"	ALL18293	ALL18297	ALL18287
3/4"-16 RH	15/16"	ALL18294	ALL18298	ALL18288
3/4"-16 LH	15/16"	ALL18295	ALL18299	ALL18289

Spin Lock Nuts

Nuts have a built-in washer with a serrated face to lock nut tight against panels. 1/4"-20 nuts are perfect to use as a backer nut with Allstar body bolts, nose bolts, and body stud kits.



Color	10-Pack	50-Pack
Black	ALL18555	ALL18555-50
Gold	ALL18556	ALL18556-50
Silver	ALL18557	ALL18557-50

Black Half Nuts ALL17048

Black plated steel 1/2"-20 nylon lock nuts are grade 8 and a lightweight option to keep fasteners in place. Package of 10.



Tapered Spacers

Universal spacers have many uses including spacing rod ends on linkages to prevent binding or just to provide clearance. Spacers provide a finished look when fitting body panels or spacing components away from floors and firewalls. Package of 2.



I.D.	Small O.D.	Large O.D.	Length	Steel	Aluminum
1/4"	.345	.500	1/4"	—	ALL18700
			1/2"	—	ALL18702
5/16"	.475	.625	1/4"	—	ALL18706
			1/2"	—	ALL18708
3/8"	.525	.680	1/4"	—	ALL18712
			1/2"	—	ALL18714
			1"	—	ALL18716
1/2"	.740	.995	1/4"	ALL18570	ALL18590
			3/8"	ALL18571	—
			1/2"	ALL18572	ALL18592
			3/4"	ALL18574	ALL18594
			1"	ALL18576	ALL18596
			1-1/2"	ALL18578	ALL18595
5/8"	.825	.995	1/4"	ALL18580	ALL18597
			1/2"	ALL18582	ALL18598
			3/4"	ALL18584	ALL18599
			1"	ALL18586	—
			1-1/2"	ALL18585	—
3/4"	.950	1.125	1/2"	ALL18587	—
			3/4"	ALL18588	—
			1"	ALL18589	—

Hourglass Spacers



Tired of simple spacers on your cool ride, these spacers look nice while also offering additional support on both ends. Package of 2.

Length	1/4" I.D. 1" O.D.	5/16" I.D. 1" O.D.	3/8" I.D. 1" O.D.	1/2" I.D. 1-1/2" O.D.
1/4"	ALL18800	ALL18810	ALL18820	ALL18830
1/2"	ALL18802	ALL18812	ALL18822	ALL18832
1"	ALL18804	ALL18814	ALL18824	ALL18834
1-1/2"	ALL18806	ALL18816	ALL18826	ALL18836
2"	ALL18808	ALL18818	ALL18828	ALL18838

Aluminum Flat Spacers

Flat spacers are great for shimming and adding additional clearance to brackets for brake calipers, power steering, alternators, dry sump pumps, or just about anything to help with alignment issues. Package of 2.



Length	3/8" I.D. (11/16" O.D.)	1/2" I.D. (1" O.D.)
1/8"	ALL18740	ALL18760
1/4"	ALL18742	ALL18762
3/8"	ALL18744	ALL18764
1/2"	ALL18746	ALL18766

Rod End Reducer Bushings


Steel bushings reduce the rod end pivot ball I.D. to accept a smaller bolt size.



O.D. To I.D.	2-Pack	10-Pack
1/2" To 3/8"	ALL18565	ALL18565-10
5/8" To 1/2"	ALL18566	ALL18566-10
3/4" To 1/2"	ALL18567	ALL18567-10
3/4" To 5/8"	ALL18568	ALL18568-10

High Misalignment Reducer Spacers

Dual purpose spacers reduce fastener size mounting hole and allow the rod end to rotate more than 30° in each direction which is 25% more than most standard spacers. Stainless steel spacers resist rust and corrosion. Package of 2.



Rod End Size	I.D.	O.D. "A"	Length "B"	Overall Width "C"	Part No.
5/8"	1/2"	.750"	.465"	1.68"	ALL18785
3/4"	1/2"	.890"	.475"	1.825"	ALL18786
3/4"	5/8"	.890"	.475"	1.825"	ALL18787

5/8" Rod End Reducer Spacers

Reducer spacers fit into 5/8" rod ends, reducing the hole size for 1/2" hardware while also spacing the rod end away from chassis brackets. Standard spacers are 3/4" O.D. and flanged spacers have 1" O.D. flanges to help support rod end. Size referenced indicates the amount of space between rod end pivot ball and chassis bracket. Package of 2.



Standard Spacers

ALL18615..... Aluminum, 1/2"
ALL18617..... Aluminum, 1"
ALL18618..... Aluminum, 1-1/4"
ALL18619..... Aluminum, 1-3/4"

Flanged Spacers

ALL18611..... Aluminum, 1/4"
ALL18613..... Aluminum, 1/2"
ALL18610..... Steel, 1/4"
ALL18612..... Steel, 1/2"



Shock Spacers

Steel spacers have a 1/2" I.D. and 3/4" O.D. and can be used in a variety of other locations.



Length	2-Pack	10-Pack
1/4"	ALL64280	ALL64280-10
1/2"	ALL64282	ALL64282-10
5/8"	ALL64283	ALL64283-10
3/4"	ALL64284	ALL64284-10

Rod Ends

Two-piece spherical rod ends have a pivoting steel ball and are sold each.



Bore x Thread	RH Male	LH Male	RH Female	Strength
Standard Series Steel				
1/4" x 1/4"-28	ALL58004	ALL58014	ALL58034	2,835 Lbs
5/16" x 5/16"-24	ALL58005	ALL58015	ALL58035	4,517 Lbs
3/8" x 3/8"-24	ALL58006	ALL58016	ALL58036	6,323 Lbs
1/2" x 1/2"-20	ALL58008	ALL58018	ALL58038	10,046 Lbs
5/8" x 5/8"-18	ALL58010	ALL58020	ALL58040	15,488 Lbs
3/4" x 3/4"-16	ALL58012	ALL58022	ALL58042	15,894 Lbs
3/4" x 3/4"-16	ALL58013†	—	—	15,894 Lbs
Pro Series Steel (Moly) – Black				
1/2" x 1/2"-20	ALL58058	ALL58068	—	17,000 Lbs
1/2" x 5/8"-18	ALL58059	ALL58069	—	19,300 Lbs
5/8" x 5/8"-18	ALL58060	ALL58070	—	18,000 Lbs
3/4" x 3/4"-16	ALL58062	ALL58072	—	25,000 Lbs
Pro Series Steel (Moly) – Black (PTFE Lined)				
1/2" x 1/2"-20	ALL58078*	ALL58083	—	—
1/2" x 5/8"-18	ALL58079	ALL58084	—	17,650 Lbs
5/8" x 5/8"-18	ALL58080	ALL58085	—	15,200 Lbs
3/4" x 3/4"-16	ALL58082	ALL58086	—	21,400 Lbs
Aluminum – Black				
1/2" x 1/2"-20	ALL58088	ALL58098	—	7,700 Lbs
1/2" x 5/8"-18	ALL58089	ALL58099	—	15,000 Lbs

†ALL58013 has an oversized hole and is for use with steering shaft tubing.

Heavy Duty 3/4" Chrome Moly Rod Ends

Often referred to as "Aircraft-Style", these heavy duty 4130 chrome moly rod ends have larger bodies, making them thirty percent stronger than standard 3/4" rod ends. These rod ends are commonly used on Panhard bars and lower strut rods.

ALL99314 RH Male, 3/4" x 3/4"-16
ALL99315 RH Female, 3/4" x 3/4"-16



ALL99314 ALL99315

3/4" Solid Rod End ALL58112

Solid rod ends are built using 1045 steel and are then chrome plated for added wear resistance. End has a body width of .875" to match the width of standard rod ends.




Bolt Center Caps ALL10678

Caps slip over the head of standard 1/2" bolts to accurately measure the center-to-center length of installed suspension tube assemblies. Machined step secures the end of a standard tape measure for easy reading of the length to the center of the opposite cap. Caps feature a built-in O-ring that allows the cap to swivel on the bolt head and keeps it from falling off. Package of 2.



Steel Shock Quick Pin ALL60108

Steel shock quick pins allow coil-over shocks to be quickly serviced or changed. Works with Allstar coil-over brackets, eliminating the need for a separate bushing. Shock quick pins are 2-1/2" long and include a hairpin. Sold each.



Titanium Shock Quick Pins

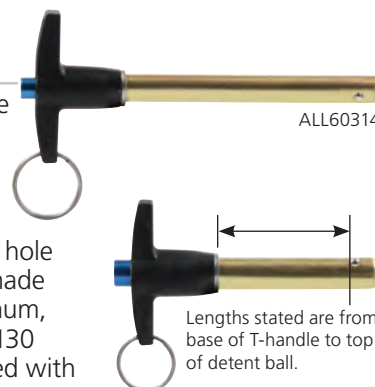
Titanium shock quick pins allow coil-over shocks to be quickly serviced or changed. ALL17120 has a long shoulder and will work with Allstar coil-over brackets, eliminating the need for a separate bushing. ALL17121 is commonly used on non-bushing type brackets, but can be used with Allstar brackets along with bushing. Shock quick pins are 2-1/2" long and include a hairpin.

ALL17120 Quick Pin With Shoulder
ALL17121 Quick Pin Without Shoulder



Quick Release T-Handle Pins

Positive lock quick release pins hold tightly in place until the handle button is depressed, allowing the pin to be inserted or removed into or out of a hole with ease. Handles are made from die cast 380 aluminum, shanks are made from 4130 steel. Each pin is equipped with a stainless steel split ring to allow the attachment of a cable assembly.



Lengths stated are from base of T-handle to top of detent ball.

ALL60300 1/4" x 1"
ALL60301 1/4" x 1-1/2"
ALL60302 1/4" x 2"
ALL60304 5/16" x 1"
ALL60306 5/16" x 2"
ALL60308 5/16" x 3"
ALL60310 3/8" x 1"
ALL60312 3/8" x 2"
ALL60314 3/8" x 3"
ALL60318 1/2" x 2"
ALL60320 1/2" x 2-1/2"
ALL60322 1/2" x 3"
ALL60324 1/2" x 3-1/2"

Quick Pin Lock Collar

Steel lock collar provides a positive lock for quick release pins. Black coated collar with button head machine screw allows attachment of a securing device, like an Allstar lanyard (ALL18461 or ALL18463).



ALL60335 1/2" Collar With 10-32 Screw
ALL60336 5/8" Collar With 1/4"-28 Screw





1/2" Steel Hood Pin Kits

Kits include two each: 4" long x 1/2" diameter chrome steel pins, chrome steel scuff plates, clips, and four nuts. Available with flip-over or hairpin-style clips.

ALL18512..... Kit With 3/16" Dia. Flip-Over Clips

ALL18513..... Kit With 1/4" Dia. Flip-Over Clips

ALL18514..... Kit With 5/32" Dia. Hairpin Clips



1/2" Aluminum Hood Pin Kits

Kits include two each: 4" x 1/2" diameter aluminum pins, aluminum scuff plates, flip over style, 1/4" diameter steel clips, and four nuts. Clip flips over pin and over-center action locks clip in place.

Color	Complete Kit	Pins Only, 1-Pair
Silver (Plain)	ALL18500	ALL18507
Red Anodized	ALL18501	ALL18508
Blue Anodized	ALL18502	ALL18509
Gold Anodized	ALL18503	ALL18510
Black Anodized	ALL18504	ALL18511

3/8" Aluminum Hood Pin Kits

Kits include two aluminum 3-1/2" x 3/8" diameter pins, two aluminum scuff plates, two flip over style 3/16" diameter steel clips, and four nuts. Clip flips over stud and locks into place. Over-center action keeps clip in place.

Color	Complete Kit	Pins Only, 1-Pair
Silver (Plain)	ALL18480	ALL18487
Red Anodized	ALL18481	ALL18488
Blue Anodized	ALL18482	ALL18489
Black Anodized	ALL18484	ALL18491

Lightweight Hood Pin Kits

Kits include two 2-3/4" long gun-drilled aluminum pins, two clips, two lightweight aluminum plates and four steel jam nuts.



Color	Kit With 3/8" Pins	Kit With 1/2" Pins
Silver (Plain)	ALL18472	ALL18476
Black Anodized	ALL18473	ALL18477

Hood Pin Supports

Supports thread onto hood pins (before installation) and are a good alternative to sections of rubber hose commonly used to support hoods and deck lids. Once supports are in place, a set screw prevents movement. Supports work with Allstar Performance aluminum hood pins and other fully threaded hood pins. Package of 2.

ALL18478 3/8"-24

ALL18479 1/2"-20



Hood Pin Extensions

Aluminum extensions fit into existing chassis mounts. 1/2"-20 male to 1/2"-20 female, with 13/16" thread depth. Sold each.

ALL18524 1-3/4" Tall

ALL18525 2-3/4" Tall



Hood Pin Adapters

Aluminum adapters convert existing chassis mounts over to hood pin mounts. Sold each.

ALL18526 Converts 1/2" Fine Hood Pin Mount To 3/8" Hood Pin, 1/2"-20 Male To 3/8"-24 Female

ALL18527..... Converts 1/2" Coarse Mount To 1/2" Hood Pin, 1/2"-13 Male To 1/2"-20 Female



Hood Pin Clips

The same quick removal pins and clips included with Allstar's hood pin kits. Hairpin clip has a rotated loop for easy grasp and the flip over clips have a loop with an over center locking feature that keeps pin in place. Package of 2.

ALL18516..... Hairpin Clip, 5/32"

ALL18515..... Flip-Over Clip, 3/16"

ALL18506 Flip-Over Clip, 1/4"



Flip-Over Clip With Lanyard

Our most popular size flip-over clip commonly used with hood pins is now available with an added lanyard which fastens to body panel for easy installation and prevents lost clips. Sold each.

ALL18460 Clip With 6" Lanyard

ALL18462 Clip With 10" Lanyard



Steel Lanyards



Steel lanyards feature 1/16" diameter cable with 3/4" loops on each end for light duty applications such as hood pins or retention of similar type fasteners to prevent loss.

ALL18461 6" Long

ALL18463 10" Long

Nylon Lanyards **ALL18468**



Nylon lanyards feature a molded end with a 3/16" hole on one end and a snap together open loop on the other end to quickly and easily secure a variety of components. Once snapped together, loop is permanently locked. 10" long, package of 4.

Hair Pins

Zinc coated hair pins are formed from .093" diameter steel wire. Package of 2.

ALL18442 1-5/8"

ALL18444 2-1/2"

Diaper Pins

Steel diaper pins are zinc coated. Sold each.

ALL18446 1-3/4", .060" Diameter

ALL18448 2-3/4", .090" Diameter

Lock Pins

Use lock pin in place of a bolt for items that need to be removed frequently or easily. Wire loop folds over pin to lock in place. Size noted is under head length to end of pin. Sold each.

ALL18452 1/4" x 2"

ALL18454 5/16" x 2-3/4"

Universal Line Clamps

Two-piece aluminum clamps dress up wiring or hard lines. Package of 4.

ALL18320 3/16"

ALL18321 1/4"

ALL18322 5/16"

ALL18323 3/8"



Line Clamps

Aluminum clamps have a protective neoprene cushion to prevent abrasion and a 1/4" mounting hole to secure electrical wiring, hoses or cables to a panel or frame.



Black nylon clamps have a 3/16" mounting hole to secure electrical wiring, hoses or cables to a panel or frame.

Clamp Size	Aluminum		Nylon	
	10-Pack	50-Pack	10-Pack	50-Pack
1/8"	-	-	ALL18309	ALL18309-50
3/16"	ALL18300	ALL18300-50	ALL18310	ALL18310-50
1/4"	ALL18301	ALL18301-50	ALL18311	ALL18311-50
3/8"	ALL18302	ALL18302-50	ALL18312	ALL18312-50
1/2"	ALL18303	ALL18303-50	ALL18313	ALL18313-50
5/8"	ALL18304	ALL18304-50	ALL18314	ALL18314-50
3/4"	ALL18305	ALL18305-50	ALL18315	ALL18315-50
7/8"	ALL18306	ALL18306-50	-	-
1"	ALL18307	ALL18307-50	ALL18317	ALL18317-50
1-1/4"	ALL18308	ALL18308-50	-	-

Hose Clamps

Heavy duty all stainless steel construction clamps are easily tightened with a deep slot hex head screw. Superior to standard hardware store clamps.

Part No.	Min O.D.	Max O.D.
2-Pack		
ALL18330	1/4"	5/8"
ALL18332	1/2"	1-1/8"
ALL18334	1"	2"
ALL18336	1-5/16"	2-1/4"
ALL18338	1-9/16"	2-1/2"
ALL18340	1-5/8"	3-1/2"
ALL18342	2-5/8"	4-1/2"
10-Pack		
ALL18330-10	1/4"	5/8"
ALL18332-10	1/2"	1-1/8"
ALL18334-10	1"	2"
ALL18336-10	1-5/16"	2-1/4"
ALL18338-10	1-9/16"	2-1/2"



T-Bolt Band Clamps

Stainless steel constructed band clamps provide a better sealing option over traditional hose clamps in performance applications. Clamps feature a 3/4" wide band and are sold in pairs.

Part No.	Min O.D.	Max O.D.
ALL18344	1-1/2"	1-3/4"
ALL18345	1-3/4"	2"
ALL18347	2"	2-3/8"
ALL18349	2-1/4"	2-5/8"
ALL18350	2-3/8"	2-3/4"
ALL18351	2-3/4"	3-1/4"
ALL18352	3"	3-3/8"
ALL18353	3-1/4"	3-5/8"
ALL18354	3-3/4"	4-1/4"
ALL18355	4-1/4"	4-5/8"



Aluminum AN To NPT Adapters



AN Size	NPT	Straight	45°	90°
-3	1/8"	ALL49502	ALL49532	ALL49562
-4	1/8"	ALL49505	ALL49535	ALL49565
-4	1/4"	ALL49506	ALL49536	ALL49566
-4	3/8"	ALL49507	ALL49537	ALL49567
-6	1/8"	ALL49508	ALL49538	ALL49568
-6	1/4"	ALL49509	ALL49539	ALL49569
-6	3/8"	ALL49510	ALL49540	ALL49570
-6	1/2"	ALL49511	ALL49541	ALL49571
-8	1/4"	ALL49512	ALL49542	ALL49572
-8	3/8"	ALL49513	ALL49543	ALL49573
-8	1/2"	ALL49514	ALL49544	ALL49574
-10	3/8"	ALL49517	ALL49547	ALL49577
-10	1/2"	ALL49518	ALL49548	ALL49578
-10	3/4"	ALL49519	ALL49549	ALL49579
-12	1/2"	ALL49520	ALL49550	ALL49580
-12	3/4"	ALL49521	ALL49551	ALL49581

Aluminum 90° Swivel To Male NPT

Part No.	NPT	AN Size
ALL49584	1/8"	-4
ALL49585	1/4"	-4
ALL49587	1/8"	-6
ALL49588	1/4"	-6
ALL49589	3/8"	-6
ALL49590	1/2"	-6
ALL49591	1/4"	-8
ALL49592	3/8"	-8
ALL49596	3/8"	-10
ALL49599	1/2"	-12



Aluminum AN Bulkhead Adapters

Part No.	A Size	B Size
Straight Bulkhead		
ALL49610	-3	-3
ALL49611	-4	-4
ALL49612	-6	-6
ALL49613	-8	-8
ALL49614	-10	-10
ALL49615	-12	-12
ALL49616	-16	-16
90° Bulkhead		
ALL49620	-3	-3
ALL49621	-4	-4
ALL49622	-6	-6
ALL49623	-8	-8
ALL49624	-10	-10
ALL49625	-12	-12
ALL49626	-16	-16



Aluminum AN Bulkhead Nuts

ALL49600 -3	ALL49604 -10
ALL49601 -4	ALL49605 -12
ALL49602 -6	ALL49606 -16
ALL49603 -8	



Aluminum AN Flare Adapters

Part No.	A Size	B Size
Female Swivel Union		
ALL49700	-3	-3
ALL49701	-4	-4
ALL49702	-6	-6
ALL49703	-6	-8
ALL49704	-8	-8
ALL49705	-8	-10
ALL49706	-10	-10
Male Union		
ALL49710	-3	-3
ALL49711	-4	-4
ALL49712	-6	-6
ALL49713	-8	-8
ALL49714	-10	-10
ALL49715	-12	-12
ALL49716	-16	-16
90° Union		
ALL49720	-3	-3
ALL49721	-4	-4
ALL49722	-6	-6
ALL49723	-8	-8
ALL49724	-10	-10
ALL49725	-12	-12
Male Reducer		
ALL49730	-3	-4
ALL49731	-4	-6
ALL49732	-4	-8
ALL49733	-4	-10
ALL49734	-6	-8
ALL49735	-6	-10
ALL49736	-8	-10
ALL49737	-8	-12
ALL49738	-10	-12
ALL49739	-12	-16
Swivel Reducer		
ALL49740	-4	-3
ALL49741	-6	-4
ALL49742	-8	-4
ALL49743	-8	-6
ALL49744	-10	-6
ALL49745	-10	-8
ALL49746	-12	-8
ALL49747	-12	-10
ALL49748	-16	-10
ALL49749	-16	-12
Swivel Flare Expander		
ALL49750	-3	-4
ALL49751	-4	-6
ALL49752	-6	-8
ALL49753	-8	-10
ALL49754	-10	-12
ALL49755	-12	-16
ALL49756	-16	-20



Aluminum AN Bulkhead Tee

Part No.	A Size	B Size	C Size
Tee On-The-Side			
ALL49630	-3	-3	-3
ALL49631	-4	-4	-4
ALL49632	-6	-6	-6
ALL49633	-8	-8	-8
ALL49634	-10	-10	-10



Aluminum AN Flare Tee

Part No.	A Size	B Size	C Size
Tee			
ALL49640	-3	-3	-3
ALL49641	-4	-4	-4
ALL49642	-6	-6	-6
ALL49643	-8	-8	-8
ALL49644	-10	-10	-10
ALL49645	-12	-12	-12
ALL49646	-16	-16	-16
Tee, Female Swivel On Side			
ALL49650	-3	-3	-3
ALL49651	-4	-4	-4
ALL49652	-6	-6	-6
ALL49653	-8	-8	-8

Part No.	AN Size
Aluminum Flare Cap	
ALL49670	-3
ALL49671	-4
ALL49672	-6
ALL49673	-8
ALL49674	-10
ALL49675	-12
ALL49676	-16
Aluminum Flare Plug	
ALL49680	-3
ALL49681	-4
ALL49682	-6
ALL49683	-8
ALL49684	-10
ALL49685	-12
ALL49686	-16
Aluminum Tube Nut, 2-Pack	
ALL50320	-3
ALL50321	-4
ALL50322	-6
ALL50323	-8
ALL50324	-10
Aluminum Tube Sleeve, 2-Pack	
ALL50330	-3
ALL50331	-4
ALL50332	-6
ALL50333	-8
ALL50334	-10

Aluminum Inline Pressure Gauge Adapters

Part No.	A Size	B Size	C Size
ALL49760	-4	-4	1/8"
ALL49761	-6	-6	1/8"
ALL49762	-6 Fem.	-6	1/8"
ALL49763	3/8" Male	-6	1/8"
ALL49765	-8	-8	1/8"

Aluminum Gauge Fittings

ALL50201 1/8" NPT Female To -3AN
 ALL50202 1/8" NPT Female To -4AN

AN Flare To ORB Adapters

Part No.	A Size	B Size
Aluminum O-Ring Boss		
ALL49830	3/8"-24 (-3)	-4
ALL49831	7/16"-20 (-4)	-4
ALL49832	9/16"-18 (-6)	-4
ALL49833	3/4"-16 (-8)	-4
ALL49834	7/8"-14 (-10)	-4
ALL49836	9/16"-18 (-6)	-6
ALL49837	3/4"-16 (-8)	-6
ALL49838	7/8"-14 (-10)	-6
ALL49839	1-1/16"-12 (-12)	-6
ALL49841	9/16"-18 (-6)	-8
ALL49842	3/4"-16 (-8)	-8
ALL49843	7/8"-14 (-10)	-8
ALL49844	1-1/16"-12 (-12)	-8
ALL49845	1-5/16"-12 (-16)	-8
ALL49847	3/4"-16 (-8)	-10
ALL49848	7/8"-14 (-10)	-10
ALL49849	1-1/16"-12 (-12)	-10
ALL49850	1-5/16"-12 (-16)	-10
ALL49852	3/4"-16 (-8)	-12
ALL49853	7/8"-14 (-10)	-12
ALL49854	1-1/16"-12 (-12)	-12
ALL49855	1-5/16"-12 (-16)	-12
ALL49857	1-1/16"-12 (-12)	-16
ALL49858	1-5/16"-12 (-16)	-16

NPT Adapters

Part No.	A Size	B Size
Aluminum NPT Reducer		
ALL49770	1/4"	1/8"
ALL49771	3/8"	1/8"
ALL49772	3/8"	1/4"
ALL49773	1/2"	1/8"
ALL49774	1/2"	1/4"
ALL49775	1/2"	3/8"
ALL49776	3/4"	1/4"
ALL49777	3/4"	3/8"
ALL49778	3/4"	1/2"

Part No.	NPT Size	Qty.
Aluminum Male NPT Nipple		
ALL49780	1/8"	1
ALL49781	1/4"	1
Aluminum Female NPT Coupler		
ALL49785	1/8"	1
Aluminum Internal Allen NPT Plug		
ALL49800	1/16"	2
ALL49801	1/8"	2
ALL49802	1/4"	2
ALL49803	3/8"	2
ALL49804	1/2"	1
ALL49805	3/4"	1
Steel Internal Allen NPT Plug*		
ALL49811	1/8"	2
ALL49812	1/4"	2
ALL49813	3/8"	2
ALL49814	1/2"	1
Aluminum Hex NPT Plug		
ALL49820	1/8"	1
ALL49821	3/8"	1
ALL49822	1/2"	1

*Larger quantities available





WARNING PROP. 65 (See Below)

NPT To AN Fittings

1/8"-27NPT steel fittings are commonly used when connecting braided lines to brake calipers, engine oiling systems, etc.



ALL50000
ALL50001



ALL50010
ALL50011



ALL50018
ALL50019



ALL50021



ALL50020



ALL50199
ALL50200

- ALL50000** 1/8"NPT Male To -3AN Straight, 2-Pack
- ALL50001** 1/8"NPT Male To -4AN Straight, 2-Pack
- ALL50004** 1/8"NPT Male To -4AN Straight, Tall
- ALL50010** 1/8"NPT Male To -3AN 45 Deg.
- ALL50011** 1/8"NPT Male To -4AN 45 Deg.
- ALL50018** 1/8"NPT Male To -3AN 90 Deg.
- ALL50019** 1/8"NPT Male To -4AN 90 Deg.
- ALL50020** 1/8"NPT Male To -3AN 90 Deg. Tall
- ALL50021** 1/8"NPT Male To -4AN 90 Deg. Tall
- ALL50199** 1/8"NPT Female To -3AN
- ALL50200** 1/8"NPT Female To -4AN

NPT Fittings

Popular brass 1/8"-27NPT fittings used for a variety of applications.



ALL50182



ALL50185



ALL50184



ALL50138



ALL50139

- ALL50182** 1/8"NPT Plug, 4-Pack
- ALL50184** 1/8"NPT Male Union, 4-Pack
- ALL50185** 1/8"NPT Female Union, 4-Pack
- ALL50138** 1/8"NPT Tee, 2-Pack
- ALL50139** 1/8"NPT Tee, 2-Pack

Petcock ALL99030

Replacement petcock for Allstar breather and overflow tanks is also perfect for draining coolant from engines. 1/4"NPT threads.



WARNING: PROP. 65

The products on this page can expose you to lead, which is known to the State of California to cause cancer, birth defects or other reproductive harm. For more information, go to: www.P65Warnings.ca.gov

Caliper Fittings

Commonly used in stock type calipers in place of the banjo fitting and bolt. Fittings allow direct connection to a steel braided line. Fittings are sold in a pack of 2.



ALL50040



ALL50029
ALL50030
ALL50036



ALL50032



ALL50035

- ALL50029** 3/8"-24 To -3AN Straight
- ALL50030** 3/8"-24 To -4AN Straight
- ALL50032** 7/16"-20 To -4AN Straight
- ALL50035** 7/16"-20 To -4AN 90 Deg.
- ALL50037** 10mm - 1.50 To -3AN Straight
- ALL50036** 10mm - 1.50 To -4AN Straight
- ALL50040** 10mm - 1.50 To Female 1/8"-27NPT

Banjo Fittings

Banjo fittings are commonly used with banjo bolts and crush washers in stock type calipers to allow direct connection of a steel braided line and allow pivoting the line as needed. Fittings are sold in a pack of 2.

- ALL50060** 3/8" To -3AN
- ALL50061** 3/8" To -4AN
- ALL50062** 7/16" To -3AN
- ALL50063** 7/16" To -4AN
- ALL50067** 10mm To -3AN
- ALL50068** 10mm To -4AN
- ALL50066** 10mm To -4AN Extended



ALL50063



ALL50066

Banjo Bolts

Banjo bolts are a drilled bolt to allow fluid to pass through and are commonly used with banjo fittings and crush washers in stock type calipers to allow direct connection of a steel braided line. Bolts are sold in a pack of 2.

- ALL50070** 3/8"-24
- ALL50072** 7/16"-20
- ALL50076** 10mm-1.25
- ALL50077** 10mm-1.50



Crush Washers

Crush washers are used when sealing metal to metal contact points of banjo fittings and bolts. Soft material conforms to the irregularities of the sealing surfaces. Washers are sold in a pack of 10.



- ALL50082** 3/8" And 10mm
- ALL50080** 7/16"

Bleeder Fitting With Screw **ALL50180**

Designed for popular aftermarket calipers, these fittings have 1/8"-27 threads and include a 1/4"-28 bleeder screw. Sold in a pack of 4.



Bleeder Caps **ALL50855**

Rubber caps keep dirt and moisture out of brake caliper bleeder screw fittings. Caps fit ALL50180 and most other popular small bleeder screws. Package of 10.



Inverted Flare Fittings

An inverted flare fitting is a common brake fitting designed to withstand the high pressures found in braking systems.



ALL50120
ALL50121



ALL50125



ALL50127



ALL50183



ALL50135



ALL50136
ALL50137



ALL50130
ALL50131
ALL50132
ALL50133

- ALL50120** 3/16" To Male 1/8"-27 NPT, 4-Pack
- ALL50125** 3/16" To Male 1/8"-27 NPT 90 Degree, 4-Pack
- ALL50127** 3/16" To Female 1/8"-27 NPT, 4-Pack
- ALL50136** 3/16" Tee, 2-Pack
- ALL50137** 3/16" Tee With 1/8"-27 NPT Female Port On Side
- ALL50135** 3/16" Tee With 1/8"-27 NPT Male Nipple On Side
- ALL50183** 3/16" Steel Plug, 4-Pack
- ALL50121** 1/4" To Male 1/8"-27 NPT, 4-Pack
- ALL50129** 5/16" To Male 1/4"-18 NPT 2-Pack
- ALL50130** 3/16" Union, 4-Pack
- ALL50131** 1/4" Union, 4-Pack
- ALL50132** 5/16" Union, 4-Pack
- ALL50133** 3/8" Union, 4-Pack

Master Cylinder Adapter Fittings **ALL41012**

Fittings adapt master cylinders or combination valves with 1/2"-20 and 9/16"-18 ports to accept 3/16" inverted flare brake line with standard 3/8"-24 fittings.

Kit includes one of each fitting.



WARNING: PROP. 65

The products on this page can expose you to lead, which is known to the State of California to cause cancer, birth defects or other reproductive harm. For more information, go to: www.P65Warnings.ca.gov

Bolt-In Adapter Fittings

Bulkhead style aluminum fittings adapt 3/16" inverted flare line to an AN type fitting. The 9/16" threaded body with attaching nut can be mounted through a C-channel style frame or a chassis tab.



- ALL50104** 3/16" To 3AN
- ALL50105** 3/16" To 4AN
- ALL60092** Weld-On Tabs, 4-Pack



ALL60092

Clip-In Adapter Fittings

Steel adapter fittings provide a bulkhead style connection to AN lines that can be mounted directly to the chassis by using tabs or brackets and retainer clips. Fittings fit in a 5/8" hole and are sold in a pack of 2.



- ALL50100** 3/16" Inverted Flare To -3AN
- ALL50101** 3/16" Inverted Flare To -4AN
- ALL50102** 1/8"-27NPT To -3AN
- ALL50103** 1/8"-27NPT To -4AN
- ALL60029** Bolt-on Tabs 2-Pack
- ALL60030** Weld-on Tabs 4-Pack
- ALL50150** Retainer Clip 4-Pack




ALL50150



ALL60029 ALL60030

TECH TIP

Installation Reference



D.O.T. Legal Brake Hose Kits

Kit includes everything necessary to complete the connection between 3/16" steel brake line and the brake caliper for one axle. Kits include two brake line adapter fittings, steel weld on tabs, retainer clips, banjo caliper fittings, banjo bolts, crush washers, and 16" DOT approved #3 braided steel hoses.



- ALL42032** GM Metric Kit With 10mm-1.50 Caliper Bolts
- ALL42033** Big GM Kit With 7/16"-20 Caliper Bolts

Brake Hose Kits

Kit includes everything necessary to complete the connection between 3/16" steel brake line and the brake caliper for one axle. Kits include two brake line adapter fittings, steel weld on tabs, retainer clips, banjo caliper fittings, banjo bolts, crush washers, and 15" #3 braided steel hoses.




- ALL42025** GM Metric Kit With 10mm-1.50 Caliper Bolts
- ALL42027** Big GM Kit With 7/16"-20 Caliper Bolts



Braided Steel Lines

A wide selection of braided steel lines in various lengths. All lines come with one straight end and your choice of straight, 45° or 90° on the other end. The inner PTFE hose is compatible with all brake fluids. The braided stainless steel outer covering resists abrasion and corrosion. Ideal for use where bending and flexing occurs. More durable than rubber hose. Lengths stated are overall end-to-end, including fittings.

Note: Lines are also available in 5-pack and 25-pack quantities. Add a (-5) or (-25) to end of part number. Example ALL46400-6-25 for a 25-pack. Lengths stated are overall end-to-end, including fittings. Lines are NOT D.O.T. approved.



#3 Braided Steel Lines With -3 Ends

Length	Two -3 Straight	-3 Straight And -3 45°	-3 Straight And -3 90° Forged	-3 Straight And -3 90° Tube
6"	ALL46300-6	—	ALL46302-6	ALL46304-6
9"	ALL46300-9	—	ALL46302-9	ALL46304-9
10"	ALL46300-10	—	ALL46302-10	ALL46304-10
12"	ALL46300-12	—	ALL46302-12	ALL46304-12
14"	ALL46300-14	ALL46301-14	ALL46302-14	ALL46304-14
15"	ALL46300-15	ALL46301-15	ALL46302-15	ALL46304-15
16"	ALL46300-16	ALL46301-16	ALL46302-16	ALL46304-16
18"	ALL46300-18	ALL46301-18	ALL46302-18	ALL46304-18
20"	ALL46300-20	—	ALL46302-20	ALL46304-20
21"	ALL46300-21	—	ALL46302-21	ALL46304-21
22"	ALL46300-22	—	ALL46302-22	ALL46304-22
24"	ALL46300-24	ALL46301-24	ALL46302-24	ALL46304-24
26"	ALL46300-26	—	ALL46302-26	ALL46304-26
28"	ALL46300-28	—	ALL46302-28	ALL46304-28
30"	ALL46300-30	—	ALL46302-30	ALL46304-30
32"	ALL46300-32	—	ALL46302-32	ALL46304-32
34"	ALL46300-34	ALL46301-34	—	—
36"	ALL46300-36	—	ALL46302-36	ALL46304-36
40"	ALL46300-40	—	—	—
42"	ALL46300-42	—	ALL46302-42	ALL46304-42
43"	ALL46300-43	—	—	—
44"	ALL46300-44	—	—	—
47"	ALL46300-47	—	—	—
48"	ALL46300-48	—	ALL46302-48	ALL46304-48
50"	ALL46300-50	—	—	—
60"	ALL46300-60	—	ALL46302-60	ALL46304-60
108"	ALL46300-108	—	—	—
120"	ALL46300-120	—	—	—
180"	ALL46300-180	—	—	—



Straight End



45° End

#4 Braided Steel Lines With -4 Ends

Length	Two -4 Straight	-4 Straight And -4 45°	-4 straight And -4 90° Forged	-4 Straight And -4 90° Tube
6"	ALL46400-6	—	ALL46402-6	ALL46404-6
9"	ALL46400-9	—	ALL46402-9	ALL46404-9
10"	ALL46400-10	—	ALL46402-10	ALL46404-10
12"	ALL46400-12	—	ALL46402-12	ALL46404-12
14"	ALL46400-14	—	ALL46402-14	ALL46404-14
15"	ALL46400-15	ALL46401-15	ALL46402-15	ALL46404-15
16"	ALL46400-16	—	ALL46402-16	ALL46404-16
18"	ALL46400-18	ALL46401-18	ALL46402-18	ALL46404-18
20"	ALL46400-20	—	ALL46402-20	ALL46404-20
21"	ALL46400-21	—	ALL46402-21	ALL46404-21
22"	ALL46400-22	—	ALL46402-22	ALL46404-22
24"	ALL46400-24	ALL46401-24	ALL46402-24	ALL46404-24
26"	ALL46400-26	—	ALL46402-26	ALL46404-26
28"	ALL46400-28	—	ALL46402-28	ALL46404-28
30"	ALL46400-30	—	ALL46402-30	ALL46404-30
32"	ALL46400-32	—	ALL46402-32	ALL46404-32
36"	ALL46400-36	—	ALL46402-36	ALL46404-36
42"	ALL46400-42	—	ALL46402-42	ALL46404-42
48"	ALL46400-48	—	ALL46402-48	ALL46404-48
60"	ALL46400-60	—	ALL46402-60	ALL46404-60
90"	ALL46400-90	—	—	—
120"	ALL46400-120	—	ALL46402-120	ALL46404-120
180"	ALL46400-180	—	—	—



90° Forged End



90° Tube End



Coated Braided Steel Lines With Steel Ends

Black coated braided steel lines with steel ends. Choose #3 or #4 line in straight/straight or straight/ 90° configurations. Lengths stated are overall, end-to-end.



Length	#3 Line		#4 Line	
	Two -3 Straight	-3 90° and -3 Straight	Two -4 Straight	-4 90° and -4 Straight
12"	ALL48430-12	ALL48434-12	ALL48440-12	ALL48444-12
15"	ALL48430-15	ALL48434-15	ALL48440-15	ALL48444-15
18"	ALL48430-18	ALL48434-18	ALL48440-18	ALL48444-18
21"	ALL48430-21	ALL48434-21	ALL48440-21	ALL48444-21
24"	ALL48430-24	ALL48434-24	ALL48440-24	ALL48444-24
30"	ALL48430-30	ALL48434-30	ALL48440-30	ALL48444-30
36"	ALL48430-36	ALL48434-36	ALL48440-36	ALL48444-36

Coated Braided Steel Lines With Aluminum Ends

Black coated braided steel lines have black aluminum ends. Choose #2, #3 or #4 line in straight/straight or straight/ 90° configurations. Lengths stated are overall, end-to-end.



Length	#2 Line	#3 Line		#4 Line	
	Two -3 Straight	Two -3 Straight	-3 90° and -3 Straight	Two -4 Straight Ends	-4 90° And -4 Straight
6"	ALL48385	ALL48387	ALL48413	ALL48349	ALL48398
9"	ALL48386	ALL48388	ALL48414	ALL48350	ALL48399
12"	ALL48371	ALL48361	ALL48415	ALL48351	ALL48400
15"	ALL48372	ALL48362	ALL48416	ALL48352	ALL48401
18"	ALL48373	ALL48363	ALL48417	ALL48353	ALL48402
21"	ALL48374	ALL48364	ALL48418	ALL48354	ALL48403
24"	ALL48375	ALL48365	ALL48419	ALL48355	ALL48404
30"	ALL48376	ALL48366	ALL48420	ALL48356	ALL48405
32"	-	ALL48367	-	-	-
36"	ALL48378	ALL48368	ALL48422	ALL48358	ALL48407
40"	ALL48384	ALL48389	ALL48426	ALL48390	ALL48427
46"	-	-	ALL48394	-	-
48"	ALL48379	ALL48369	ALL48423	ALL48359	ALL48408
52"	-	ALL48392	-	-	-
60"	ALL48380	ALL48370	ALL48424	ALL48360	ALL48409
62"	-	ALL48393	-	-	-
73"	ALL48383	ALL48382	ALL48425	ALL48381	ALL48410

#6 Coated Braided Steel Lines With Aluminum Ends

Black coated braided steel lines have black aluminum ends. Lengths stated are overall, end-to-end.

Length	Two -6 Straight	-6 90° & -6 Straight
12"	ALL48465-12	ALL48466-12
24"	ALL48465-24	ALL48466-24
36"	ALL48465-36	ALL48466-36
72"	ALL48465-72	-
120" (10 ft.)	ALL48465-120	-
192" (16 ft.)	ALL48465-192	-



Quick Disconnect Couplings

2-piece couplings allow lines to be separated without loss of fluid or requirement of bleeding. Commonly used on brake systems when changing front or rear axle assembly, hydraulic wing cylinders, a hydraulic clutch system using a hydraulic throw out bearing or when servicing a transmission with an internal hydraulic clutch.



- ALL50215** Steel Coupling With 1/8" NPT Female Threads
- ALL50212** Alum. Coupling With -3AN Male Threads
- ALL50213** Alum. Coupling With -4AN Male Threads
- ALL50209** Premium Coupling Fitting With -3AN Male Threads



Shannon Babb

#3 Braided Steel Lines With -4 Ends

Length	Two -4 Straight Ends	-4 90° And -4 Straight
9"	ALL46310-9	ALL46312-9
12"	ALL46310-12	ALL46312-12
15"	ALL46310-15	ALL46312-15
18"	ALL46310-18	ALL46312-18
21"	ALL46310-21	ALL46312-21
24"	ALL46310-24	ALL46312-24
28"	ALL46310-28	ALL46312-28
32"	ALL46310-32	ALL46312-32
36"	ALL46310-36	ALL46312-36
42"	ALL46310-42	ALL46312-42
48"	ALL46310-48	ALL46312-48
60"	ALL46310-60	ALL46312-60
120"	ALL46310-120	ALL46312-120



Braided Steel Lines With 10mm Banjo Fitting

Length	#3 Line		#4 Line
	-3 Straight	-4 Straight	-4 Straight
18"	ALL46340-18	-	ALL46440-18
21"	-	-	ALL46440-21
24"	-	ALL46341-24	ALL46440-24
44"	ALL46340-44	-	-

#4 Braided Steel Lines With 1/8"NPT And Straight -4 Ends

Length	Part No.
18"	ALL46420-18
24"	ALL46420-24
30"	ALL46420-30
36"	ALL46420-36
48"	ALL46420-48



#3 Braided Steel Lines With 3/16" Inverted Flare 90° And Straight -3 Ends

Length	Part No.
24"	ALL46332-24
36"	ALL46332-36
48"	ALL46332-48



Bulkhead Fittings

Black anodized aluminum bulkhead adapter fittings are perfect when plumbing needs to pass through a firewall, interior panel or a mounting bracket.

- ALL50092 Straight -3AN to -3AN
- ALL50093 Straight -4AN to -4AN
- ALL50094 90 Degree -3AN to -3AN
- ALL50095 90 Degree -4AN to -4AN
- ALL50096 Tee (Run) -3AN (3x)
- ALL50097 Tee (Run) -4AN (3x)
- ALL50098 -3AN Bulkhead Nut
- ALL50099 -4AN Bulkhead Nut



ALL50092
ALL50093



ALL50094
ALL50095



ALL50096
ALL50097



Bulkhead Mounting Tab

ALL60093

One-piece steel mounting tab with 7/16" hole can be bolted to the chassis or rear end to hold bulkhead fittings in place. Bracket is 5/64" thick.



90 Degree Swivel Fitting

Black anodized aluminum fitting swivels a full 360 degree for convenient hose connection. 1/8"NPT fitting is commonly used in after-market calipers, gauge panels or anywhere a swivel connection would be useful.

- ALL50108 1/8"NPT to -3AN
- ALL50109 1/8"NPT to -4AN



AN Union Fittings

Black anodized aluminum flare union adapter fittings are commonly used to connect two hoses with female AN ends.

- ALL50090 -3AN to -3AN
- ALL50091 -4AN to -4AN



Clutch Line Kits

Designed to connect clutch master cylinder to hydraulic throw-out bearing or directly to transmissions with internal clutches. Pre-assembled braided steel hose assemblies have #3 lines and are fitted with one -3AN straight end and one 3/16" inverted flare 90° hard line end. Also includes one 1/8" male to -3AN fitting (ALL50000).

ALL46100-24...Kit With 24" Line

ALL46100-36...Kit With 36" Line

ALL46100-48...Kit With 48" Line



Universal Clutch Line Kit

ALL46101-36

Universal kit includes a variety of fittings to connect most master cylinders to a hydraulic slave cylinder, throw-out bearing or to an internal clutch transmission. Kit includes an 8" long 3/16" hard line, a straight and 90 degree male 1/8" NPT to 3/16" inverted flare fittings, a straight female 1/8" NPT to 3/16" inverted flare fitting, two straight male 1/8" NPT to -4 hose fittings, a 36" #4 braided steel hose with -4AN fittings and line clamps for the steel and braided line.



Hydraulic Throw Out Bearing Remote Bleed Kit **ALL46102**

Bleed line kit connects to most popular hydraulic bearings to allow easier bleeding of system by placing the bleeder screw outside of the bellhousing. Kit includes a 10" long line with adapter fittings for bearings with 3AN, 4AN or 1/8" NPT bleed ports.




D.O.T. Legal Brake Hose Kits

Kit includes everything necessary to complete the connection between 3/16" steel brake line and the brake caliper for one axle. Kits include two brake line adapter fittings, steel weld on tabs, retainer clips, banjo caliper fittings, banjo bolts, crush washers, and 16" DOT approved #3 braided steel hoses.

ALL42032..... GM Metric Kit With 10mm-1.50 Caliper Bolts

ALL42033..... Big GM Kit With 7/16"-20 Caliper Bolts




Brake Hose Kits

Kit includes everything necessary to complete the connection between 3/16" steel brake line and the brake caliper for one axle. Kits include two brake line adapter fittings, steel weld on tabs, retainer clips, banjo caliper fittings, banjo bolts, crush washers, and 15" #3 braided steel hoses.

ALL42025..... GM Metric Kit With 10mm-1.50 Caliper Bolts

ALL42027..... Big GM Kit With 7/16"-20 Caliper Bolts



Dirt Race Car Brake Line Kit

Kit allows braided lines to be run throughout a dirt race car. Includes all lines needed to reach from the calipers to inside the foot box. Additional fittings may be required.

This kit uses #3 line size for stiffer pedal feel while utilizing the more popular -4AN ends.

ALL42052..... Kit For Dirt Modifieds With OEM Calipers

ALL42053..... Kit For Dirt Modifieds With Aftermarket Calipers

ALL42054..... Kit For Dirt Late Models With Aftermarket Calipers



Rear End Brake Line Kit (Single Line Drop)

Kit is designed to eliminate "hanging" brake lines near the rear calipers. Rear brake line kits utilize a single line drop located near the left side of the center section. Kit includes braided lines (#3 line with -4AN ends), -4AN tee, 3" axle tube clamp bracket and a tee bracket.

ALL42056.. Kit For Dirt Modifieds (60" Wide) With OEM Calipers

ALL42057.. Kit For Dirt Modifieds (60" Wide) W/Aftermarket Calipers

ALL42058.. Kit For Dirt Late Models (62" Wide) W/Aftermarket Calipers



Front End Brake Line Kit

Kits include braided lines to reach from the front calipers to inside the foot box. Braided lines are #3 size with -4AN ends. The #3 line size offers a stiffer pedal feel while utilizing the more popular -4AN ends.

ALL42060..... Kit For Dirt Modifieds With OEM Calipers

ALL42061..... Kit For Dirt Modifieds With Aftermarket Calipers

ALL42062..... Kit For Dirt Late Model With Aftermarket Calipers

Note: Visit our website for specific components used in these kits!



Gauge Line Kits

Gauge line kits provide easy connection to most mechanical oil and fuel pressure gauges. Includes a pre-assembled length of #4 braided steel line with -4AN ends and male and female 1/8"NPT adapters to work with most applications.

ALL46110-36..... Kit With 36" Line

ALL46110-48..... Kit With 48" Line

ALL46110-60..... Kit With 60" Line

ALL46110-72..... Kit With 72" Line





Steel Brake Line

Steel brake line is available in lengths from 8" to 72" for plumbing brake systems. Standard galvanized zinc coating.



Length	3/16" Line With 3/8"-24 Ends
8"	ALL48048
12"	ALL48050
20"	ALL48052
30"	ALL48054
40"	ALL48056
51"	ALL48058
60"	ALL48060
72"	ALL48062

Stainless Steel Brake Line

304 Grade stainless steel line has been double annealed for easier bending and flaring. Pre-made lines exceed SAE and DOT requirements and include standard size stainless flare nuts for years of service and show quality finish.



Length	3/16" Line With 3/8"-24 Ends	1/4" Line With 7/16"-24 Ends
8"	ALL48300	ALL48310
12"	ALL48301	ALL48311
20"	ALL48302	ALL48312
30"	ALL48303	ALL48313
40"	ALL48304	ALL48314
51"	ALL48305	ALL48315
60"	ALL48306	ALL48316
72"	ALL48307	ALL48317

Hard Brake Line Display Rack

ALL052

Display, organize, and inventory many lengths of 3/16" steel brake line. Rack measures 17" wide, and has 21 slots which hold 6 pieces each. Pre-punched mounting holes provide easy mounting on wall or display fixture. Not for use with braided brake lines.



Tubing Cutters

Cut plastic, aluminum, copper or steel tubing without distorting or crushing. Standard cutter works with tubing from 1/8" up to 1-1/8" and has wide rollers for even tracking of cutter wheel, built in reamer for cleaning inside of tubing and an extra cutting wheel. Mini cutter can cut tubing from 1/8" to 5/8" in tight areas.

ALL11010 Mini

ALL11011 Standard



ALL11010



ALL11011

Coiled Tubing

Coiled tubing works great for building 1 piece custom fuel lines without unions. Stainless steel tubing is 304 grade and double annealed for easy flaring and bending. Tubing does not include flare nuts (sold separately).



Part No.	Size	Material	Length
ALL48040	3/16"	Steel (Zinc Coated)	25'
ALL48308	3/16"	Stainless	20'
ALL48326	1/4"	Steel (Zinc Coated)	25'
ALL48318	1/4"	Stainless	20'
ALL48327	5/16"	Steel (Zinc Coated)	25'
ALL48328	3/8"	Steel (Zinc Coated)	25'
ALL48322	3/8"	Stainless	20'

Inverted Flare Nuts

Flare nuts are used for building custom hard brake lines, transmission cooler lines, oil lines and fuel lines. 3/16" and 1/4" nuts are available to fit most master cylinder and metering/proportioning valve applications. Select proper thread size for line used. Colors listed may vary.



Part No.	Size	Color	Qty.
Flare Nuts For 3/16" Line			
ALL50110	3/8"-24	Zinc Plated	10-Pack
ALL50111	3/8"-24	Stainless	10-Pack
ALL50113	7/16"-24	Red	2-Pack
ALL50114	1/2"-20	Green	2-Pack
ALL50115	9/16"-18	Olive	2-Pack
Flare Nuts For 1/4" Line			
ALL50116	7/16"-24	Zinc Plated	10-Pack
ALL50117	7/16"-24	Stainless	10-Pack
ALL50118	1/2"-20	Gold	2-Pack
ALL50119	9/16"-18	Blue	2-Pack
Flare Nuts For 5/16" Line			
ALL50140	1/2"-20	Zinc Plated	10-Pack
ALL50141	1/2"-20	Stainless	4-Pack
Flare Nuts For 3/8" Line			
ALL50142	5/8"-18	Zinc Plated	10-Pack
ALL50143	5/8"-18	Stainless	4-Pack

Steel Tube Nut And Sleeve

Tube nuts and sleeves are used when making hard line connections to male AN fittings. Line requires a 37° flare for proper sealing. Package of 4.

ALL50300 -3AN Tube Nut

ALL50310 -3AN Tube Sleeve



ALL50300



ALL50310

Aluminum Tube Nuts And Sleeves

Aluminum tube nuts and sleeves are used with corresponding hard lines to connect to male AN fittings. Line requires a 37° flare for proper sealing. Package of 2.



ALL50320



ALL50330

Size (Female)	For Tubing O.D.	Tube Nut	Tube Sleeve
-3	3/16"	ALL50320	ALL50330
-4	1/4"	ALL50321	ALL50331
-6	3/8"	ALL50322	ALL50332
-8	1/2"	ALL50323	ALL50333
-10	5/8"	ALL50324	ALL50334

Double Flare Tool

ALL11015

Double flares 3/16", 1/4", 5/16", 3/8" and 1/2" steel or aluminum and .040" copper tubing at 45°, the most common flare used in custom brake and fuel lines. Includes detailed instructions and a convenient plastic storage case.



Universal Line Clamps

Two-piece aluminum clamps dress up wiring or hard line. Package of 4.

ALL18320 3/16"

ALL18321 1/4"

ALL18322 5/16"

ALL18323 3/8" Nylon



Aluminum Line Clamps

Aluminum clamps have a protective neoprene cushion to prevent abrasion and a 1/4" mounting hole to secure electrical wiring, hoses or cables to a panel or frame.

Clamp Size	10-Pack	50-Pack
3/16"	ALL18300	ALL18300-50
1/4"	ALL18301	ALL18301-50
3/8"	ALL18302	ALL18302-50
1/2"	ALL18303	ALL18303-50
5/8"	ALL18304	ALL18304-50
3/4"	ALL18305	ALL18305-50
7/8"	ALL18306	ALL18306-50
1"	ALL18307	ALL18307-50
1-1/4"	ALL18308	ALL18308-50



Nylon Line Clamps

Black nylon clamps have a 3/16" mounting hole to secure electrical wiring, hoses or cables to a panel or frame.

Clamp Size	10-Pack	50-Pack
1/8"	ALL18309	ALL18309-50
3/16"	ALL18310	ALL18310-50
1/4"	ALL18311	ALL18311-50
3/8"	ALL18312	ALL18312-50
1/2"	ALL18313	ALL18313-50
5/8"	ALL18314	ALL18314-50
3/4"	ALL18315	ALL18315-50
1"	ALL18317	ALL18317-50



Nylon Brake Line Kit

ALL48030

Quickly plumb any race car using an Allstar nylon brake line kit. Kit extends from the master cylinder to the caliper and includes 35' of 3/16" line, compression ends, unions, tees and 1/8" NPT fittings. Race proven for years. Not for street use.



Deluxe Nylon Brake Line Kits

Deluxe kits feature push lock fittings to ease installation. Kits include 30' of 3/16" line and fittings. Not for street use.

ALL48018 For Use W/O Brake Gauges

ALL48019 For Use W/Brake Gauges



3/16" Nylon Brake Line

ALL48026 10'

ALL48027 50'

ALL48028 100'



3/16" Nylon Brake Line Compression Fittings



ALL48032 1/8"-27NPT Male To 3/16" Straight

ALL48033 1/8"-27NPT Male To 3/16" 90°

ALL48034 3/16" Union

ALL48035 3/16" Tee, All Compression

ALL48036 3/16" Captured End Caps, 10-Pack

3/16" Nylon Brake Line Push Lock Fittings



ALL48020 1/8"-27NPT Male To 3/16"

ALL48021 1/8"-27NPT Female To 3/16"

ALL48022 3/16" Tee, All Push Lock

ALL48023 3/16" Tee, Two Pushlock And One 1/8"-27NPT Male



Aluminum Fuel Line

Allstar aluminum fuel line is seamless and available in three diameters. 25' coil.

- ALL40180** 3/8" Dia.
ALL40185 1/2" Dia.
ALL40186 5/8" Dia.



Fuel Cell Hose

Clear vent and filler hose is ideal for Circle Track cars. Sold in pre-cut lengths.



Vent Hose	3'	5'	10'	20'
1" I.D.	ALL40160-3	ALL40160-5	ALL40160-10	ALL40160-20
1-1/4" I.D.	ALL40161-3	ALL40161-5	ALL40161-10	ALL40161-20
1-1/2" I.D.	ALL40162-3	ALL40162-5	ALL40162-10	ALL40162-20

Filler Hose	3'	5'	10'	20'
2-1/4" I.D.	ALL40168-3	ALL40168-5	ALL40168-10	ALL40168-20
2-1/2" I.D.	ALL40170-3	ALL40170-5	ALL40170-10	ALL40170-20

Caps And Plugs

A must for keeping debris out of lines and hoses. Ideal for keeping internal components of dry sump pumps, fuel pumps, pressure regulators, etc. clean during storage. Caps and plugs fit 37° flared fittings and straight threaded ports. Available in plastic and aluminum.



Cap	Plug	AN Size	Thread Size	No. Per Pkg.
Plastic Caps And Plugs				
ALL50801	ALL50811	-3	3/8"-24	20
ALL50802	ALL50812	-4	7/16"-20	20
ALL50803	ALL50813	-6	9/16"-18	20
ALL50804	ALL50814	-8	3/4"-16	20
ALL50805	ALL50815	-10	7/8"-14	10
ALL50806	ALL50816	-12	1-1/16"-12	10
ALL50807	ALL50817	-16	1-5/16"-12	10
ALL50808	ALL50818	-20	1-5/8"-12	5
Aluminum Caps And Plugs				
ALL50821	ALL50831	-3	3/8"-24	20
ALL50822	ALL50832	-4	7/16"-20	20
ALL50823	ALL50833	-6	9/16"-18	20
ALL50824	ALL50834	-8	3/4"-16	20
ALL50825	ALL50835	-10	7/8"-14	10
ALL50826	ALL50836	-12	1-1/16"-12	10
ALL50827	ALL50837	-16	1-5/16"-12	10

Cap And Plug Kits

Kits include five of each size, -3 to -16.



- ALL50800** Plastic Cap Kit
ALL50810 Plastic Plug Kit
ALL50820 Aluminum Cap Kit
ALL50830 Aluminum Plug Kit

Grommet Set **ALL18360**

Grommets are perfect for protecting wiring and hoses that pass through panels up to 1/16" (.062") thick. Kit includes 36 grommets (6 of each size: 1/4", 5/16", 3/8", 1/2", 5/8" and 11/16"). Grommets are also available in size specific 10-packs.



Part No.	Grommet Hole I.D.	Panel Hole I.D.
ALL18362	3/16"	5/16"
ALL18363	1/4"	3/8"
ALL18364	5/16"	7/16"
ALL18365	3/8"	1/2"
ALL18366	1/2"	5/8"
ALL18367	5/8"	7/8"
ALL18368	11/16"	1"

Vacuum Line

Premium vacuum line resists kinking and is pliable for easy routing. Often used when connecting sensors, vacuum advance units, windshield washers or replacing existing cracked, leaking vacuum lines. Size indicated is I.D. of hose.

- ALL40340** 5/32", 5' Long
ALL40341 5/32", 50' Long
ALL40342 7/32", 5' Long
ALL40343 7/32", 50' Long



Fuel Line


Premium fuel line is reinforced to help prevent kinking and is rated up to 50 PSI for use with carbureted applications. Fuel line has many other uses, including connecting PCV valves, coolant overflow tanks, and vent lines for transmissions and differentials. Line is compatible with gasoline, E-85, diesel and biodiesel. Size indicated is I.D. of hose.

- ALL40350** 1/4", 3' Long
ALL40351 1/4", 25' Long
ALL40353 5/16", 3' Long
ALL40354 5/16", 25' Long
ALL40356 3/8", 3' Long
ALL40357 3/8", 25' Long



Fuel Line Kits

Dual feed fuel line kits include the correct fittings and hoses to properly plumb single carburetor applications when connecting to AN style fitting. Line kits also include a capped -4AN fitting which can be easily connected to a fuel pressure gauge. Kits are offered with -6AN or -8AN lines and fittings.



Application	C To C	Carb Thread	Red/Blue	Black
-6 Holley (4150 Series)	9-5/16"	7/8"-20	ALL26154	ALL26164
-8 Holley (4150 Series)	9-5/16"	7/8"-20	ALL26156	ALL26166
-8 Holley (4150 Series)*	9-5/8"	7/8"-20	ALL26159	ALL26169
-8 Holley Ultra HP (4150 Series)	9-5/8"	3/4"-16	-	ALL26165
-8 Holley Dominator (4500 Series)	11-5/8"	7/8"-20	ALL26158	ALL26168
-8 BG Demon	9-5/8"	9/16"-24	ALL26157	ALL26167

*Designed for carburetors with custom metering block including Willy's and KB.

Fuel Logs

Fuel logs efficiently provide fuel to most 4150 series Holley style carburetors with 7/8"-20 inlet threads and standard metering blocks. Choose log with a -8AN male inlet fitting or -8 barbed inlet fitting for use with push lock hose. Logs have 1/2"NPT and 1/8"NPT plugs which can be removed when installing a return line or fuel pressure gauge.

ALL26152 Fuel Log With -8AN Barbed Inlet Fitting

ALL26153 Fuel Log With -8AN Male Inlet Fitting



ALL26153

Aluminum Carb Fittings

Convert Holley carburetors with 7/8"-20 threads, Holley Ultra HP with 3/4"-16 ORB threads or BG/Demon style with 9/16"-24 threads to an AN style connection. Anodized aluminum fittings simplify plumbing fuel systems and building custom fuel lines. Fittings sold each.



ALL50890
ALL50892

ALL50900

ALL50902

ALL50901

ALL50896

ALL50904

ALL50906

ALL50905

Fittings With:	Blue	Black
Female -6AN End Holley (7/8"-20)	ALL50890	ALL50892
Male -6AN End Holley (7/8"-20) Short	ALL50894	ALL50896
Female -8AN End Holley (7/8"-20)	ALL50900	ALL50902
Female -8AN End Holley HP (3/4"-16 ORB)	-	ALL50907
Female -8AN End BG/Demon (9/16"-24)	ALL50901	-
Male -8AN End Holley (7/8"-20) Short	ALL50904	ALL50906
Male -8AN End Holley (7/8"-20)	ALL50905	-

Replacement Component

ALL50910 Sealing Washer for 7/8" Fittings, 10-Pack




GM T.P.I.

Fuel Injection Fittings

Special tube O-ring fittings convert GM Tuned Port Injection fuel systems to -6AN fittings.

ALL50950 TPI Return Fitting, 14mm-1.50

ALL50951 TPI Inlet Fitting, 16mm-1.50




Sprint Wing Line Kit

ALL48006

Kit includes lightweight, coated, braided stainless steel lines and aluminum fittings to help simplify plumbing of KSE Gen2 steering gear and wing cylinder.

Kit includes (2) #4 slider lines (22" long and 36" long), (2) #4 pressure and return lines (18" long), (4) 45° -4AN to 1/8"NPT valve fittings, (2) 90° -4AN to 1/8"NPT cylinder fittings and (2) high-flow -3 ORB to -4AN fittings.



Power Steering Hose Kits

Kits include hose and fittings to properly install a remote reservoir style power steering pump to most cars. Steering box fittings are sold separately.



ALL48200

Front Mount Kits - O.E. Style Location With Pump Mounted To Front Of Engine

ALL48204 Kit For Stock Type Gear Box (Modified, Street Stock)

ALL48200 Kit For Rack And Pinion Steering


Rear Mount Kits - Pump Mounted To Bell Housing Mounted Dry Sump Pumps, Fuel Pumps, etc.

ALL48201 Kit For Rack And Pinion

ALL48205 Kit For Steering Box

Power Steering Hose

The same quality hose included in our power steering hose kits, available in a variety of lengths for building custom power steering lines or making repairs. Hose is suitable for most steering applications.



Power Steering Hose

ALL48270-3 -6, 3' Long

ALL48270-6 -6, 6' Long

ALL48270-10 .. -6, 10' Long

ALL48270-15 .. -6, 15' Long

ALL48270-20 .. -6, 20' Long

Stainless Hose

ALL48275-3 -10, 3' Long

ALL48275-6 -10, 6' Long

Power Steering Hose Ends

The same quality hose ends included in Allstar's power steering hose kits for building custom power steering lines or making repairs. Fittings are suitable for most steering applications.



ALL48271



ALL48272

-6 Hose Ends (Steel)

ALL48271 Straight

ALL48272 45°

ALL48273 90°

-10 Hose Ends (Aluminum)

ALL48276 Straight

ALL48277 45°

ALL48278 90°

ALL48279 120°



ALL48278



Power Steering Box Fittings

Allstar fittings convert most power steering boxes and racks to -6AN fitting.



O-Ring Style Fittings

- ALL48210*** ... -6AN Male To 16mm Fitting With O-Ring
- ALL48211** -6AN Male To 14mm Fitting With O-Ring
- ALL48212*** ... -6AN Male To 18mm Fitting With O-Ring
- ALL48214** -6AN Male To 9/16"-18 Fitting With O-Ring

ALL48215 ALL48217

Non O-Ring Style Fittings

- ALL48215** -6AN Male To 5/8"-18 Fitting
- ALL48217** -6AN Male To 11/16"-18 Fitting

*These are the two most common fittings when O-rings are needed.

Sprint Power Steering Lines



Assembled lines for power steering have -6AN ends and are compatible with high pressure pumps found in today's sprint cars where standard hose and fittings cannot be used. Lines are lightweight yet strong, weighing less than a standard high pressure hose assembly. Plumbing is perfect for connection of KSE steering gear to pump. 13-1/2" long.

- ALL48260** Line With Steel Ends And Protective Wrap
- ALL48261** Line With Aluminum Ends

ALL48260

Sprint Power Steering Supply Line

ALL48262

Gen2 supply line has a 90° -10AN and a straight -10AN aluminum fitting for a precise fit to the KSE Gen2 steering gear. New style hose is very flexible yet will not collapse under suction. Total overall length including fittings 9".



Oil Filter Adapters

Oil filter adapters are OE style replacement mounts for securing oil filter to engine block or oil pan when rebuilding or replacing an engine



ALL92000

- ALL92000** 1968-96 SB Chevy Including LT1 and 1968-90 Gen IV BB Chevy Engines, Aluminum adapter with bypass valve bolts to block and has 13/16"-16 threads to accept oil filter.
- ALL92001** Bolt kit for ALL92000
- ALL92004** Gen V and VI 1991-Up BB Chevy Engines, Adapter threads into block with 1"-12 threads and has 13/16"-16 threads to accept oil filter.
- ALL92005** 1997-2017 LS Series Engines Hex body adapter threads into oil pan.
- ALL92006** 1997-2017 LS Series Engines, Round body with internal hex adapter threads into oil pan.
- ALL92003** Fits Most SB Ford 302-351W Engines, Adapter threads into block with 1-1/16"-12 threads and has 3/4"-16 threads to accept oil filter.



ALL92004



ALL92003

Chevy Billet Oil Filter Adapter

ALL92020

Billet aluminum adapter replaces the stock cast aluminum adapter and eliminates the bypass found in OE adapters. Adapter fits most 1968-96 SB Chevy and 1968-90 Gen IV BB Chevy engines, has 13/16"-16 threads for spin-on style oil filters and includes mounting hardware.



Aluminum Oil Inlet Fittings

Aluminum fittings adapt NPT to AN threads that are commonly used when connecting oil lines, and other applications. Length stated is overall length. ALL90045 features two additional 1/8" NPT ports commonly used when plumbing valve spring oilers.

- ALL90048** 3/8" NPT to -10AN, 3" Long
- ALL90043** 1/2" NPT to -10AN, 3" Long
- ALL90044** 1/2" NPT to -12AN, 3" Long
- ALL90045** 1/2" NPT to -12AN, 3-1/2" Long (With 1/8" NPT Ports)



ALL90044 ALL90045

Inline Oil Temperature Tees

Install in the oil return line (pump-to-tank) to adapt a probe for an oil temperature gauge. All inline tees have 1/2" NPT threads for probe fittings and 1/4" holes for mounting.

- ALL90039** -8AN **NEW**
- ALL90040** -10AN
- ALL90041** -12AN
- ALL90042** -16AN



Reducer Fittings

Reducer fittings are an economical way to reduce the male AN thread size on items such as oil coolers and inline temperature tees.

- ALL90075** -10AN To -8AN
- ALL90076** -12AN To -10AN



Temperature Gauge Probe Adapters

Aluminum adapters are a nice upgrade from brass adapters and feature a longer length for use in shallow applications when the mechanical temperature gauge probe may contact the inside of a cylinder head or intake manifold. Extra length of fitting will still allow end of probe to protrude into the coolant for accurate readings.

- ALL50203** 3/8" NPT
- ALL50204** 1/2" NPT



Drain Plug Kits

Drain plug kits include a machined weld-on bung that has a step added to fit inside a drilled hole for easy installation. Kits are perfect when adding drain plugs to oil pans, rear end housings, dry sump tanks, etc.



Size	Aluminum Bung	Steel Bung
3/8" NPT	ALL50732	ALL50733
1/2" NPT	ALL50734	ALL50735

Weld Bungs

Weld-on bungs are available in 6061 aluminum or mild steel and allow additional fittings to be added to radiators, oil pans, or for building custom tanks or other components.

Female NPT

Size	O.D.	Aluminum	Steel
1/8"-27NPT	3/4"	ALL50740	ALL50750
1/4"-18NPT	7/8"	ALL50741	ALL50751
3/8"-18NPT	1"	ALL50742	ALL50752
1/2"-14NPT	1-1/4"	ALL50743	ALL50753
3/4"-14NPT	1-3/8"	ALL50744	ALL50754
1"-11-1/2NPT	1-5/8"	ALL50745	—



Male AN

Size	Thread	Flange O.D.	Aluminum	Steel
4AN	7/16"-20	3/4"	ALL50760	ALL50770
6AN	9/16"-18	7/8"	ALL50761	ALL50771
8AN	3/4"-16	1"	ALL50762	ALL50772
10AN	7/8"-14	1-1/8"	ALL50763	ALL50773
12AN	1-1/16"-12	1-3/8"	ALL50764	ALL50774
16AN	1-5/16"-12	1-5/8"	ALL50765	ALL50775
20AN	1-5/8"-12	1-3/4"	ALL50766	ALL50776



Female AN ORB

Size	Thread	O.D.	Aluminum
4AN	7/16"-20	3/4"	ALL50780
6AN	9/16"-18	7/8"	ALL50781
8AN	3/4"-16	1"	ALL50782
10AN	7/8"-14	1-1/8"	ALL50783
12AN	1-1/16"-12	1-3/8"	ALL50784
16AN	1-5/16"-12	1-5/8"	ALL50785



Overflow Nozzles

Aluminum nozzle acts as a signal to the driver indicating a possible overheating condition as the cooling system pushes out water. Nozzle with threaded body mounts in a body panel outside the driver's compartment and is available with a 1/4" barb or a -4AN male fitting.



ALL30178 Nozzle With 1/4" Barb Fitting

ALL30179 Nozzle With -4AN Male Fitting

Radiator Overflow Fitting

ALL99312

Commonly used fitting threads into the filler neck of most radiators, allowing connection to an overflow tank. Aluminum fitting has 1/8"NPT threads and accepts a 5/16" hose.



Petcock **ALL99030**

Replacement petcock for Allstar breather and overflow tanks is also perfect for draining coolant from engines. 1/4"NPT threads.



Radiator Hoses

Two-ply coolant hose is flexible and adapts to a variety of applications. Abrasion resistant cover will not crack or harden.



1-1/2" Dia. Upper Hose

ALL30200 12"
ALL30202 14"
ALL30204 15-1/2"
ALL30206 17"
ALL30208 20"
ALL30210 22"
ALL30212 25"
ALL30214 30"

1-3/4" Dia. Lower Hose


ALL30220 11"
ALL30222 13-1/2"
ALL30224 16-1/2"
ALL30226 19"
ALL30228 23-1/2"

Hose Clamps (2-Packs):

ALL18334 Clamps, Upper Hose
ALL18336 Clamps, Lower Hose

Hose Clamps

Heavy duty all stainless steel clamps are easily tightened with a deep slot hex head screw. Superior to standard hardware store clamps. For best connection, select the clamp which fits within the range of hose O.D.



Part No.	Min Hose O.D.	Max Hose O.D.
2-Pack		
ALL18330	1/4"	5/8"
ALL18332	1/2"	1-1/8"
ALL18334	1"	2"
ALL18336	1-5/16"	2-1/4"
ALL18338	1-9/16"	2-1/2"
ALL18340	1-5/8"	3-1/2"
ALL18342	2-5/8"	4-1/2"
10-Pack		
ALL18330-10	1/4"	5/8"
ALL18332-10	1/2"	1-1/8"
ALL18334-10	1"	2"
ALL18336-10	1-5/16"	2-1/4"
ALL18338-10	1-9/16"	2-1/2"

Power Grip Clamps

Gates Power Grip Clamps seal when heated with a standard heat gun, forming a tight band around standard rubber and silicone coolant hoses to provide a secure connection, even under harsh race conditions. Installed clamps provide a smooth, flush fit around hoses and eliminate exposed sharp edges associated with standard hose clamps. Select the band clamp which fits within range of hose O.D. for best connection. Sold each.



Part No.	Min Hose O.D.	Max Hose O.D.
ALL30250	1/2"	11/16"
ALL30251	11/16"	13/16"
ALL30252	13/16"	15/16"
ALL30253	15/16"	1-1/16"
ALL30254	1-1/16"	1-3/16"
ALL30255	1-3/16"	1-1/2"
ALL30256	1-1/2"	1-3/4"
ALL30257	1-3/4"	2"
ALL30258	2"	2-1/4"

Note: Clamps are not designed for use with flammable liquids or fuel line connections.



Performance SBC Fuel Pumps with AN Fittings

Lightweight die-cast three valve pump is great for use with Sportsman type engines up to 700HP and 8,000 RPM. Pump features AN style inlet and outlet fittings for easy plumbing. Lower section is clockable every 30° to fit most applications. Pump is rated at 45 GPH @ 7-8.5 PSI and does not require an external fuel pressure regulator.

ALL40266 8AN Inlet / 8AN Outlet

ALL40267 10AN Inlet / 8AN Outlet

Replacement Fittings

ALL50915 8AN Fitting

ALL50916 10AN Fitting

Performance Fuel Pumps

Die-cast aluminum pumps for performance SBC engines feature heat-treated levers, anti-float springs and clock-able inlet and outlet for easy installation and plumbing. Great for performance applications. Designed to be used without fuel pressure regulators but are recommended.

ALL40256 1/4" NPT Ports 7-8.5psi 120gph

ALL40257 3/8" NPT Ports 6.5-8 psi 110gph

ALL40258 3/8" NPT Ports 7.5-9psi 130gph

Sportsman 2-Valve Fuel Pumps

Pumps with aluminum housings have 1/4" NPT inlet/outlet fittings, heavy duty diaphragms, anti-float springs, and "clockable" lower base for rotation of inlet and outlet. Pumps deliver 6-1/2 to 8 PSI with 80 GPH free flow.

ALL40260 SB Chevy

ALL40261 BB Chevy

ALL40262 SB Ford

SB Chevy Fuel Pump Mount Plate **ALL40254**

O.E. style plate replaces lost or missing mounting plate required to mount mechanical style fuel pump to most small block Chevrolet engines. Clear zinc plated finish may also be painted to match original appearance. Mounting hardware included.

Heat Sleeve

High temperature silicone coated fiberglass sleeving is non-flammable and resists temperatures up to 500°F. An excellent choice for protection of fuel lines, wiring, cables and various similar uses. Sleeving is resistant to gasoline and many other chemicals. Sold in 3' lengths. Size referenced is sleeve I.D. or O.D. of hose to be covered.

Color	1/4"	1/2"	3/4"	7/8"	1"
Orange	ALL34280	ALL34282	ALL34284	ALL34285	ALL34286
Black	ALL34290	ALL34292	ALL34294	ALL34295	ALL34296

Compact Electric Fuel Pump

ALL40320

High flow, low pressure electric fuel pump equipped with a 5/16" inlet/outlet. The pump flows 18 gph at 4.0 PSI, 5.5 PSI maximum. Includes a rubber padded mounting bracket and two heavy duty hose clamps. Rated 12V/5 amps. Overall length is 5-1/2" x 1-1/2" wide.

Bracket for Compact Electric Fuel Pump **ALL40322**

Bracket mounts our popular electric fuel pump ALL40320 with 1-1/2" o.d. to 1-1/8" chassis tubing, commonly used on mini-sprint cars.

Fuel Pressure Regulator

ALL40290

Place regulator between fuel pump and carburetor to regulate fuel pressure when using mechanical and electric performance fuel pumps. Two-piece aluminum body has a single 3/8" NPT inlet port on the bottom and two 3/8" NPT side outlet ports. "Dead Head" style regulator does not require a return line back to fuel tank or cell. 1/8" NPT port for mounting a fuel pressure gauge or sender line. Regulator also includes steel mounting bracket. Regulator is gasoline, ethanol, and E85 compatible. Use with 4.5 to 14 PSI systems. Not methanol compatible.

Replacement Part

ALL99430 Rebuild Kit

SB Chevy Fuel Pump Block Off Plate **ALL40255**

Plate covers mechanical fuel pump engine opening on most small block Chevrolet when omitting a mechanical style fuel pump. Plate is often used when converting to electric or belt driven fuel pumps. Clear zinc plated finish may also be painted.

Billet Fuel Pump Block-Off Plates

CNC-machined billet aluminum plates cover the mechanical pump opening in the engine block and include a gasket and stainless steel fasteners.

Description	Blue	Clear	Red	Black
SB Chevy	ALL40300	ALL40301	ALL40302	ALL40306
BB Chevy, SB/BB Ford†, SB/BB Chrysler	ALL40303	ALL40304	ALL40305	ALL40307

†Will not fit Ford 351C, 351M-400.



Inline Aluminum Fuel Filters

Black anodized, high flow inline filters are available with no element or with a stainless or paper element. Choose correct bracket and mount to chassis tubing along fuel line. Filter elements are 8" long and fit in a 9" housing. Overall length is 12" and outside diameter is 2". Filter flows enough fuel for any race car. Stainless elements are compatible with E-85 and methanol fuels.



Fitting Size	With Paper Element	With Stainless Element	Without Element
-6AN Ends	ALL40238	ALL40239*	ALL40243
-8AN Ends	ALL40216	ALL40218*	ALL40244
-10AN Ends	ALL40217	ALL40219*	ALL40245
-12AN Ends	ALL40240	ALL40242*	ALL40246

Replacement Parts

ALL40220 Paper Element (10 Micron)

ALL40222* ... Stainless Element (63 Micron)

*Compatible with E-85 fuels

Inline Aluminum Fuel Filter with Shut-off Valve

Our popular inline filter assembly combined with our shut-off valve in one package. The shut-off valve is assembled on the inlet side of the filter assembly which allows shutting the fuel off to the filter and the remaining portion of the fuel system for maintenance and safety during transportation. Filter assembly is sold without element.



NEW

ALL40196 -6AN Ends

ALL40197 -8AN Ends

ALL40198 -10AN Ends

ALL40199 -12AN Ends

Related Items

ALL40220 Paper Element (10 Micron)

ALL40222 Stainless Element (63 Micron)*

*Compatible With E-85 and Methanol Fuels



Bobby Stremme

Fuel Filter Brackets

Brackets mount Allstar inline aluminum fuel filters to round or square tubing and flat surfaces. Flush mount bracket fastens to flat panels like a frame rail or firewall. A locking set screw holds filter in place. Brackets for round and square tubing clamp with caps secured by Allen head screws. Sold each.



ALL40235

Part No.	Tubing Size	Tubing Shape
ALL40229	1-1/4"	Round
ALL40227	1-3/8"	Round
ALL40228	1-1/2"	Round
ALL40230	1-3/4"	Round
ALL40232	2" x 2"	Square
ALL40235	Flush Mount	-



ALL40228

2-Piece Fuel Filter Brackets

Brackets are a two-piece design that clamps our 2" O.D. in-line style fuel filter directly to the chassis tubing. Bracket secures filter to the tubing but does not fit completely around chassis tubing for applications when decking or sheet metal is mounted directly against the tubing. Sold each.



ALL40190 1-1/8"

ALL40191 1-1/4"

ALL40192 1-1/2"

ALL40193 1-3/4"

Fuel Line Check Valve

ALL40208

Valve is placed in-line near the fuel cell to prevent fuel from free-flowing in the event of an accident that damages the fuel pump or fuel line. The suction action of the fuel pump overrides the internal spring which opens the valve allowing fuel to flow without restriction. Valve accepts -10 ORB style fittings.



Fuel Filter Shut-Off Valve

ALL40210

Valve installs on the inlet end of our inline aluminum fuel filters allowing fuel to be shut off for maintenance or safety reasons. Ball style shut off features a lever with a 1/4"-20 threaded hole for mounting a ball stud or securing a rod end for use with remote shut off.



Hi-Flow Chrome Fuel Filter

ALL40250

Canister-type filter has 3/8"NPT inlet and outlet, a replaceable 10 micron element, and 90 GPH flow.



Replacement Part

ALL40251 Replacement Element And Seals



Adjustable Fuel Logs

Adjustable fuel logs feature over 4" of adjustment to work with a variety of dual inlet carburetors. Black anodized aluminum log has a -8AN x 3/4-16 ORB fuel inlet and a 3/8" NPT plug in rear port that can be removed to install a return line or fuel pressure regulator. Adjustable fuel logs feature over 4" of adjustment to work with a variety of dual inlet carburetors. Black anodized aluminum log has a -8AN x 3/4-16 ORB fuel inlet and a 3/8" NPT plug in rear port that can be



ALL26150

removed to install a return line or fuel pressure regulator.

ALL26150 Fuel Log With 7/8"-20 Fitting (Standard Holley)

ALL26151 Fuel Log With 3/4"-16 ORB Fitting (Holley Ultra HP)

Fuel Logs

Fuel logs efficiently provide fuel to most 4150 series Holley style carburetors with 7/8"-20 inlet threads and standard metering blocks. Choose log with a -8AN male inlet fitting or -8 barbed inlet fitting for use with push lock hose. Logs have 1/2"NPT and 1/8"NPT plugs that can be removed to install a return line or fuel pressure gauge.



ALL26153

ALL26152 Fuel Log With -8 Barbed Inlet Fitting

ALL26153 Fuel Log With -8AN Male Inlet Fitting

Shockproof Pressure Gauges

1-1/2" diameter gauges are constructed using reliable brass internal parts and have a 1/8"NPT male fitting on the backside of the gauge. Dry gauges feature a chrome plated steel housing, while glycerin-filled gauges feature a stainless steel housing helping to dampen the effect of pulsation and pressure spikes of the gauge needle.



ALL80200

Description	Glycerine Filled	Dry Type	Engine Turned
0-15 PSI	ALL80200	ALL80210	ALL80220
0-30 PSI	ALL80202	—	ALL80222
0-60 PSI	ALL80204	ALL80214	ALL80224
0-100 PSI	ALL80206	ALL80216	ALL80226
0-1,500 PSI	ALL80208 (NOS)	ALL80218	—



Carson Hovevar

Aluminum Carb Fittings

Convert Holley carburetors with 7/8"-20 threads, Holley Ultra HP with 3/4"-16 ORB threads or BG/Demon style with 9/16"-24 threads to an AN style connection. Anodized aluminum fittings simplify plumbing fuel systems and building custom fuel lines. Fittings sold each.



Fittings With:	Blue	Black
Female -6AN End Holley (7/8"-20)	ALL50890	ALL50892
Male -6AN End Holley (7/8"-20) Short	ALL50894	ALL50896
Female -8AN End Holley (7/8"-20)	ALL50900	ALL50902
Female -8AN End Holley HP (3/4"-16 ORB)	—	ALL50907
Female -8AN End BG/Demon (9/16"-24)	ALL50901	—
Male -8AN End Holley (7/8"-20) Short	ALL50904	ALL50906
Male -8AN End Holley (7/8"-20)	ALL50905	—

Replacement Part

ALL50910 Sealing Washer for 7/8" Fittings, 10-Pack



Fuel Line Kits

Dual feed fuel line kits include the correct fittings and hoses to properly plumb single carburetor applications when connecting to AN style fitting. Line kits also include a capped -4AN fitting which can be easily connected to a fuel pressure gauge. Kits are offered with -6AN or -8AN lines and fittings.



Application	C To C	Carb Thread	Red/Blue	Black
-6 Holley (4150 Series)	9-5/16"	7/8"-20	ALL26154	ALL26164
-8 Holley (4150 Series)	9-5/16"	7/8"-20	ALL26156	ALL26166
-8 Holley (4150 Series)*	9-5/8"	7/8"-20	ALL26159	ALL26169
-8 Holley Ultra HP (4150 Series)	9-5/8"	3/4"-16	—	ALL26165
-8 Holley Dominator (4500 Series)	11-5/8"	7/8"-20	ALL26158	ALL26168
-8 BG Demon	9-5/8"	9/16"-24	ALL26157	ALL26167


*Designed for carburetors with custom metering block including Willy's and KB.

GM T.P.I. Fuel Injection Fittings

Special tube O-ring fittings convert GM Tuned Port Injection fuel systems to -6AN fittings.

ALL50950 TPI Return Fitting, 14mm-1.50

ALL50951 TPI Inlet Fitting, 16mm-1.50



Down Nozzle Filter with Breather Ring **ALL40325**



Filters allow excess fuel to evacuate the injection lines once engine is shut down to help prevent fuel from entering the cylinders. Low profile filter design reduces the chance of damage. Package of 8.

Nozzle Plugs **ALL40327**



Nozzle plugs take the place of the fuel nozzles when only running one set of injectors. Plugs feature 1/2"-20 threads and include a sealing o-ring. Package of 8.

Nitrous Bottle Warmer

ALL76428

Nitrous bottle warmers are the right way to safely obtain correct pressure in colder weather. Wrap around design evenly distributes heat on the bottle, eliminating hot spots. 12-16 volt warmers are designed to work with ALL76197 and ALL76198 pressure control kits. Bottle warmer measures 19" x 6" and includes adjustable straps to fit most 5, 10 and 15 lb. bottles.



Nitrous Pressure Control Kits

Kit simplifies installation of a bottle warmer and helps maintain a consistent pressure when using a bottle warmer. 12V kit includes an adjustable pressure switch which controls the bottle warmer.



ALL76197 Kit With -4AN Line Adapter

ALL76198 Kit With -6AN Line Adapter

Burst Panel Components



ALL26310

ALL26311

ALL26314

ALL26313

Burst panel is designed to blow open or release excessive manifold pressure in the event of an internal engine explosion, helping to prevent costly supercharger and body damage. Panel meets SFI 23.1 specifications and is commonly used on supercharged, alcohol injected engines, mounting directly to the intake manifold or supercharger (screw type only). Outer frame deflectors will direct force away from car.

ALL26310 Burst Panel, Large (3-1/8" x 6-1/8")

ALL26311 Outer Burst Panel Frame

ALL26314 Outer Burst Panel Frame With Deflector

ALL26313 Inner Burst Panel Frame (Used when manifold has an open plenum without burst panel support)

ALL26315 Fastener Kit 10-24 x 3/4", 24-Pack (For use with panel and outer frame or deflector.)

ALL26316 Fastener Kit 10-24 x 1", 24-Pack (For use with panel, inner frame and outer frame or deflector.)

Carb Hats

Carburetor hats are ideal to cover open carbs and prevent debris from falling into the engine while working in garage or pit area while the air cleaner is removed. 2-1/2" tall carb hats are designed to fit most carbs or throttle bodies with a 5-1/8" diameter neck.



ALL26040

ALL26042



ALL26043

ALL26044

ALL26040 Plastic

ALL26042 Plastic With Screen

ALL26043 Aluminum

ALL26044 Aluminum, With Sealing O-Ring

Note: Hats will not clear choke linkage or shaft on Holley style carbs but will clear choke horn with choke linkage and shaft removed.

Dominator Carb Hat **ALL26041**

Plastic carb hat is 2-3/8" tall and fits over the 7-1/4" air cleaner opening of Holley Dominator carburetors to prevent water or debris from entering the engine. Solid cover may be drilled when an air cleaner stud is used.



Drag High-Flow Carburetor Spacers

Specially designed for drag race applications to isolate carburetor from manifold, spacers prevent horsepower-robbing heat transfer and increase the distance from the bottom of the carburetor to the manifold plenum for better air flow. Spacers are CNC-machined in the U.S. from a polymer compound able to withstand temperatures up to 400°F. Available in open or four hole versions for 4150 and 4500 series Holley and Holley style carburetors in 1/2", 1" and 2" heights. Tapered four-hole spacers have specially contoured holes to increase air velocity under the carburetor. Not intended or recommended for street or circle track use.



Part No.	Description	Part No.	Description
4150 Series		4500 Series	
ALL25980	Open, 1/2"	ALL25990	Open, 1/2"
ALL25981	Open, 1"	ALL25991	Open, 1"
ALL25982	Open, 2"	ALL25992	Open, 2"
ALL25983	4-Hole, 1/2"	ALL25993	4-Hole, 1/2"
ALL25984	4-Hole, 1"	ALL25994	4-Hole, 1"
ALL25985	4-Hole, 2"	ALL25996	Tapered 4-Hole, 1"
ALL25986	Tapered 4-Hole, 1"	ALL25997	Tapered 4-Hole, 2"

Primer Bottle **ALL40090**

Durable plastic squeeze bottle is ideal for priming alcohol engines. Cap has an angled filler tube, with tapered tip that fits easily into the vent tube of carburetor fuel bowl. 16.9 ounce capacity.



Carb Shear Plates

Carb plates with built-in shear design help maximize performance on race engines with a large amount of cam overlap by creating a dam under the throttle plates, helping to build low pressure while improving vacuum signal to the carb. 1/2" tall plates are machined from 6061-T6 aluminum and clear anodized to protect against corrosion.


- ALL25970** 4150, 1-3/4" Bore
ALL25972 4500, 2" Bore
ALL25973 4500, 2-1/8" Bore



Bottom View

Carburetor Gaskets

- ALL87200** 4150 Open
ALL87202 4150 4-Hole
ALL87204 4412 2-Hole, 2bbl.
ALL87206 4500 Open, Dominator



Carburetor Hold Down Nuts

Easily remove these hold down nuts with a 1/4" extension. The spring ball on your extension holds the nut in place, no wrench or socket needed! Package of 4.



- ALL26324** 5/16"-18 Coarse Thread Nuts
ALL26326 5/16"-24 Fine Thread Nuts

Angled Carb Spacer **ALL25975**

For Dirt Late Models and Modifieds, spacer is angled downward, toward left front, to correct hesitation caused by poor fuel distribution as car "rocks up". Four-hole design enhances carb signal to improve throttle response and increase torque.



Angled Restrictor Plate

ALL25977


Four-hole aluminum spacer angles the carburetor left and to the rear so the carb is closer to level when in race attitude. Spacer accepts 1/2" or 1" tapered inserts which can be changed quickly by removing the carb. Inserts restrict air/fuel entry and reduce power slightly to prevent wheel spin and range in size from 0.950" to 1.400" for custom tailoring and quicker lap times. Spacer works with most Holley 4bbl. 4150/4160 series carburetors. Inserts sold separately.



Restrictor Plates

The "Governor" is a four-hole aluminum spacer that accepts tapered inserts which can be changed quickly by removing the carb. Inserts restrict air/fuel entry and reduce power slightly to prevent wheel spin and range in size from 0.950" to 1.400" for custom tailoring and quicker lap times. Spacer works with most Holley 4bbl. 4150/4160 series carburetors. Inserts sold separately.

- ALL26180** 1/2" Restrictor Plate
ALL26060 1" Restrictor Plate



ALL26180

Restrictor Plate Inserts

Tapered inserts are machined to be within .002" for precise tuning. Inserts feature a step to simply drop into spacers and have sizes engraved on each insert for easy identification. Sold in a set of 4.



For 1/2" Restrictor Plate

Part No.	Size
ALL26181	0.950"
ALL26182	1.000"
ALL26179	1.050"
ALL26183	1.100"
ALL26184	1.150"
ALL26185	1.200"
ALL26186	1.250"
ALL26187	1.300"
ALL26188	1.350"
ALL26189	1.400"

For 1" Restrictor Plate

Part No.	Size
ALL26061	0.950"
ALL26062	1.000"
ALL26059	1.050"
ALL26063	1.100"
ALL26064	1.150"
ALL26065	1.200"
ALL26066	1.250"
ALL26067	1.300"
ALL26068	1.350"
ALL26069	1.400"

Full Throttle Non-Restricting Inserts

ALL26190

Inserts are used in place of restricting inserts allowing full throttle operation without restriction, commonly used when qualifying or when track conditions allow for more power. Insert design provides a smooth transition over simply removing the restrictor inserts. Sold in a set of 4.



Circle Track Throttle Return Spring Brackets

Black anodized aluminum bracket fastens to the carburetor mounting studs and features a larger opening specifically designed for use with mechanical linkage found on many circle track cars. The larger opening allows throttle linkage to be routed from underneath to help prevent clearance or interference issues. Dual return springs are connected to a universal return spring bracket to work with most carburetors. Brackets include a built-in adjustable throttle stop to help prevent damage to carburetor.

- ALL54185** Bracket For 4150 Series 4bbl.
ALL54186 Bracket For 4412 Series 2bbl.

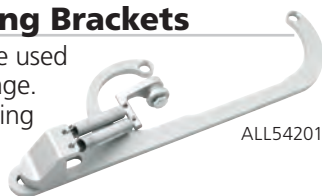


ALL54185



Throttle Return Spring Brackets

Billet aluminum bracket can be used with cable or mechanical linkage. Bracket fastens to carb mounting studs and includes dual stainless steel return springs which are adjustable for tension. A specially designed return spring arm attaches to the carb for simplified installation and smooth operation. Low profile design clears most air cleaner assemblies.



ALL54201

Carb Size	Clear	Black
4150/Edelbrock	ALL54200	ALL54202
4500	ALL54201	ALL54203

Note: Longer carburetor studs will be required to accommodate bracket.

Adjustable Throttle Brackets With Return Springs

Billet aluminum throttle bracket securely mounts and holds throttle cable in place. Bracket fastens to carb mounting studs and includes dual stainless steel return springs which are adjustable for tension. Specially designed return spring arm attaches to the carb for simple installation and smooth operation. Low profile design clears most air cleaner assemblies. Optional transmission kickdown brackets mount to the underside of throttle cable brackets.



ALL54211

Carb Size	Cable Style	Clear	Black
4150/Edelbrock	GM	ALL54210	ALL54211
4150/Edelbrock	Lokar	ALL54214	ALL54215
4150/Edelbrock	Morse	ALL54218	ALL54219
4150/Edelbrock	Ford	ALL54222	ALL54223
4150/Edelbrock	Mopar	ALL54224	ALL54225
4500	GM	ALL54226	ALL54227
4500	Lokar	ALL54230	ALL54231
4500	Morse	ALL54234	ALL54235
4500	Ford	ALL54238	ALL54239
4500	Mopar	ALL54240	ALL54241

Note: Longer carburetor studs will be required to accommodate bracket.

Throttle Bracket Replacement Ends

Throttle bracket replacement ends allow throttle cable assemblies to be changed without having to purchase a whole new kit.



ALL54260

Cable Style	Clear	Black
GM	ALL54260	ALL54261
Lokar	ALL54264	ALL54265
Morse	ALL54268	ALL54269
Ford	ALL54272	ALL54273

Fuel Regulator Brackets

Billet aluminum brackets will mount four different style regulators. Hardware included. Silver in color.



ALL54280

Regulator	4150 Carb	4500 Carb
Aeromotive	ALL54280	ALL54282
Holley	ALL54284	ALL54286
Magnafuel	ALL54288	ALL54290
Mallory	ALL54292	-

Scoop Tray Mounts

Scoop tray mounts offer an all in one solution to mount a scoop tray, throttle, and nitrous sole-noids. Mounts provide a clean look, eliminating the need to use multiple brackets, mounts and gaskets. CNC machined from 6061 aluminum, black anodized.



ALL54304

Standard Mounts

ALL54302 4150 (1.755" Bore)
ALL54304 4500 (2.375" Bore)

Return Spring Brackets

Kits are replacement hardware found on Allstar throttle brackets or may be used when building custom return spring brackets.



ALL54195

ALL54194 ... 4150, Clear
ALL54195 ... 4150, Black
ALL54196 ... 4500, Clear
ALL54197 ... 4500, Black
ALL54193 ... Return Springs Only, (2)

Carb Stud Spacers **ALL99388**

Spacers provide added clearance between throttle brackets and carburetors when needed. Spacers are 5/16" tall with 11/16" I.D. Package of 2.



Transmission Kickdown Brackets

Kickdown bracket attaches to the bottom of Allstar's adjustable throttle brackets. Fully adjustable to achieve correct cable setting.



ALL54276

ALL54276 GM Style, Clear
ALL54277 GM Style, Black
ALL54278 Lokar Style, Clear
ALL54279 Lokar Style, Black

Adjustable Idle Kit

ALL54154

Need cold start help to keep your race car running and get it warmed up? This kit allows you to adjust your idle speed from inside the cockpit! All items mount inside the foot box to stay clean and away from the carb itself! Designed to work with throttle pedals that have a flat surface on the arm, like Allstar ALL54098, bracket bolts to the foot box and adjusts against the top arm of the throttle pedal. Once your car is started, simply turn the adjustment knob to the desired idle setting. Kit is complete with adjustment knob, 5' cable assembly, mounting bracket and hardware. Throttle pedal sold separately.





Aluminum Carb Linkage With Return Spring Kit

ALL54158

Linkage kit includes a 24" linkage with 1/4" rod ends for smooth operation and a return spring kit for 2300 2bbl./4150 4bbl. Holley style carburetors. Return spring kit includes correct stepped bushings, mounting hardware, heavy and light rate return springs. Throttle rod is easily formed to fit many applications and may be shortened and rethreaded using a 1/4"-28 tap.

Replacement Parts

ALL54159 Carb Linkage Only

ALL54168 Return Spring Kit

Steel Carb Linkage



ALL54170



ALL54171

26" steel linkage kits with quick disconnects speed up carb changes and servicing. ALL54170 includes one 1/4"-28 LH rod end and one quick disconnect. ALL54171 includes two quick disconnects.

ALL54170 One Quick Disconnect And One 1/4"-28LH Rod End

ALL54171 Two Quick Disconnects

Replacement Parts

ALL54172 Throttle Ball

ALL54173 RH Quick Disconnect

ALL54174 LH Quick Disconnect

ALL54175 24" Throttle Rod

Throttle/Shift Cables

Cables have many uses including use as a throttle cable or as a shifter cable for many applications. Cables have 7/16" mounting threads, #10-32 RH cable ends and 3" of travel. Cables are listed as overall length.

ALL54142 43"

ALL54145 60"

Morse Cable Half Clamp

ALL18325

Aluminum clamp fits over groove in non-threaded Morse style cables with a 3/8" housing to secure cable in place. Clamps feature a #10 (3/16") mounting hole. Sold each.



Quick Release Cable Ends

Quick release ends are used when a connection needs to be removed and installed often. Steel constructed housing has a spring loaded release to keep housing secure to pivot ball.



ALL54147 #10-32 With #10-32 And 1/4"-28 Studs

ALL54149 1/4"-28 With 1/4"-28 Stud

Throttle Bell Cranks

Designed for Sprint car applications, each bell crank is fitted with a pressed .250" I.D. bearing for smooth throttle operation and has optional locations for connecting push rods of various lengths. Typically two are required to complete an application. Push rod holes on each crank are .188" and spaced 3/8" apart.



ALL54150



ALL54152

ALL54150 Arms Set 75° Apart, 35 Grams

ALL54152 Arms Set 70° Apart, 40 Grams

Carb Mount Return Spring Kit

ALL54168

Kit includes chrome plated steel bracket, springs, bushings and hardware to fit a variety of applications.



Universal

Return Spring Bracket ALL54167

Chrome plated steel bracket provides mounting location for return spring.



Universal Return Spring Kit

ALL54166

Kit includes two springs and mounting bracket.



Return Springs ALL54163

Universal springs for carburetor are 11-1/2" long unextended. Package of 2.



Throttle Bushing Kit ALL54164

Aluminum bushings are stepped for clearance and adapt from 1/2" to 1/4" holes.



Wide Open Throttle Microswitch Brackets

Black anodized microswitch brackets are made from lightweight billet aluminum and fit Holley 4150 and 4500 carburetors for precise activation of the microswitch. Brackets work with the standard secondary arm as well as a throttle adjustment-screw secondary arm. Each kit includes a bracket, micro-switch and stainless steel hardware securing microswitch to the bracket. ALL54180 includes stainless hardware for mounting bracket to carburetor. ALL54181 mounts to an existing carb stud.

ALL54180 WOT Microswitch And Bracket For 4150 Carbs*

ALL54181 WOT Microswitch And Bracket For 4500 Carbs

ALL54182 Microswitch Only

*Some model carbs may require mounting bosses be 8-32 tapped for installation.



Floor Mounted Throttle Pedal Kit

ALL54102

Floor mount pedal offers a smooth, natural feel to maximize throttle control and comfort. Complete kit includes a pedal with a built-in return spring and throttle stop, universal firewall bell crank assembly and two 24" throttle rods with rod ends and mounting hardware.

Firewall bell crank assembly requires welding to match the firewall angle and throttle rods will need to be cut and threaded to your specific lengths.



Throttle Pedal Assembly

ALL54106

Rugged aluminum pedal may be mounted to the floor pan or lower frame rail for smooth, safe throttle control. Includes return spring bracket and fasteners.



Sprint Car Throttle Pedals



ALL54094



ALL54095

Pedals fit most sprint chassis with pivot spud welded on frame rail.

ALL54094 Titanium


ALL54095 4130 Chrome Moly

Heel Riser

Aluminum heel risers are drilled for easy mounting and include a non-skid pad. 4-1/2" wide.

ALL54090 1" Tall Riser

ALL54091 1-1/2" Tall Riser



Heel Riser Rest **ALL54092**

Aluminum bracket is 1" tall and rivets to heel risers to help keep foot in place on the riser.



Gas Pedals

Individual Components

ALL54104 Pedal Only

ALL54105 Throttle Cross Shaft

ALL54159 Linkage Rod Only



ALL54100



ALL54101



ALL54107

Gas pedals can be pulled back if throttle binds or return spring fails. Side mount pedals are available as standard or roller design for smoother throttle control. Firewall mount pedal is used on race cars with flat or stock type firewalls.

ALL54100 Standard

ALL54101 Roller

ALL54107 Firewall Mount

Adjustable Gas Pedals

Fully adjustable aluminum gas pedals are available for straight or angled foot box panels. Bronze bushings and nylon rollers provide smooth operation. Linkage arm has 1/4" holes spaced every 1/2" for adjustment of throttle linkage.

ALL54098 Straight

ALL54099 Angled



ALL54099



Fuel Cell Cap And Bolt-In Bung Kits

Billet aluminum neck looks good and provides a positive seal. The filler neck is raised to help prevent dirt and debris from falling into cell, causing fuel system contamination, while the large 3" opening helps when refueling. Kit includes mounting hardware.

ALL40133 12-Bolt JAZ/RCI w/Red Cap

ALL40134 6-Bolt JAZ w/Red Cap

ALL40136 12-Bolt JAZ/RCI w/Black Cap

ALL40137 6-Bolt JAZ w/Black Cap



ALL40134

ALL40136

Redhead Dry Break Valves

Safe and effective method for refueling prevents fluid loss. Spring loaded female receptacle mounts in a variety of locations and automatically closes when male dry break is removed. Female dry break accepts 2-1/2" fuel hose. Male dry break accepts 2-1/4" fuel hose.

ALL40213 Female

ALL40215 Male



ALL40213

ALL40215

Replacement Parts

ALL99028 Seal Kit For ALL40213

ALL99029 Seal Kit For ALL40215

Fuel Cell Mounting Bracket

ALL60063

Steel bracket is radiused to fit 1-1/2" tubing and has (8) 3/8" holes on 1/2" centers. Bracket is .085" thick and 1-1/2" wide x 4-3/4" tall.



Fuel Cell Mounting Brackets

Steel brackets are .125" thick, 1-3/4" wide and available in three lengths. All have 3/8" holes.

ALL60060 2" Long

ALL60061 3" Long

ALL60062 4-3/4" Long



Overflow Check Valves

Valves are 9-3/4" long and available in two styles. Use with overflow catch can.

ALL40200 1" Flapper Style

ALL40201 1-1/4" Flapper Style

ALL40203 1-1/4" Spring-Loaded



ALL40200

Fuel Cell Hose

Clear vent and filler hose is ideal for Circle Track cars. Sold in pre-cut lengths.



Vent Hose	3'	5'	10'	20'
1" I.D.	ALL40160-3	ALL40160-5	ALL40160-10	ALL40160-20
1-1/4" I.D.	ALL40161-3	ALL40161-5	ALL40161-10	ALL40161-20
1-1/2" I.D.	ALL40162-3	ALL40162-5	ALL40162-10	ALL40162-20

Filler Hose	3'	5'	10'	20'
2-1/4" I.D.	ALL40168-3	ALL40168-5	ALL40168-10	ALL40168-20
2-1/2" I.D.	ALL40170-3	ALL40170-5	ALL40170-10	ALL40170-20

Drum/Barrel Pump

ALL40114

Hand siphon drum pump dispenses or transfers low viscosity fluids from a 55-gallon drum. Self priming bulb delivers up to 5 gallons per minute. Compatible with gasoline, methanol and nitro methane.



Drum Pump Kit for Utility Jugs

Easily transfer low viscosity fluids from most popular utility jugs without lifting a heavy jug by converting jug into a hand pump unit. Kit includes a cap and hand pump to replace the original utility jug cap. Individual cap may be purchased separately when using an existing pump. Pump siphon tube will need to be cut to length depending on the size of jug used.

ALL40116 Kit For Use With Scribner Jug

ALL40117 Kit For Use With VP Jug

ALL40118 Cap Only For Use With Scribner Jug

ALL40119 Cap Only For Use With VP Jug



ALL40118 ALL40116

Funnels

Heavy duty plastic funnels are perfect for topping off fuel or other liquids. Available in several sizes.



ALL40100 6 Qt. Funnel With Brass Screen

ALL40102 2 Qt. Funnel With Brass Screen

ALL40104 1 Pint Funnel With Brass Screen



Ryan VanderVeen

Wheel Hub Kits

NEW



Wheel hub kits for 2.5" pin GN style axle tubes are a popular choice for modifieds and street stocks. Kits include a steel hub with a built-in rotor ring for most popular 8-bolt brake rotors and 5/8-11 x 2" wheel studs, a 24-spline drive flange, axle retainer, inner and outer wheel bearings with races installed, axle seal, axle seal retainer, brake rotor bolt kit and double-sided lug nuts. Spindle nut kit sold separately.

ALL68806 5 x 5" Bolt Circle

ALL68807 5 x 4-3/4" Bolt Circles

Related Parts

ALL72177 Spindle Nut for Tanged Style Washer

ALL72173 Spindle Nut Kit

32 Vane Non-Directional Brake Rotor

ALL42010

Popular 8-bolt brake rotor is commonly used on the rear of modifieds and stock cars and features a 32 non-directional vane design which allows this rotor to be used on either side of the vehicle. Rotor measures 11.75" x .810" wide and weighs just 8lbs.



NEW



See Brake section for other Hub/Rotor products!

Wheel Bearings And Races

Tapered roller wheel bearings and bearing races are direct replacements for many popular applications. REM finished bearings and races feature a special polished finish for reduced drag over standard bearing/race combinations.

Description	Inner Bearing	Inner Race	Outer Bearing	Outer Race
Standard				
Wide 5	ALL72215	ALL72230	ALL72245	ALL72255
5x5 2" Pin, Allstar, Howe, PCR	ALL72200	ALL72260	ALL72200	ALL72260
5x5 2-1/2" Pin, GN, AFco, Winters, SCP	ALL72210	ALL72225	ALL72210	ALL72225
Ford Granada, Mustang II, Hybrid	ALL72270	-	ALL72274	-
GM Metric 1979-81 Monte Carlo, etc.	ALL72275	-	ALL72277[†]	-
GM Metric 1982-88 Monte Carlo, etc.	ALL72275	-	ALL72278[‡]	-
Timken				
Wide 5	ALL72217	-	ALL72247	-
5x5 2" Pin, Allstar, Howe, PCR	ALL72202	-	ALL72202	-
5x5 2-1/2" Pin, GN, AFco, Winters, SCP	ALL72212	-	ALL72212	-
REM Finished				
All Wide 5	ALL72216	ALL72231	ALL72246	ALL72256
5x5 2.5" Pin	ALL72290	-	ALL72290	-
Ford Granada, Mustang II, Hybrid	ALL72291	-	ALL72292	-
GM Metric 1979-81	ALL72293	-	ALL72294[†]	-

[†]Bearing for Outer Race or Cup With A 1.97" O.D.

[‡]Bearing for Outer Race or Cup With A 1.78" O.D.



Wheel Bearing Kits

Kits contain inner bearing, outer bearing and seal.

ALL72300 Wide 5 Kit, Wilwood, Winters

ALL72311* Wide 5 Low Drag Kit, Wilwood, Winters

ALL72301 Wide 5 Kit, Howe (Contender Hub Only)

ALL72302 5x5 Kit, 2" Pin

ALL72303 5x5 Kit, 2-1/2" Pin

*Kit includes REM finished bearings and low drag lip style seal.



Timken Wide 5 Wheel Bearing Kit

ALL72310

This wheel bearing and seal kit is designed to fit most Wide 5 hubs. The complete kit will update one hub and includes inner and outer wheel bearings, inner and outer races and a low drag hub seal.



1 Ton Wheel Bearing Kits

Kits contain all components to install one hub assembly including a hub seal, inner bearing, inner race, outer bearing and outer race. REM finished bearings and races feature a special polished finish for reduced drag over standard bearing/race combinations

ALL72313 Kit with Standard Bearings

ALL72314 Kit with REM Finished Bearings



Timken Wheel Bearing Grease

ALL78240 14 Oz. Cartridge Standard

ALL78241 16 Oz. Tub Standard

ALL78242 14 Oz. Cartridge High Temp. Synthetic



Master Wheel Bearing And Seal Kits

Kits contain all components to install one brake rotor/hub assembly including hub seal, inner bearing, outer bearing, locknut kit and dust cap.



ALL72305

ALL72305..... GM Intermediate Metric, 1979-81

ALL72306..... GM Intermediate Metric, 1982-88

ALL72308..... Ford Granada, Mustang II

ALL72309..... Hybrid

†Bearing for Outer Race or Cup With A 1.97" O.D.

‡Bearing for Outer Race or Cup With A 1.78" O.D.

Bearing Spacers

Spacers fit between inner and outer bearings. Prevent overtightening and consistently set bearing pre-load while reducing bearing drag. US Patent No. 6,312,162.



ALL72320..... Wide 5

ALL72323..... 5x5 With 2" Pin

ALL72324..... 5x5 With 2-1/2" Pin

ALL72322..... Pinto Spindle Hybrid Hub

ALL72325..... Metric GM (Monte Carlo)

Standard And Low Drag Hub Seals

Hub seals keep grease in the hub and on the wheel bearings. Available for 5x5 and Wide 5 hubs. Low drag seals reduce drag for improved performance.



Description	Standard Hub Seal	Low Drag Hub Seal
Wide 5 (Except Howe)	ALL72120	ALL72121
Wide 5 (Except Howe) O-Ring Style	-	ALL72122
Wide 5 Howe	ALL72124	ALL72125
Wide 5 1-Ton	ALL72130	-
5x5 2" Pin, Allstar, Howe	ALL72124	ALL72125
5x5 2-1/2" Pin Winters, AFco, Allstar, SCP	ALL72114	ALL72115
5x5 2-1/2" Pin Winters, AFco, Allstar, SCP O-Ring Style	-	ALL72123
Ford Granada, Mustang II, Hybrid	ALL72126	-
GM Metric (Monte Carlo) 1978-88 (Front)	ALL72128	-

Spindle Nut Sockets

Aluminum hex style spindle nut socket features a 1/2" drive for use with a ratchet.



ALL10110..... Socket for 2" Pin Wide 5 and 5x5 Spindle Nuts, 2-3/8"

ALL10114..... Socket for 1-Ton Wide 5 Spindle Nuts, 2-5/8"

ALL10115..... Socket for 2-1/2" Pin 5x5 Spindle Nuts, 2-7/8"

Spindle Nut Kit for 2" Pin Wide 5 and 5x5 Hubs

Spindle Nut Kit for most popular Wide 5 Hubs and Howe, PCR 5x5 hubs with a 2" pin. Kit includes a tabbed washer, retaining nut, and a tabbed locking ring with locking screws. Retaining nut has 1-13/16"-16 RH threads.



ALL44130..... Steel Nut Kit

ALL44131..... Aluminum Nut Kit

Spindle Nut Kit for 1-Ton Wide 5 **ALL72176**

Spindle nut kit for 1-Ton style Wide 5 axle tube includes a retaining nut, tabbed washer and a tabbed locking ring with locking screws. Retaining nut has 2"-16 RH threads.



Spindle Nut Kit for 2-1/2" Pin 5x5 Hubs

ALL72173

Spindle nut kit for most popular Allstar, PEM, Winters, AFco and SCP 5x5 GN hubs with a 2-1/2" pin. Kit includes a steel retaining nut, tabbed washer and a tabbed locking ring with locking screws. Retaining nut has 2-3/8"-18 RH threads.



Spindle Nut for 2-1/2" Pin 5x5 Hubs **ALL72177**

Spindle nut used with tab style locking ring/washer. Retaining nut has 2-3/8"-18 RH threads.



GM Spindle Nut Kit **ALL72160**

Spindle nut kit for 1978-88 G-Body metric chassis spindle includes a castle style retaining nut, tabbed washer and a cotter pin. Retaining nut has 3/4"-20 RH threads.



Mustang II Spindle Nut Kit **ALL72161**

Spindle nut kit for most Mustang II stock type spindles includes a retaining nut, tabbed washer, crown retainer and a cotter pin. Retaining nut has 13/16"-20 RH threads.



Front Hub Dust Caps

Stock replacement style dust caps.

ALL72164..... GM Metric Hub, 2-3/32" O.D.

ALL72165..... Ford Hub, 1-25/32" O.D.



Ford 9" Floater Housings



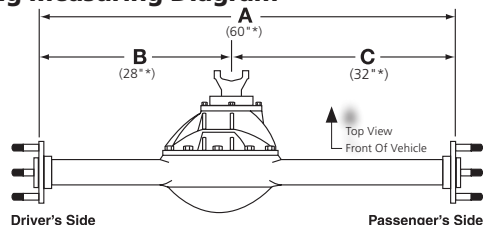
Housings are jig welded for correct alignment using all new components including a fabricated center section, new 3" O.D. x 3/16" wall axle tubes and include a vent fitting, carrier mounting studs, fill and drain plugs. Note: Axles are sold separately.

Housing Width/Offset	2.0" Pin	2.5" Pin
58"/Centered	—	ALL68820
60"/Centered	ALL68700	ALL68822
60"/2" Offset	ALL68702	—
61"/Centered	ALL68703*	—
62"/Centered	ALL68704*	ALL68824
62"/2" Offset	ALL68706*	—
63"/2" Offset	ALL68708*	—
64"/Centered	ALL68709	—

* Special Order Housing

TECH TIP

Housing Measuring Diagram



Example: Bare housing ALL68702 is 60" from hub face to hub face and the pinion is located 2" to the left of the housing centerline when viewed from rear of housing.*

Notes: Please measure and inspect housing before welding brackets or painting. Housing is non-returnable if modified or custom. Welding suspension brackets on rear end housings can cause warping. Check for straightness after welding. These housings use Allstar ALL72100 inner grease seals.

*Dimensions for example only.

Hot Rod Ford 9" Housings



Steel Hot Rod housings are built with all new components. The center section is centered, so the pinion yoke is offset approximately 1" to the right allowing for symmetric tube bracketry on each side. Housing includes vent, carrier studs and axle bearing retainer t-bolts. Tube diameter is 3" with 3/16" wall thickness and features large bearing Late/Torino style ends. Axles sold separately.

Part No.	Axle Housing Width	Axle Housing Width w/ Axle*
ALL68830	51"	56"
ALL68832	53"	58"
ALL68834	55"	60"

*Width measurements are from axle flange to axle flange when using axles with a 2-1/2" offset.

Custom Ford 9" Housings



Custom Ford 9" housings can be built to any width and pinion location with floating axle style pins or standard flanged axle ends. Floating axle style housings are available with most 5x5 or Wide 5 hub pins. Standard flanged axle housings can be ordered with Small Ford, Early Ford or Late/Torino style ends. All housings feature new fabricated center sections, new 3" O.D. x 3/16" wall axle tubes completely jig-welded for straightness. To order please call and request a special-order form then fill in all required information and return to us with a signature attached. Housings are non-returnable and offered on a special-order basis only.

ALL68710 Custom Housing Bare

ALL68711 Custom Housing w/GM Metric Mounts

Rear End Station Brackets **ALL10178**


Stand adapter brackets fasten to adjustable arms of most engine stands. Supports full size car and light truck rear axle housings when servicing or replacing differential gear sets. Position housing onto arms and secure into place with included retaining straps. (Engine stand sold separately).



Engine Stand Not Included

Pinion Centering Jig **ALL68370**

Pinion centering jig fastens to the rear end housing and locates the pinion centerline when building or narrowing housings. Machined slots are designed to retain most tape measure ends for accurate measurements. Applications include GM 12 and 14-Bolt, Dana 44 and 60, Chrysler 8-3/4", and Ford 8.8" and 9" housings.




Ford 9" Truss Support **ALL68330**

Weld-on support adds strength to rear axle housing and reduces unwanted flex during extreme torque. Constructed of 12 gauge (.108") steel. 36" L x 2" W.



9" Non Floater Housing Kit For GM Intermediate Metric Chassis



ALL68758

Housing kit fits the 1978-88 GM intermediate chassis. Replace a stock GM 7.5" rear-end with the much stronger Ford 9" style. Kit includes a new fabricated center section, new axle tubes with large bearing late Ford/Torino style ends, 31-spline axles with bearings and seals installed, drilled for studs with 5 on 4-1/2" or 5 on 4-3/4" bolt circles. Choose from two widths, 58" and 60" axle flange to axle flange.

- ALL68758** Ford 9" Housing Kit 58" With GM Mounts
- ALL68756** Ford 9" Housing Kit 58" Without GM Mounts
- ALL68759** Ford 9" Housing Kit 60" With GM Mounts
- ALL68757** Ford 9" Housing Kit 60" Without GM Mounts

Ford 9" Cut To Fit Flanged Axles

Cut to fit 31-spline axles for Ford 9" rear ends are a great alternative to custom axles for street, drag racing and circle track use. Axles are drilled for .687" press-in style wheel studs and have multiple wheel bolt patterns for 5 on 4-1/2", 4-3/4" and 5" bolt circles. Axles have .470" thick flanges with a 5.94" outer diameter and a 3.06" hub register to center most rotors and drums. Axles with bearings have a 3.150" O.D. bearing installed for housings with large bearing ends, a press-on sleeve to retain bearing to the axle and an axle retainer for large bearing late/Torino style housing end. Wheel studs sold separately.



- ALL67500** Axle, 29-1/2" Long (With 10" Of Spline)
- ALL67501** Axle With Bearing, 29-1/2" Long (With 10" Of Spline)
- ALL67502** Axle, 33" Long (With 9" Of Spline)
- ALL67503** Axle With Bearing, 33" Long (With 9" Of Spline)

Note: Axle includes a spacer which allows axle to be a replacement for 2.36" or 2.50" offset axles. Spacer is pre-installed between axle flange and bearing assembly for 2.50" offset.

Related Items

- ALL44111** 1/2"-20 Wheel Studs, 5-Pack
- ALL44117** 5/8"-18 Wheel Studs, 5-Pack
- ALL72315** Replacement Axle Bearing

Ford 9" Housing Ends

Housing ends are welded into 3/16" wall x 3" O.D. axle tubes when building a custom width housing or converting to larger axles. Ends feature a stepped design with a beveled welding flange to help position flange in tube for easier installation.



- ALL68308** Late/Torino Style
- ALL68309** Early Style

Ford 9" Axle Bearing Assembly **ALL72315**

Replacement rear axle bearing used in many Ford car and truck rear ends. Bearing measures 3.150" O.D. to fit into Big Ford housing ends and has an I.D. of 1.565". A seal and press-on retaining sleeve are included.



Ford 9" Axle Spacer Plates

Spacer plate takes the place of drum brake backing plate and properly preloads the tapered style axle bearing. Spacers fit large bearing Ford 9" housing ends. Sold each.



ALL72318

- ALL72318** Late/Torino Style
- ALL72319** Early Style

Ford 9" Axle Retainers

Retainer bolts to the housing end to retain the axle/bearing into large bearing Ford 9" housings. Steel retainer is 3/16" thick and designed to fit over axles, eliminating the need to remove bearing from axle.



- ALL72316** Late Torino Style (3/8" Fasteners)
- ALL72317** Early Style (1/2" Fasteners)

9" Ford Backing Plate T-Bolts

Unique T-head bolts are required to fasten backing plates or brake brackets to Ford 9" housing ends. Kits include bolts, lock washers and nuts. Package of 8.



- ALL72042** 3/8"-24 x 1-1/4" (Late/Torino Style)
- ALL72043** 1/2"-20 x 1-1/8" (Early Style)



Jason Feger

Ford 9" Axle Housing Seals

Internal seals prevent gear lube from leaking into axle tube to eliminate premature rear end failure. Seal housings are O-ring type with spring-loaded seals. For use with 3" O.D. axle tubes and most 31-spline axles. Measure I.D. of tube for proper fit.



ALL72100* ... 2.625" O.D. Fits 3/16" Wall, 3" Tube, Red

ALL72102 2.562" O.D. Fits 7/32" Wall, 3" Tube, Blue

ALL72104 2.500" O.D. Fits 1/4" Wall, 3" Tube, Gold

Replacement Parts

ALL72101 O-Rings For ALL72100, 3-Pack

ALL72103 O-Rings For ALL72102, 3-Pack

ALL72105 O-Rings For ALL72104, 3-Pack

ALL72108 Inner Seal

*Use with Allstar steel and aluminum axle tubes.


Universal Ford 9" Axle Housing Seal **ALL72099**

Place seal inside the axle tube near the center section to keep rear end lube in the center section area of most floating axle style rear end housings. Universal seal works with most 3" O.D. axle tubes, regardless of wall thickness. Internal seal diameter of .975" works with most 28- and 31-spline axles.



Axle Snout Seal

Seal is pressed into the outer end of a 5x5 axle tube snout (2.5") to help prevent differential lube from entering the outer wheel bearing area and contaminating the wheel bearing grease. Seal has an outer diameter of 1.875".



ALL72141 Seal with 1.250" I.D.


ALL72142 Seal with 1.325" I.D.

NEW SIZE

Runout Checker

ALL96440

Fixture provides an easy way to check for bent axles, torque tubes, drive shafts, torsion bars or radius rods. Fixture measures 16-1/2" overall.



Tech Tip

Using a straight edge and a paint marker, draw a straight line down the length of a new axle before installation. Periodically inspect axle for twist using the painted line as a reference.



Axles

Allstar Axles fit most quick change and Ford 9" rears. Available in solid 28- or 31-spline or lightweight, gun-drilled 31-spline styles. Use with 24-spline drive flanges.

Length	28-Spline Solid	31-Spline Gun-Drilled	31-Spline Solid
26-1/2"	—	ALL66265	ALL66266
27-1/2"	—	ALL66275	ALL66276
28"	—	ALL66280	ALL66281
28-1/2"	ALL67286	ALL66285	ALL66286
29"	ALL67291	ALL66290	ALL66291
29-1/2"	—	ALL66295	ALL66296
30"	ALL67301	ALL66300	ALL66301
30-1/2"	ALL67306	ALL66305	ALL66306
31"	ALL67311	ALL66310	ALL66311
31-1/2"	ALL67316	ALL66315	ALL66316
32"	ALL67321	ALL66320	ALL66321
32-1/2"	ALL67326	ALL66325	ALL66326
33"	ALL67331	ALL66330	ALL66331
33-1/2"	ALL67336	ALL66335	ALL66336
34"	—	ALL66340	ALL66341
34-1/2"	—	ALL66345	ALL66346
35"	—	ALL66350	ALL66351
35-1/2"	—	ALL66355	ALL66356
36"	—	ALL66360	ALL66361
36-1/2"	—	ALL66365	ALL66366
37"	—	ALL66370	ALL66371
37-1/2"	—	—	ALL66376
39-1/2"	—	—	ALL66396

T-Handle Axle Puller

ALL66115

All-in-one T-handle puller threads into axle for easy installation or removal. Tool includes adapters to fit 3/8"-16 coarse or 3/8"-24 fine thread solid axles, and 3/4"-16 fine thread gun-drilled



Aluminum Axle Plug

ALL66100

Axle plug threads into the end of a gun-drilled Allstar, Ford 9", or quick change axle to keep rear end lube out of the axles. 3/8"-24 internal thread for correct axle spacing.



Extreme Pressure Lube

ALL78246

Originally used throughout the tool and die industry, this lube provides superior durability and wear protection, taking the place of anti-seize in many applications. Recommended for spline-to-spline contact, threaded adjusters and engine fasteners. 4 ounce tube.





Steel Axle Tubes

Steel axle tubes have a 3" O.D., a 2-5/8" I.D. and may be shortened.



Part No.	Overall Tube Length	Tube Length To Inner Bearing	Axle Length
Wide 5			
ALL68216	25"	19-1/2"	31"
ALL68218	26"	20-1/2"	32"
ALL68220	27"	21-1/2"	33"
ALL68222	28"	22-1/2"	34"
ALL68224	29"	23-1/2"	35"
ALL68226	30"	24-1/2"	36"
ALL68228	31"	25-1/2"	37"
ALL68230	32"	26-1/2"	38"
ALL68231	32-1/2"	27"	38-1/2"
ALL68232	33"	27-1/2"	39"
ALL68234	34"	28-1/2"	40"
ALL68235	35"	29-1/2"	41"
5x5, 2-1/2" Pin			
ALL68240	22"	19-1/2"	28-1/2"
ALL68244	24"	21-1/2"	30-1/2"
ALL68246	25"	22-1/2"	31-1/2"
ALL68248	26"	23-1/2"	32-1/2"
ALL68252	28"	25-1/2"	34-1/2"
ALL68256	30"	27-1/2"	36-1/2"
ALL68258	31"	28-1/2"	37-1/2"
ALL68260	32"	29-1/2"	38-1/2"
5x5, 2" Pin			
ALL68264	24"	20-1/2"	30"
ALL68266	25"	21-1/2"	31"
ALL68268	26"	22-1/2"	32"
ALL68270	27"	23-1/2"	33"
ALL68272	28"	24-1/2"	34"
ALL68274	29"	25-1/2"	35"
ALL68276	30"	26-1/2"	36-1/2"
ALL68278	31"	27.75"	37-1/2"
ALL68280	32"	28.75"	38-1/2"

Wide 5 Aluminum Axle Tubes

3" O.D. x 2.500" I.D. axle tubes are built from 7075-T6 aluminum and are machined for pool seal ALL72140.

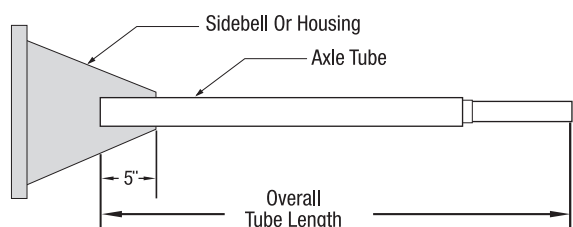


Part No.	Overall Tube Length	Tube Length To Inner Bearing	Axle Length
ALL68200	25"	19-1/2"	31"
ALL68201	25-5/8"	20-1/8"	31-1/2"
ALL68202	26"	20-1/2"	32"
ALL68203	26-5/8"	21-1/8"	32-1/2"
ALL68204	27"	21-1/2"	33"
ALL68206	28"	22-1/2"	34"
ALL68208	29"	23-1/2"	35"
ALL68210	30"	24-1/2"	36"
ALL68212	32"	26-1/2"	38"
ALL68213	35"	29-1/2"	41"

TECH TIP

How To Measure Axle Tube Length

Tube should extend 5" into side bell or aluminum housing.




Quick Change Tube Install/Removal Tool ALL11350

Finally an easy and correct way to install and remove quick change axle tubes. Secure support tool into a vise or to a workbench with optional brackets. Components are included to remove and install tubes with the turn of a wrench. An adapter for tubes with Wide 5 or 5 on 5" hubs is also included.

Related Parts

ALL11355 Installation End Cap For Bolt-On and 2-7/8" Pin Wide 5 Tubes

ALL11351 Mounting Bracket Kit For Quick Change Tube Install/Removal Tool



ALL11355

ALL11351

Bench Yoke

ALL11360

Bench yoke mounts to a workbench to hold transmissions, rear ends, differentials and many other items for assembly or servicing. Yoke rotates 360° and features two 10" long pivoting arms that are 1" wide by 1/2" thick. Tool is unpainted so it can be modified as needed.




Weld-On Snouts

Weld-on snouts may be used for repairing existing axle tubes or custom building new tubes. Three hub styles are available.

ALL68300 Wide 5 2" Pin

ALL68302 5x5 2" Pin

ALL68304 5x5 2-1/2" Pin



ALL68300



Brock Ganus

Pre-drilled Quick Change Cover Nut Kit **ALL72060**

Aluminum nuts are pre-drilled for safety wire to prevent nuts from working loose and causing leaks. Nuts have 3/8"-16 threads. Package of 10.



Quick Change Cover Nut Kits

Aluminum nuts are pre-drilled for safety wire to prevent nuts from working loose and causing leaks. Nuts have 3/8"-16 threads. Package of 10.



NEW

- ALL72058** Black Short - 7/8" OAL
- ALL72059** Red Short - 7/8" OAL
- ALL72061** Red Long - 1-1/4" OAL

Quick Change Cover Stud Kit **ALL72056**

Fully threaded 3/8"-16 studs are 1-3/4" long and are direct replacements for many quick change cover studs.



NEW

Quick Change Cover Stud Ball Kit **ALL26961-10**

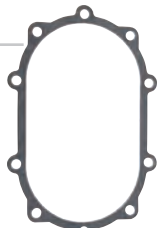
These hardened steel balls are inserted into the stud holes before the cover studs are threaded in to keep the studs from galling the housing and help disperse any stress created when installing the cover studs.



NEW

Quick Change Cover Gaskets

- ALL72050** Paper, Single
- ALL72050-10** Paper, 10-Pack
- ALL72052** Thick w/ Steel Core, Single
- ALL72052-10** Thick w/ Steel Core, 10-Pack



Quick Change Side Bell O-Ring **ALL72054**

Replacement O-ring for Winters quick change.



Axle Tube Oil Seal **ALL72140**

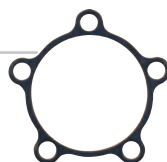
Also called a spool seal, it fits Frankland, Winters, and other quick change rear ends. Seal is pressed into side bell or axle tube and seats against the bearing flange of the spool to prevent lube from leaking into axle tubes. Seal has a 1-15/16" I.D. and a 2-5/8" O.D.



Drive Flange Gaskets

Steel core gaskets help prevent leaking issues commonly found with standard paper gaskets. Package of 2.

- ALL72074** 8-Bolt
- ALL72075** 5-Bolt



ALL72075

Quick Change Gear Case **ALL14355**

Sturdy composite storage case protects and holds up to 8 sets of quick change gears. Case has molded in carrying handles and metal hinges. 5" x 8" x 15-1/2" overall when closed.



Quick Change Drain Pan Plastic **ALL14356**


Tapered top drain pan, combined with an open flow corner allow quick change gear changes to happen even faster. Plastic, low profile, 2-piece pan includes a stainless steel filter screen molded into the top tray. 4qt capacity



NEW

Aluminum Quick Change Drain Pan **ALL14166**

Aluminum drain pan is handy when changing quick change gears. Built-in perforated shelf holds gears and allows lube to drain into pan. Pan is 10-1/4" wide, 12" long and 3-3/4" deep.



Quick Change Jack Post Brackets

Brackets bolt to quick change rear end, providing a location to jack the car.

- ALL68346** Steel Bracket
- ALL68347** Aluminum Bracket



ALL68346

ALL68347

QC Axle Tube Support Brackets

Brackets provide mounting points for a strut rod assembly to help eliminate flex found in quick change rear ends. ALL68320 attaches to the side bell bolts on most quick change rear ends. ALL68322 has tabs with 1/2" holes and mounts directly onto a 3" axle tube.

- ALL68320** Center Section Mount
- ALL68322** Axle Tube Mount



ALL68320

ALL68322



See Index for Suspension Tubes

ALL68320
ALL68322



Quick Change Gear Totes



Durable plastic quick change gear tote organizes extra gear sets and keeps them clean. Lid snaps shut to hold gears in place. 8"L x 5"W x 2"H.

Description	Single	10-Pack
White	ALL14350	ALL14350-10
Black	ALL14351	ALL14351-10
Yellow, 6-Spline (Midget) Gear Set	ALL14352	ALL14352-10

Gear Tote Tray

ALL12269

Neatly organize up to 10 quick change gear tote boxes vertically. Tray is 21" long x 5-1/2" deep with a 4" tall front edge making them perfectly sized for Allstar gear tote boxes.



Ring And Pinion Installation Kits

Allstar ring and pinion installation kits are available with or without bearings. Kits contain all the hard-to-find individual parts for a quick, trouble-free installation.

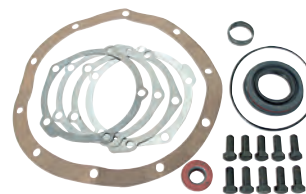
Bearing Kits Include:*

- Pinion And Side (Carrier) Bearings
- Pinion Seal
- Pinion Depth Shims
- Adjustable Side (Carrier) Shims
- Crush Sleeve Or Solid Spacer
- Pinion Nut
- One Ounce Tube Of Silicone Or Gasket
- Gear Marking Compound
- Ring Gear Bolts



Shim Kits Include:*

- Pinion Seal
- Pinion Depth Shims
- Adjustable Side (Carrier) Shims, Two (If Applicable)
- Crush Sleeve Or Solid Spacer
- Pinion Nut
- One Ounce Tube Of Silicone Or Gasket
- Gear Marking Compound
- Ring Gear Bolts



*Kit components shown for reference only, specific components will vary depending on application.

Bearing Kit	Shim Kit	Carrier Type	Application
General Motors			
ALL68515	ALL68615	10-Bolt	7.5", Passenger And Light Truck S-10 1982-1998
–	ALL68616	10-Bolt	7.5", Passenger, Except Monza 1977-1981
–	ALL68622	10-Bolt	8.2", Chevy Passenger And G-10 Van, 30-Spline Pinion
ALL68521	ALL68621	10-Bolt	8.5", 30-Spline Pinion Passenger And Light Truck 1964-72
ALL68518	ALL68618	12-Bolt	8.875", Chevy And GMC Truck And Blazer, 1.438" Pinion 1970-98
ALL68519	ALL68619	12-Bolt	8.875", Chevy Hi-Performance Passenger Axle, 1.625" Pinion
Chrysler			
ALL68532	ALL68631	8-3/4"	489 Casting With 2.000" I.D. Carrier Bearings (Large #9 On Side Of Casting)
ALL68531	ALL68631	8-3/4"	489 Casting With 1.796" I.D. Carrier Bearings (Large #9 On Side Of Casting)
ALL68537	ALL68637	8-3/4"	742 Casting With 1.796" I.D. Carrier Bearings (Large #2 On Side Of Casting)
Ford Motor Company			
–	ALL68639	8"	"Pig" Type, 25-Spline Pinion
ALL68513	ALL68613	8.8"	Salisbury Type With 10-Bolt Cover, 30-Spline Pinion
ALL68510	ALL68610	9"	2.893" Carrier Bearing, Stock 28-Spline Pinion Support, Solid Spacer
ALL68511	ALL68611	9"	2.893" Carrier Bearing, Stock 28-Spline Pinion Support, Crush Sleeve
ALL68509	ALL68610	9"	3.062" Carrier Bearing, Stock 28-Spline Pinion Support, Solid Spacer
ALL68512	ALL68611	9"	3.062" Carrier Bearing, Stock 28-Spline Pinion Support, Crush Sleeve
ALL68539	ALL68610	9"	3.062" Carrier Bearing, Daytona 28-Spline Pinion Support, Solid Spacer
ALL68538	ALL68611	9"	3.062" Carrier Bearing, Daytona 28-Spline Pinion Support, Crush Sleeve
ALL68543	ALL68610	9"	3.250" Carrier Bearing, Daytona 28-Spline Pinion Support, Solid Spacer
ALL68542	ALL68611	9"	3.250" Carrier Bearing, Daytona 28-Spline Pinion Support, Crush Sleeve
ALL68540	–	9"	3.250" Carrier Bearing, MW or Strange 28-Spline Pinion Support, No Spacer Or Crush Sleeve
ALL68541	–	9"	3.250" Carrier Bearing, MW or Strange 35-Spline Pinion Support, No Spacer Or Crush Sleeve
Dana			
ALL68533	ALL68633	–	Model 44/1967-1997
ALL68534	ALL68634	–	Model 60 And 61/1966-1998

Dial Indicator With Magnetic Base

ALL96414

Dial indicator with magnetic base is a necessity when degreasing a camshaft, checking crankshaft end play, deck heights, dome heights, transmission end play or ring and pinion backlash. Universal magnetic base may be mounted anywhere. Shockproof dial indicator has 1" of travel in .001" increments. Base and dial indicator may also be purchased separately.



ALL96415 Dial Indicator Only
ALL96416 Magnetic Base Only

Digital Calipers 0-6" With Case

ALL96411

Measure inside, outside and depth dimensions with easy to read Metric or SAE LCD display, in .001" increments up to 6". On/off switch conserves battery and zero setting assures accurate readings. Plastic case provides additional battery storage.



Dial Caliper

ALL96410

Quality hardened stainless steel dial caliper is shockproof and capable of measuring items from .001" to 6" in increments of .001". Includes protective carrying case.



Ring And Pinion Gear Sets

Quality differential components are suitable for race, street and off-road use. Lapped in matched sets for quiet operation.



GM 7.5"

Sets fit 10-bolt with 7.5" ring gear, 1.438" diameter pinion stem and 27-spline pinion.

Part No.	Ratio	Tooth	Part No.	Ratio	Tooth
ALL70110*	3.23	42-13	ALL70115†	3.73	41-11
ALL70112*	3.42	41-12	ALL70116*	4.10	41-10
ALL70113†	3.42	41-12	ALL70117†	4.10	41-10
ALL70114*	3.73	41-11	ALL70118*	4.56	41-9

*Set includes standard width ring gear for use with 3.23 and numerically higher ratio carriers or when using 3.08 and numerically lower ratio carriers and ALL70100 spacer.

†Set includes thick ring gear for use with 3.08 and numerically lower ratio carriers.

GM 8.5"

Sets fit 10-bolt with 8.5" ring gear, 1.625" diameter pinion stem and 30-spline pinion.

Part No.	Ratio	Tooth	Part No.	Ratio	Tooth
ALL70120	3.08	40-13	ALL70126	4.10	41-10
ALL70122	3.42	41-12	ALL70128	4.56	41-9
ALL70124	3.73	41-11			

Ford 9"

Sets fit 10-bolt with 9" ring gear, 1.313" diameter pinion stem and 28-spline pinion.

Part No.	Ratio	Tooth	Part No.	Ratio	Tooth
ALL70010	3.50	35-10	ALL70028	5.14	36-7
ALL70012	3.70	37-10	ALL70030	5.29	37-7
ALL70014	3.89	35-9	ALL70032	5.43	38-7
ALL70016	4.11	37-9	ALL70034	5.67	34-6
ALL70018	4.33	39-9	ALL70036	5.83	35-6
ALL70020	4.56	41-9	ALL70038	6.00	30-5
ALL70022	4.71	33-7	ALL70040	6.20	31-5
ALL70024	4.86	34-7	ALL70042	6.33	38-6
ALL70026	5.00	30-6	ALL70044	6.50	39-6

GM 7.5" Ring Gear Spacer

ALL70100

Spacer allows installation of 3.23 and numerically higher ratio gear sets with standard thickness ring gears into 3.08 and numerically lower carriers. Steel spacer is .3125" thick and includes ten 7/16"-20 x 1-1/4" UHL LH bolts.



Gear Marking Compound Kit

ALL78250

Gear marking compound kit is a good way to identify correct gear contact area when installing or adjusting ring and pinion gear sets. Kit includes gear marking compound and application brush.



Billy Moyer

Spools

Spools are substantially lighter than conventional cast iron carriers, and lock both rear axles together to deliver equal power to both rear wheels. Ultra-lite steel spools have more lightening holes and a narrower ring gear flange than standard units to help reduce rotating weight.



ALL68060

Ford 9" Steel Spools

- ALL68060** 28-Spline, Scalped, 7.5 Lbs.
- ALL68062** 28-Spline, Ultra-Lite, 6.3 Lbs.
- ALL68063** 28-Spline, Ultra-Lite Scalped, 6.0 Lbs.
- ALL68064** 31-Spline, Scalped, 7.6 Lbs.
- ALL68066** 31-Spline, Ultra-Lite, 6.1 Lbs.
- ALL68067** 31-Spline, Ultra-Lite Scalped, 5.8 Lbs.
- ALL68070** 35-Spline, For 3.250" Case, 7.6 Lbs.
- ALL68072** 35-Spline, For 2.893" Or 3.062" Case, 7.9 Lbs.
- ALL68074** 40-Spline, For 3.250" Case, 6.7 Lbs.

Aluminum Spools

- ALL68114** Quick Change Winters, 31-Spline, 2.030" Bearings
- ALL68115** Quick Change D.M.I., Frankland, Tiger And Richmond, 31-Spline, 2" Bearings

Mini Spools

Mini spool assemblies replace the OE side and spider gears in open style carriers to provide equal traction to both axles. Mini spools are precisely machined for proper fit and heat treated for durability.



ALL68122



ALL68164

- 1957-87 Ford 9" Rear Ends With 3/4" Cross Pin
- 1981-94 Ford 8.8" Rear Ends With 28-Spline Axles
- 1976-88 GM 7.5" With 7.5" Or 7.625" Ring Gear, 26-Spline Axles
- 1964-72 GM 10-Bolt With 8.2" Dia. Ring Gear, 28-Spline Axles
- 1970-76 GM 10-Bolt With 8.5" Dia. Ring Gear, 28-Spline Axles
- 1965-76 GM 12-Bolt With 8.875" Dia. Ring Gear, 30-Spline Axles

- ALL68121** Ford 9", (Lightweight) 28-Spline
- ALL68122** Ford 9", (Lightweight) 31-Spline
- ALL68168** Ford 8.8", 28-Spline
- ALL68166** GM (7.5" Ring Gear), 26-Spline
- ALL68162** GM 10-Bolt (8.2" Ring Gear), 28-Spline
- ALL68160** GM 10-Bolt (8.5" Ring Gear), 28-Spline
- ALL68164** GM 12-Bolt (8.875" Ring Gear), 30-Spline

†There are at least three different 7.5" GM cases available, shimming may be required between the case and side gear of the spool to eliminate space between blocks

Cross Pins



- ALL68120** Ford 8.8" And 9" (3/4")
- ALL68167** GM 10-Bolt (7.5" Ring Gear)
- ALL68163** GM 10-Bolt (8.2" Ring Gear)
- ALL68161** GM 10-Bolt (8.5" Ring Gear)
- ALL68165** GM 12-Bolt (8.875" Ring Gear)

GM Axle C-Clips

Replacement C-clips for popular GM 10 and 12-bolt axles. Package of 2.



- ALL66120** 10-Bolt (7.5")
- ALL66121** 10-Bolt (8.5") and 12-Bolt (8.875")

Ford 9" Housing Studs


ALL72040

Studs secure the center section to the housing and are installed by pulling through with a nut for a press fit. 3/8"-24 threads. Package of 10.



Ford 9" Gaskets

Gaskets are precision die-cut to ensure a leak free seal.



ALL72044

- ALL72044** Paper
- ALL72045** Composite With Steel Core

Absorbent Mats

A must for the work shop and trailer. These handy absorbent mats have bonded layers, allowing fluid to spread quickly through material.



- ALL12030** 15" x 60" Roll (Perforated Every 10") Universal For All Fluid Types (Oil, Coolant, Water)
- ALL12031** 15" x 60" Roll (Perforated Every 10") For Oil Only
- ALL12032** 100-Pack (15" x 10" Individual Sheets) Universal For All Fluid Types (Oil, Coolant, Water)
- ALL12033** 100-Pack (15" x 10" Individual Sheets) For Oil Only



Mike Root

Ford 9"

Pinion Support **ALL68396**

"Daytona" forged aluminum pinion support replaces original equipment cast iron support. Support is furnished with races installed and is for use with 28-spline pinion gears.



Pinion Seals

Replace leaking or damaged seals in most popular differentials.

- ALL72145** Quick Change 5/16" Wide
- ALL72144** Quick Change 1/2" Wide
- ALL72143** Quick Change 3/4" Wide
- ALL72146** Ford 9" Standard, 28-Spline, 3" O.D.
- ALL72147** 7.5" GM
- ALL72148** 8.5" GM



Pinion Yokes



ALL68380



ALL68382



ALL68384

Part No.	Spline	U-Joint	Width	Cap Dia.	Material	Length
Ford 9" Yokes						
ALL68384	28	1310	3-1/4"	1.062"	Aluminum	Standard
ALL68375	28	1310	3-1/4"	1.062"	Cast Steel	Standard
ALL68376	28	1330	3-5/8"	1.125"	Cast Steel	Standard
ALL68377	28	1330	3-5/8"	1.125"	Cast Steel	1" Longer
ALL68380	28	1350	3-5/8"	1.187"	Forged Steel	Standard
ALL68382	35	1350	3-5/8"	1.187"	Forged Steel	Standard
Quick Change Yokes						
ALL68385	10	1310	3-1/4"	1.062"	Cast Steel	Standard
ALL68386	10	1310	3-1/4"	1.062"	Cast Steel	1" Longer

Billet Quick Change Pinion Yokes

Billet steel pinion yokes offer superior strength while the longer unit gives you an option to use a shorter driveshaft. For use with 1310 series 3-1/4" wide U-joint.



ALL68388

- ALL68387** Standard Length
- ALL68388** 1" Longer

Pinion Nuts

Replace original worn or damaged nuts each time a gear set is changed. Nut secures driveshaft yoke to pinion gear.



- ALL72155** Ford 8.8" And Standard 9"
- ALL72156** GM 7.5 And 8.5

Pinion Yoke Wrench **ALL68372**

Wrench fastens to most popular pinion flanges and companion flanges to hold when setting bearing pre-load and tightening retaining bolt or nut.



U-Joints

Performance U-joints are greasable and fit a variety of driveshaft combinations.



- 1310 Series:** 3.218" Wide with 1.062" Diameter Caps
- 1330 Series:** 3.622" Wide with 1.062" Diameter Caps
- 1350 Series:** 3.622" Wide with 1.187" Diameter Caps

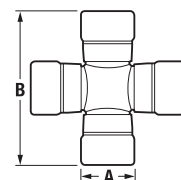
U-Joints With Same Cross Width

- ALL69030** 1310 Series
- ALL69031** 1330 Series
- ALL69032** 1350 Series

U-Joints With Different Cross Widths

- ALL69034** 1310 to 1330
- ALL69037*** ... 1310 to 1330
- ALL69035** 1310 to 1350
- ALL69036** 1330 to 1350

*Standard 1330 spread with larger 1.125" diameter caps.



Width = B, Caps = A

U-Bolt Kits

U-bolt kits for 1310, 1330 and 1350 series U-joints secure drive-shaft to pinion yoke. Sold in pairs with nuts and lock washers.



	U-Bolt	U-Joint Series	Cap	Thread	"A"	Stud CTC "B"
Std.	ALL69015	1310/1330	1-1/16"	5/16"-24	1-3/4"	1.400"
X-Long	ALL69017	1310/1330	1-1/16"	5/16"-24	2"	1.400"
Std.	ALL69018	1330"	1-1/8"	5/16"-24	1-7/8"	1.575"
Std.	ALL69016	1350	1-3/16"	3/8"-24	2"	1.625"

*1330 with big caps (1.125")

GM U-Joint Strap Kit

ALL69014

Replacement O.E. style U-joint strap kit fits popular GM pinion yokes including 7.5", 8.2", 8.5" 10-bolt and other popular rear ends. Kit is designed for 1-1/8" (1.125") diameter caps and includes (2) 5/8" wide steel straps with 1-7/8" CTC holes and (4) 1-1/2" long 5/16"-24 grade 8 bolts.



Ford 9"

U-Joint Girdle Kit

ALL69025

Aluminum U-joint girdles replace standard steel U-bolts and provide more surface clamping area for 1310 and 1330 (1-1/16") U-joint caps. Girdle design helps prevent over-tightening and includes mounting hardware.



Steel Driveshafts



Driveshafts are built from 2-1/2" O.D. x .065" wall, D.O.M. steel tubing, balanced, painted white and completely assembled with greaseable 1310 series (3-1/4") U-joints. Driveshafts also include a popular 27-spline slip yoke to work with Powerglide, TH350, Bert, Brinn and many other transmissions. Yoke measures 5.50" from U-joint centerline to end with 3.50" of slip length. Dimensions listed are from center to center of U-joints.

ALL69019 29.5"
ALL69020 30.5"
ALL69022 31.5"
ALL69023 32"
ALL69024 32.5"

Related Parts

ALL69015 U-Bolt Kit
ALL69030 1310 U-Joint

Slip Yokes

Slip yokes provide an important link in today's driveline and chassis combinations. Yokes are available in standard length for most street applications with minimal suspension travel to extra-long for racing suspensions that have a radical amount of travel. 27-spline yokes accept 1310 style U-joints and are for use in many popular transmissions including TH350, TH700R4, Muncie and Saginaw 3 and 4 speeds, Bert and Brinn non-ball spline.

ALL69040 6"
ALL69042 6-3/4"
ALL69044 7-1/2"
ALL69046 8"
ALL69048 8" (Extra Clearance)

Hardened

ALL69043 6-3/4"
ALL69045 7-1/2"
ALL69047 8"

Tailshaft Seal And Bushing

The tailshaft bushing is a regular wear item, located inside the transmission tailshaft housing. It should be replaced when replacing the tailshaft seal or when a driveshaft failure has occurred. A worn bushing will cause excessive side-to-side movement of the slip yoke and create a vibration or leak. Replacement bushing and seal fits GM Powerglide, Turbo 350, Saginaw, Muncie, Bert and Brinn transmissions.

ALL72150 Seal
ALL72152 Seal With Bushing



ALL72152

Universal Driveshaft

Loop **ALL69000**

Universal driveshaft loop contains the driveshaft if a yoke or U-joint fails. Loop is 1/4" thick x 2" wide mild steel and fully adjustable to fit most cars.



Driveshaft Loop For 1979-2004

Mustangs **ALL69006**

Driveshaft safety loop bolts-on to help retain the front of the driveshaft in the event of a U-joint or other drivetrain component breakage. Black epoxy coated, all steel loop includes mounting hardware and complete instructions. Loop is designed to fit inside factory tunnel and work with most driveshafts up to 4" in diameter.



Unwelded Driveshaft Loop

ALL69004

Made from 3/16" flat steel, loop is 9-1/2" tall, 5-1/2" wide with a 16" wide mounting strap that can be cut and welded for each installation.



180° Driveshaft Loop **ALL69002**

Pre-bent 1" diameter x .083" wall mild steel tubing is designed for chassis style cars to help retain the driveshaft in the event of a U-joint failure. Loop is 10" tall overall and has a 5" I.D.



Torque Tube Belt **ALL10181**

Universal strap keeps torque tube stabilized and centered in case of coupler or tube failure. Black 3" wide belt fits all torque tube and chassis combinations.



Torque Ball Safety Blanket **ALL55220**

Fire resistant safety blanket designed by Jason Meyers Racing protects drivers legs and feet in the event of a U-joint failure. Ballistic nylon covered blanket weighs just 1-1/2 lbs. and has quick release adjustable straps that allow blanket to be removed easily for servicing torque ball and U-joint. Blanket includes two mounting brackets, mounting studs, nuts and installation instructions.



Replacement Parts

ALL55224 3/8" Mounting Stud Kit
ALL55226 Mounting Tabs, 1-Pair

Drain Pan **ALL40112**

Round drain pan has molded in handles and pour spout. Made from chemical and solvent resistant plastic. 13-1/2" x 11" x 4", 7 quart capacity.



Aluminum Quick Change

Drain Pan **ALL14166**

Aluminum drain pan is handy when changing quick change gears. Built-in perforated shelf holds gears and allows lube to drain into pan. Pan is 10-1/4" wide, 12" long and 3-3/4" deep.



Drain Plug Kits

Drain plug kits include a machined weld-on bung that has a step added to fit inside a drilled hole for easy installation. Kits are perfect when adding drain plugs to oil pans, rear end housings, dry sump tanks, etc.



Size	Aluminum Bung	Steel Bung
3/8" NPT	ALL50732	ALL50733
1/2" NPT	ALL50734	ALL50735

Combo Remote Fill Tank

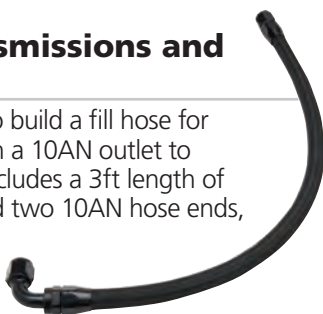
ALL36134

Aluminum fill tank features a pre-drilled 4-1/2" square mounting flange for securing tank to the underside of deck panel providing an easy access fill location for rear end/differential, transmission, power steering or dry sump tank. Tank has a raised non-vented cap and a -10AN male lower hose fitting. Tank also has a 3/8" NPT side port for a return or vent and a separate 1/4" NPT fitting with an integrated foam filter for an additional vent.



Fill Line Kit for Transmissions and Rear Ends **ALL36148**

Kit includes the components to build a fill hose for attaching remote fill tanks with a 10AN outlet to transmission or rear end. Kit includes a 3ft length of flexible braided fabric hose and two 10AN hose ends, one straight 10AN fitting for connecting hose to breather tank and a 90-degree 10AN fitting with a 10AN to 1/2" NPT adapter for attaching to rear end or transmission. Additional adapter fittings may be required and are sold separately.



Remote Fill Tanks

Aluminum tanks feature a 5-3/8" mounting flange to mount in a deck panel or other flat horizontal panel, providing an easy access fill location for rear end/differentials, transmissions or dry sump tanks. Tanks have a raised, vented twist on cap and a -10AN male hose connection. Overall tank height is 9" x 3" in diameter.



ALL36111

ALL36110 Fill Tank

ALL36111 Fill Tank With 3/8" NPT Bung

ALL36124 Replacement Cap

Mini Breather Tanks

Small capacity, aluminum tank will vent dry sump tank, transmission, or rear end. Tank measures 6-3/4" overall, features a 1/4" NPT bung on bottom for connecting a vent hose and includes a washable breather element. Tanks are offered with a clamp style bracket for mounting to chassis tubing, or a flat mount for mounting to a panel or firewall.

ALL36140 Tank For 1-1/2" Dia. Tubing

ALL36141 Tank For To 1-3/4" Dia. Tubing

ALL36142 Tank With Flat Mount



Mini Breather **ALL36145**

Compact breather mounts in a deck or bracket with a 7/16" hole and has a -4AN male end making it ideal for venting transmissions or rear ends.



Clamp-On Mini Breathers

Breathers mount easily to either 1-1/2" or 1-3/4" tubing. Breathers are 1" tall and 1-3/8" in diameter. Great for use on transmissions, differentials, etc. Bottom fitting is 1/4" NPT. Black anodized finish.

ALL36106 Breather For 1-1/2" Tubing

ALL36107 Breather For 1-3/4" Tubing

ALL36103 Replacement Filter Only



Breather Element

Breather elements work well for venting components including transmissions and differentials and feature a fitting for attaching hose. Breathers are 2" in diameter and feature a pre-oiled cotton inner material that may be washed and re-oiled. Size listed is O.D. of hose fitting.



NEW

ALL36212 3/8"

ALL36213 1/2"

ALL36216 3/8" w/ Mounting Stud

ALL36217 1/2" w/ Mounting Stud

Roll Bar Padding

Closed-cell foam does not absorb moisture, but progressively absorbs shock (gets more dense as it is compressed).

Offset inside diameter allows easy installation, with thicker padding toward driver. Available in 3' lengths.



Color	Single	Case (48pcs)
Black	ALL14100	ALL14100-48
Red	ALL14101	ALL14101-48
Blue	ALL14102	ALL14102-48
Orange	ALL14103	ALL14103-48
Yellow	ALL14104	ALL14104-48
Gray	ALL14105	ALL14105-48
Purple	ALL14106	ALL14106-48

SFI Mini Roll Bar Padding **ALL14112**

Mini roll bar padding is ideal for tight areas in a race car when standard padding is too large. Unique, compact design provides driver protection to a specific area. Peel- and-stick backing for easy installation on 1-1/4" to 1-3/4" tubing. Meets SFI 45.1 specifications. Sold in 3' lengths, black only.




SFI Roll Bar Padding

Provides 180° coverage where space concerns are not a problem. Peel-and-stick backing for easy installation. Meets SFI 45.1 specifications.

Choose from two sizes, each 3' long, black only.

ALL14110 1-1/8" To 1-1/2" O.D. Tubing

ALL14111 1-5/8" To 2" O.D. Tubing




Door Bar Padding

ALL14115

Closed cell padding adds protection from hard surfaces inside a race car.

Cover door bars, seat supports, or increase padding in seat for comfort. Sold in 36" x 48" sheets, 3/4" thick.



Door Bar Clamp **ALL14198**

Clamp fastens around a 1-1/2" door bar, allowing a steel door plate to be mounted to the outside of the door bar area. Clamp eliminates the need to weld mounting tabs or door plate directly to a finished chassis. Sold each and includes 1/2" mounting hardware.



Related Items

ALL54070 18" x 26" Steel Plate

ALL54071 24" x 24" Steel Plate

ALL54072 24" x 36" Steel Plate



Sprint Knee Guard **ALL55230**

Ultra light aluminum knee guard designed by Jason Meyers Racing works great for protecting knees from banging against 1/2 box steering gears and provides a comfortable leg support when throttling through corners.

Fire retardant, high-impact, dense rubber padding is covered with self-extinguishing cloth for added safety. Guard fastens to the half box mount (not the box) by drilling and bolting or riveting and is held in place with safety wire or a wire tie.



Window Net Installation Kits

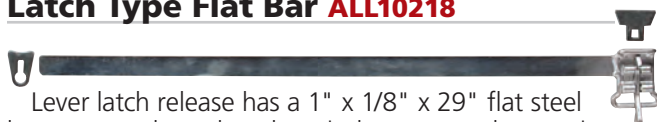
Latch Type Round Tube **ALL10217**

Lever latch release has a 3/8" round upper support rod for use with border and loop style nets. Mounting brackets are included.



Latch Type Flat Bar **ALL10218**

Lever latch release has a 1" x 1/8" x 29" flat steel bar to securely anchor the window net, and mounting brackets. Use with loop style nets. Will not work with most border type nets.



Replacement Part

ALL99070 Replacement Mounting Tabs

Spring Loaded Round Tube **ALL10219**

Spring-loaded tube eliminates the latch release and provides easy entry and exit. Pushing against the handle allows the spring loaded rod to compress approximately 3/4" to release or fasten window net. Kit includes a 26-1/2" long x 9/16" diameter spring loaded top tube, 3/4" flat aluminum strap for securing the bottom of the net, mounting hardware, handle and instructions. Designed for most border and loop style nets.



Replacement Part

ALL99071 Replacement Mounting Tabs

Clamp-On Kits

Clamp-on kit eliminates welding tabs to chassis. Clamps have .600" holes designed to install ALL10219 window net installation kit to chassis tubing.

ALL10221 1-1/2" Kit

ALL10222 1-3/4" Kit

Replacement Parts

ALL99160 1-1/2" Clamp-On Bracket, Fixed

ALL99161 1-1/2" Clamp-On Bracket, Swivel

ALL99162 1-3/4" Clamp-On Bracket, Fixed

ALL99163 1-3/4" Clamp-On Bracket, Swivel

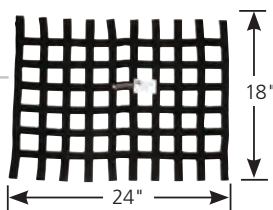


Loop Style Ribbon Window Nets

Durable polypropylene nets are ideal for a variety of full bodied cars. Webbing is double stitched with heavy nylon thread. All nets meet SFI 27.1 specifications and are appropriately tagged. Loop design net has loops sewn in top and bottom of net to accept most round tube and flat bar window net installation kits.

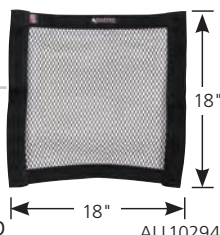
ALL10290 18" x 18" Black

ALL10295 18" x 24" Black

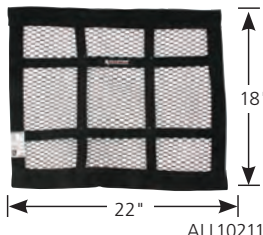


Mesh Window Nets

Durable, lightweight, black polyester mesh nets increase driver vision and stop smaller debris better than conventional ribbon or string nets. Mesh style net has large built-in sleeves in top and bottom of net to accept most round tube and flat bar window net installation kits. SFI Rated (27.1)



ALL10294



ALL10211

Non-SFI

ALL10294 18"H x 18"W

ALL10298 18"H x 22"W

ALL10299 18"H x 27"W x 22"W (Angled)

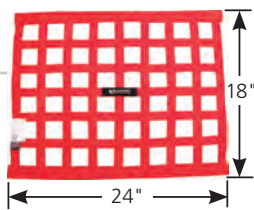
SFI Rated (27.1)

ALL10211 18"H x 22"W

ALL10214 18"H x 27"W x 22"W (Angled)

Border Style Ribbon Window Nets

Durable polypropylene nets are available in a variety of sizes and offer additional safety to the driver. Webbing is double stitched with heavy nylon thread. Border style net has built-in sleeves in top and bottom of net to accept most round tube window net installation kits including ALL10217 and ALL10219. SFI certified nets meet SFI 27.1 specifications and are appropriately tagged.



ALL10287

Non-SFI

ALL10248 10"H x 18"W Black

ALL10249 14"H x 18"W Black

SFI Rated (27.1)

ALL10280 18"H x 18"W Black

ALL10285 18"H x 24"W Black

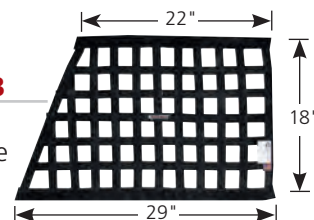
ALL10286 18"H x 24"W Blue

ALL10287 18"H x 24"W Red

Angled Window Net **ALL10288**

Angled net with border style mounting encloses more of the driver side window opening for additional protection.

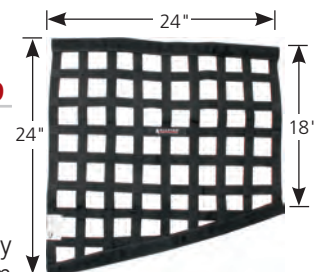
Net meets SFI 27.1 specification and is appropriately tagged. Net has built-in top and bottom sleeves to accept most round tube window net installation kits including ALL10217 and ALL10219.



Drag Window Net **ALL10289**

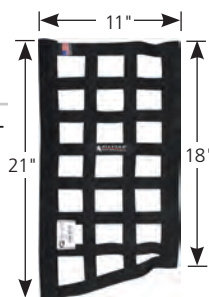
Drag window net with border style mounting attaches to the diagonal door bar of most drag cars. Net meets SFI 27.1 specification and is appropriately tagged.

Net has top and bottom built-in sleeves to accept most round tube window net installation kits including ALL10217 and ALL10219.



Funny Car Style Window Net **ALL10291**

Border style window net has built-in vertical sleeves for installing mounting rods to attach net to the chassis. Net is ideal for cages that have been fitted with or updated to funny car style bars around the driver. Net is SFI 27.1 certified.



Triangle Window Net **ALL10246**

Triangle net originally designed for Sprints and Midgets also works well on Dirt Late Models and Modifieds when wrap-around ends are needed. Net includes quick release buckle and meets SFI 37.1 specs.



Border Style Triangle Window Net **ALL10247**

Triangle window net has a border style top for use with most round tube installation kits. Lower portion of net secures around a lower bar.



Molded Steering Wheel Pad **ALL52322**

Molded pad fits flat or dished 3-spoke steering wheels. Velcro straps are permanently secured to pad for quick installation.



Steering Wheel Pad **ALL52320**

Black vinyl covered pad fastens to most three spoke racing steering wheels with three hook/loop straps. 5-3/4" diameter foam pad is 2" thick.



Two Point Non-Retractable Seat Belts

Two-point, non-retractable lap belt is manually tightened and mounts to two points on the vehicle floor. Belts feature an easy push-button release and are sold individually. Installation hardware kits sold separately.



- ALL98110** Black
- ALL98111** Gray
- ALL98112** Charcoal
- ALL98113** Tan



Related Parts

- ALL98120** Anchor Plates, 1-Pair
- ALL98121** Installation Hardware Kit

Three Point Retractable Seat Belts

Three-point retractable system has three anchoring points, two on the vehicle floor and one on the B-pillar. Belts feature an easy push-button release and are sold each. Installation hardware kits sold separately.



- ALL98115** Black
- ALL98116** Gray
- ALL98117** Charcoal
- ALL98118** Tan

Related Parts

- ALL98120** Anchor Plates, 1-Pair
- ALL98121** Installation Hardware Kit



Seat Belt Anchors **ALL98120**

Anchor plates reinforce stock type floor pan when mounting seat belts. Plates are 1/8" thick and have a 9/16" mounting hole. Package of 2.



Seat Track Assembly

ALL98100

Mount aftermarket seats quickly and easily. Includes two seat tracks, adjustment handle and hardware.



Bolt-In Lower Seat Mount Brackets

ALL98130

Seat brackets are constructed of 3/16" aluminum and designed to fasten an aluminum racing seat to a reinforced stock style floor pan. Additional floor reinforcements recommended as required per sanctioning body rules.



Tear Off Machine



Electric Tear Off machine will quickly provide clear vision with the simple push of a button. Lightweight unit mounts to your shield and includes two clear rolls of 50 foot film (equal to 65 standard tear offs), sealed aluminum motor housing, quick disconnects, and velcro. Works with 12 and 16 volt systems. Choose Installation kit with steering wheel or dash mount button, sold separately.

- ALL13104** Electric Tear Off Machine
- ALL13106** Install Kit, Vehicle Harness & Steering Wheel Button
- ALL13107** Install Kit, Vehicle Harness & Dash Mount Button
- ALL13108** Replacement Rolls Of Film (2-Pack)
- ALL13109** Replacement Vehicle Harness

Locking Tear Off Post Kit

ALL13100

Unique aluminum tear off posts have a second set-screw locking the posts to the shield so they don't continually come loose. No need to remove shield just to tighten the tear off post! Package of 2.



Safety Glasses

ALL10258

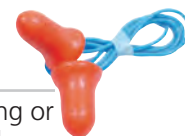
Comfortable, lightweight, general purpose safety glasses have a clear wrap around lens for maximum visibility. ANSI-Z87.1 rated.



Reusable Corded Earplugs

ALL12000

Corded earplugs fit instantly without rolling or squeezing. Made of a soft material that cleans up easily in warm, soapy water.



Helmet Hooks

Lightweight aluminum hook clamps on roll cage tubing and provides an anchor for attaching helmet strap.

- ALL10228** 1-1/2"
- ALL10229** 1-3/4"
- ALL10445** Reducer Bushing 1-3/4" To 1-5/8"



Universal Helmet Hook **ALL10223**

Lightweight, steel universal helmet hook is 1/8" thick and has a radius mount for attaching to round tubing. Hook may be welded on or clamped to tube with a standard hose clamp.

Inside Air Blower Motor

ALL13000

Inside air unit is commonly mounted inside the cockpit or decking to provide forced, filtered air to the driver for cooling and to help prevent shield fogging. Spun aluminum cover prevents damage to filter assembly. Motor has two speeds and is recommended for 12 volt systems.



Replacement Parts

ALL13014..... Filter

ALL99023 Top

Outside Air Blower Motor

ALL13001

Outside air unit is commonly mounted inside the driver compartment on vehicles with windows or closed compartment to provide forced, filtered air to the driver for cooling and to help prevent shield fogging. Intake top can be used with 1-1/4" helmet hose or trimmed to accept larger 3" hose, such as ALL42150, routed to the motor from outside of the car or fastened to a plastic duct, such as ALL42143, for fresh air. Motor has two speeds and is recommended for 12 volt systems.



Replacement Parts

ALL13014..... Filter

ALL99022 Top

Helmet Fan ALL13011

Compact inline blower fan connects to 1-1/4" helmet hose and forces air inside driver's helmets equipped with an air inlet to help prevent shield fogging and provide air movement. Fan produces 20+ cfm of air flow when used on a 12V system, drawing only 1.3 amps. Two wire pigtail easily connects to a switched 12V power source and a suitable chassis ground.



Helmet Vent Hose

Hose is 4' long and used to complete the connection between a driver air system and helmets equipped with a 1-1/4" barbed intake port. Two styles are available: ALL13004 is gray and constructed from a denser material to resist crushing and abrasions from rocks and debris; ALL13021 is black and constructed of a thinner more pliable material which is less restrictive to the driver.



ALL13004 Gray

ALL13021..... Black

Helmet Vent ALL13025

High-impact, screened ABS vent minimizes the chance of rocks and other debris from entering helmet hose. Vent has a 1/2" wide mounting flange and a centered outlet that accepts most 1-1/4" helmet hoses.



Helmet Blower System

Remote mount breather system directs filtered, forced air to the driver's helmet for added comfort and safety. Motor assembly has a mounting bracket for easy mounting to chassis or seat back. 4' helmet hose connects to most helmet fresh air intakes with standard 1-1/4" connector. The 9' extension lead can be easily connected to a switched 12-16 volt source. This system weighs 2-1/4 lbs, and draws 3.5 amps at 13.6 volts, and produces about 90 CFM of air to the driver, providing more than enough air to keep the driver cool and shield clear.

ALL13020 Silver

ALL13022 Black

Replacement Parts

ALL36202 Filter

ALL36203 Filter With Shield

ALL99021 Wire Harness



Mini Helmet Air System ALL13012

Self-contained, 12-volt fan with reusable filter moves approximately 40-60 CFM of air depending on system voltage. An RF connector allows easy, unrestricted helmet removal. A 14" wire is permanently attached to the fan and accepts the 24" pigtail (included). Pigtail has simple red (+) and black (-) wire hook-ups.



Hose Adapter ALL13007

Adapter fits most helmet hoses with 1-1/4" ends and has a 2-3/4" O.D. to fit inside 3" duct style hose or inside some NACA ducts. Adapter may also be mounted in a window opening to funnel air directly to the driver via helmet hose.



Helmet Dryer

ALL13018

Dryer is a table top unit that circulates air throughout the inside of a helmet removing moisture that commonly leads to dangerous mold and bacteria growth. Dryer base measures 11" x 13" and includes a removable clip to fasten a dryer sheet to help freshen the inside of the helmet. Unit connects to a 110V power source and features a cord mounted on/off switch.





Radio Boxes

Aluminum radio boxes have a removable padded insert to absorb vibration and measures 5" tall x 3-3/4" wide x 2-1/2" deep.



ALL10441



ALL10439

ALL10439 Flat Mount

ALL10441 1-3/4" Mount

Reducer Bushing

1-3/4" To 1-5/8" ALL10445

Reducer works with most clamp-on style brackets or accessories with 1/4" thick mounts including Allstar radio boxes, drink bottle kits, helmet hooks and universal brackets.



Drink Bottle Kit

Mount the drink bottle within driver's reach for a convenient spot to keep a drink. Great for circle track drivers during pit stops or yellow flags. Lightweight aluminum holder comes with replaceable insulated bottle.

ALL10475 1-1/2"

ALL10480 1-3/4"

ALL10445 Reducer Bushing
1-3/4" To 1-5/8"

ALL10482 Replacement Bottle



Convex Mirrors

Convex mirrors have a curved face to view a wider area which is ideal for keeping an eye on the competition. Mirrors have built-in mounting tabs with 1/4"-20 threaded inserts for convenient mounting. Universal brackets ALL10452-10454 are commonly used when mounting mirrors to round tubing such as roll cages.

ALL76406 14" x 2-1/2"

ALL76407 17" x 3"



Panel Mirrors



Panel mirrors offer greater viewing capabilities than standard mirrors to help eliminate blind spots. Durable ABS construction makes these mirrors suitable for many types of motorsports. Mounting brackets and hardware included.

ALL76404 Four Panel, 27-3/4" Long

ALL76405 Five Panel, 34-3/4" Long



Side View Mirror ALL76409

Aerodynamic 3" diameter mirror quickly and easily mounts to roll cage tubing and includes a 1-1/2" stainless clamp. High strength ABS plastic housing with a scratch resistant polycarbonate lens makes this mirror suitable for a variety of motorsports, but most commonly used on Asphalt Late Models. Adjustable mirror lens pivots in the housing for optimum driver visibility.



Swan Neck Mirrors

ALL76400

Beautiful exterior rear view mirrors have a 4" diameter stainless steel head and a 5" long chrome arm. Mounting is blind with one bolt. Sold in pairs.



4" Peep Mirrors

ALL76401

Chrome Peep mirrors have a 4" stainless steel head and can be slipped over the top edge of driver and passenger side doors and secured with Allen head screws. Arm pivots 360° to any position and has a crowned end to lock in the desired position. Includes protective rubber pads. Sold in pairs.




Tyler Erb



Quick Release Fire Extinguisher Bracket

ALL10510

Bracket keeps fire extinguisher secure and allows quick access by pulling pin. Bracket mounts most 2-1/2 lb. extinguishers with an O.D. up to 3-1/2" to round tubing with supplied clamps or fastens to a flat panel including trailer or shop walls.



Quick Release NHRA Fire Extinguisher Brackets

NHRA approved bracket keeps fire extinguisher secure and allows quick access by pulling pin. Bracket mounts most 2-1/2 lb. extinguishers to 1-1/2" - 1-3/4" round tubing with supplied 3/4" wide stainless t-bolt bands or fastens to a flat panel.

AL10512..... Bracket For 3" O.D. Extinguisher

AL10513..... Bracket For 3-3/8" O.D. Extinguisher



Shifter Boot **ALL54130**

Fire resistant, black, thermal boot helps prevent fire from entering driver compartment. Boot is 7" tall with Velcro strap closure at top. Base is 6" x 7". Used by many top Cup, xfinity, Truck, CRA and Late Model teams.



Sprint Drag Link Tether

ALL10252

Keeps drag link tethered to the chassis if it becomes disconnected. Tethering of drag link is required by most sanctioning bodies. 24" L x 1" W, woven nylon.



Paulie Colagiovanni

Torque Tube Belt

ALL10181

Universal strap keeps torque tube stabilized and centered in case of coupler or tube failure. Black, 3" wide belt fits all torque tube and chassis combinations.



Torque Ball Safety Blanket

ALL55220

Fire resistant safety blanket designed by Jason Meyers Racing protects drivers legs and feet in the event of a U-joint failure. Ballistic nylon covered blanket weighs just 1-1/2 lbs. and has quick release adjustable straps that allow blanket to be removed easily for servicing torque ball and U-joint. Blanket includes two mounting brackets, mounting studs, nuts and installation instructions.



Replacement Parts

ALL55224..... 3/8" Mounting Stud Kit

ALL55226..... Mounting Tabs, 1-Pair

Engine Diaper

ALL69011

Engine diaper will help contain engine oil and fragments if an engine failure occurs. Increase safety and reduce the chance of control loss due to debris on the racing surface. Diaper wraps around oil pan and secures to header bolts. Diaper is NHRA approved but is not designed for vehicles that require SFI approved diapers. Diaper features a sewn-in, non-replaceable oil absorbent pad and is 23" long x 12-1/2" high x 12" wide.



Replacement Parts

ALL99043..... Replacement Tabs, 4-Pack

ALL99347..... Replacement Buckle, 1 Set

ALL69013..... Engine Diaper Pad, 22" x 30"

Transmission Blanket **ALL69010**



Contains transmission explosions on high horsepower race cars with stock firewall/floor pan or where a transmission shield isn't practical. NHRA and IHRA approved blanket measures 12" x 47" and meets SFI 4.1 specifications. Includes straps to secure it to most transmissions.



Radiator ALL30028

Aluminum radiator with furnace brazed tanks provides superior cooling in sprint applications. Features machined filler neck, 1-1/2" RH bottom outlet and (4) female top outlet ports for use with -10AN O-ring fittings. Radiator uses a smaller diameter cap (not included) such as ALL30124 or ALL30125. 20" wide x 22" tall x 2" thick. 9.7 lbs.



Cross Flow Radiator (Chassis Mount)

ALL30030

Aluminum radiator with a unique black thermal coating provides superior cooling! Built-in mounting brackets enable the radiator to be quick-turn fastened directly to frame tabs. Radiator with -10AN O-Ring inlets and 1-1/2" outlet is 20-1/2" wide x 18-1/2" tall (including outlet neck) x 2-3/8" thick core. Recommended radiator cap is ALL30126 (28-32 lbs.) sold separately. Approximate weight, 8.5 lbs.



Wall Mount

Radiator Holder Kit ALL12216

Brackets fasten to trailer wall and hold radiator safely in place during transport to avoid damage. Kit includes two 29" long aluminum brackets with adjustment holes at 2" increments and arms to fit radiator cores up to 2-1/4" wide. Adjustable arms are slotted for quick adjustment with included thumbscrew knobs to fit a variety of radiator heights.



Radiator Air Scoop For Sprint Car

Scoop fastens around a tube or the front crossmember of most chassis to maximize airflow through the radiator, increase cooling efficiency and at the same time, create downforce. Black plastic scoop is a universal design that will fit a variety of cars and the aluminum scoop is designed for most raised rail cars. Scoop is commonly fastened to the chassis with quick turn fasteners.



ALL23224 Plastic 22" x 11"

ALL23225 Aluminum 22" x 13"

Flat Front Air Box

ALL23226


Box fits most sprint cars with 1" raised rail and is fabricated from .080" aluminum. Box measures 9-3/4" left side to 10-3/4" right side, with a total weight of 2.127 lbs.



Radiator Honeycomb

ALL30158

Honeycomb screen mounts to front of radiator to protect fins/core from rocks and debris. Secure directly to radiator using ALL30085 mounting kit, sold separately. 19" x 26" x 1/2" thick.



Sprint Car Radiator

Rock Screen ALL30163

Aluminum rock screen helps to protect radiators from heavy rocks and mud. Mounting tabs are integrated into the frame for quick and easy installation to a front air box. Measures 20-1/2" wide x 12" tall and weighs just under 1 lb. Quick turn springs are included.



Aluminum Sprint Motor Plates



Front motor plates for SB Chevy are offered in one- and two-piece designs. One-piece versions mount using the lower front mounting holes. Two-piece sets use the lower front mount holes and the water pump mounting holes. All plates have 19-1/2" center-to-center chassis mounting holes. ALL38128 and ALL38145 plates come with bushings to allow for engine flex and help with weight transfer.



ALL38145

Part No.	Description	Finish	Thickness
ALL38118	1-Piece Solid Plate	Plain	3/8"
ALL38119	1-Piece Solid Plate	Black	3/8"
ALL38128	1-Piece Plate With Bushings*	Plain	3/8"
ALL38145	2-Piece Plate With Bushings†	Black	3/8"
ALL38130	Universal Mount	Plain	1/4"

*Has built-in mount for Saldana tank mount bracket OTMB-1.

†Designed to work with ALL36092 and ALL36093 tank mounts.

Sprint Engine Cradle

ALL10159

Cradle bolts to most stock type and aftermarket SB Chevy blocks, including narrow pattern lightweight and standard bell housing bolt patterns. Slotted front mounts accept most frame width engine mounts. Provisions for standard wheel kits are positioned to support complete engines with attached radiators.



Bellhousing Dowel Pins

Steel dowel pins are approximately 1/2" longer than stock pins and are required when running an engine mid-plate, rear motor mounts or an aftermarket bellhousing. These extended length pins also help with alignment when installing an engine. Pins fit most GM blocks and are sold in pairs.

ALL38150 Solid Pins
ALL38152 Hollow Pins



ALL38152

Sprint Rear Motor Plate **ALL38126**

CNC-machined aluminum rear motor plate fits standard and raised cam engines, standard and raised rail cars as well as newer style lightweight blocks. Multiple holes are drilled and tapped for mounting pumps and torque ball shield directly to motor plate instead of the housing. The top trailing edge of motor plate is grooved to eliminate obstruction with dash. 3/8" thick plate weighs 7.25 lbs.



Torque Ball Safety Blanket **ALL55220**

Fire resistant safety blanket designed by Jason Meyers Racing protects drivers legs and feet in the event of a U-joint failure. Ballistic nylon covered blanket weighs just 1-1/2 lbs. and has quick release adjustable straps that allow blanket to be removed easily for servicing torque ball and U-joint. Blanket includes two mounting brackets, mounting studs, nuts and installation instructions.



Replacement Parts

ALL55224 3/8" Mounting Stud Kit
ALL55226 Mounting Tabs, 1-Pair

Torque Tube Belt **ALL10181**

Universal strap keeps torque tube stabilized and centered in case of coupler or tube failure. Black, 3" wide belt fits all torque tube and chassis combinations.



Brandon Overton

Positive Cam Lock Shifter **ALL54135**

CNC-machined billet aluminum shifter clamps to the frame on driver's right. Designed for use with live axle shifter quick change. Shifter includes all steel hardware, heavy duty cable, and quick release end.



Replacement Part

ALL54142 43" Long Cable

SB Chevy Gear Drive Assembly

Aluminum gear drive provides accurate cam timing and the ability to adjust valve timing without removing the oil pan. Aluminum frame features a built-in front oil pan gasket retainer and an idler gear cradle for accurate cam timing throughout the RPM range. Gear drive are complete with cam, crankshaft and idler gears, needle bearing thrust kits, offset degree bushing kit, extra-long dowel pins and installation instructions. Gear drives are commonly used with ALL90080 and ALL90081 Billet Timing Covers or may be used with most stock-type covers such as the ALL90010 with slight modification.



ALL90000 Standard Cam Gear Drive
ALL90100 Raised Cam Gear Drive (+.391")

Replacement Parts

ALL90001 ..Cam Gear
ALL90002 ..Crank Gear
ALL90003 ..Idler Gear
ALL90004 ..Cam Plate Shims, 10-Pk.
ALL90005 ..Cam Degree Bushing Set
ALL90007 ..Thrust Washer Set

Billet Timing Covers

Machined billet aluminum timing cover is lightweight, durable and weighs over 1 lb. less than cast aluminum covers. Fits major brand oil pumps. Mounting hardware included.

ALL90080 Standard Cam
ALL90081 Raised Cam



Aluminum Cam Seal Plates

Aluminum cam seal plate provides a reliable seal and tight fit.



Part No.	Size	Color	Application
ALL90085	2.103"	Black	GM Small Block
ALL90086	2.253"	Gold	Rodeck Block w/1.875 Roller Cam Bearing
ALL90087	2.310"	Blue	Most Blocks w/50mm Roller Cam Bearing
ALL90088	2.382"	Silver	Dart Small Block, Aluminum
ALL90089	-	-	Replacement Cam Plate Seal



Sprint Car Dry Sump Tank Mounting Brackets

Mounting brackets are designed to mount 6" diameter tanks to the left front corner of standard small block Chevy engines. Commonly mounted with ALL38145 sprint motor plate, the upper bracket utilizes the water pump mounting holes and the lower bracket fastens to the early front engine mount mounting hole.



ALL36092 Upper Tank Mount

ALL36093 Lower Tank Mount

Heating Pads

High temperature silicone heating pads externally preheat oil in wet sump oil pans, dry sump tanks and automatic transmission pans reducing overall warm up time and improving lubrication during initial start up. 3" cord, 120-volt operation. These are not thermostatically controlled, units will continue to heat as long as they are plugged in.



ALL76420 2"x15", Self Adhesive Pad, 200W

ALL76422 5"x7", Self Adhesive Pad, 375W

ALL76424 6"x12", Velcro Strapped Pad For 6" O.D. Tanks, 435W

WARNING! Do not plug heater in without being installed on tank or metallic surface to absorb heat. Element heats up quickly and damage will result.



Immersion Heaters

Immersion style heater preheats oil in wet sump oil pan or dry sump tanks to reduce overall warm up time and improve lubrication during initial start up. 5/8" diameter stainless steel sleeve inserts into pan or tank and secures with a welded on 1/2"NPT brass screw-in fitting. 120-volt operation. These are not thermostatically controlled, units will continue to heat as long as they are plugged in.

ALL76415 4-3/4" Long Heater Element w/3' Long Cord, 400 W

ALL76416 7-1/2" Long Heater Element w/12" Long Cord, 250 W

WARNING! Do not plug heater in without being installed in tank and submersed in liquid, element heats up quickly and damage will result.

Compact Electric Fuel Pump

ALL40320

High flow, low pressure electric fuel pump equipped with a 5/16" inlet/outlet. The pump flows 18 gph at 4.0 psi, 5.5 psi maximum. Includes a rubber padded mounting bracket and two heavy duty hose clamps. Rated 12V/5 amps. Overall length is 5-1/2" x 1-1/2" wide.



Related Component

ALL40322 2-Piece Mounting Bracket for 1-1/8" Tubing)

Down Nozzle Filter with Breather Ring

ALL40325

Filters allow excess fuel to evacuate the injection lines once engine is shut down to help prevent fuel from entering the cylinders. Low profile filter design reduces the chance of damage. Package of 8.



Nozzle Plugs **ALL40327**

Nozzle plugs take the place of the fuel nozzles when only running one set of injectors. Plugs feature 1/2"-20 threads and include a sealing o-ring. Package of 8.



Steve Dorer



Dennis Erb



Inline Fuel Filter Without Element

ALL40246



Black anodized, high flow inline filter has -12AN ends. Choose correct bracket and mount to chassis tubing along fuel line. Overall length is 12" and outside diameter is 2". Filter flows enough fuel for any race car. Filter element sold separately.

Related Part

ALL40222..... Stainless Element (63 Micron)

Filter Fact: Filter element must be installed with the closed end and the spring toward the INLET end of housing. The open end faces the OUTLET.

Fuel Filter Brackets

Brackets mount Allstar inline aluminum fuel filters to round tubing and flat surfaces. Flush mount bracket fastens to flat panels like a frame rail or firewall. A locking set screw holds filter in place. Sold each.



ALL40229..... Fits 1-1/4" Tubing

ALL40227..... Fits 1-3/8" Tubing

ALL40235..... Flush Mount

Adjustable Fuel Cell Mounts **ALL55112**

Slotted mounts replace fixed weld-on brackets and clamp directly to 1-3/8" cross tube. Mounts have 1-1/4" long slots, allowing adjustment often needed to reach insert locations of flexed, ever changing fuel cell shapes and can be rotated for easy fuel cell mounting. Machined aluminum, black anodized mounts weigh .35 lbs. each. Package of 2.



Titanium Fastener Kit For Fuel Tank Top Plate **ALL17008**



Kit includes twelve 1/4"-28 x 7/8" button style socket head fasteners to replace the standard bolts securing the top plate to the bladder on most Fuel Safe and ATL sprint fuel cells. Kit weighs less than 45 grams.

Body Reinforcing Plates

Plates help protect fiberglass and aluminum panels from cracking when using 7/16" quick turn fasteners. Stainless steel plates are precision stamped with a strengthening border, attach with 1/8" rivets and measure 2" wide x 1" tall.



ALL18985 Clear Finish, 10-Pack

ALL18985-50 Clear Finish, 50-Pack

ALL18986 Black Finish, 10-Pack

ALL18986-50 Black Finish, 50-Pack

Coated Braided Steel Lines

Black coated braided steel lines have black aluminum ends. Choose #2 or #3 line in straight/straight or straight/90° configurations. Lengths stated are overall, end-to-end.



	#2 Line	#3 Line	#3 Line
Length	Two -3 Straight	Two -3 Straight	-3 90° And -3 Straight
6"	ALL48385	ALL48387	ALL48413
9"	ALL48386	ALL48388	ALL48414
12"	ALL48371	ALL48361	ALL48415
15"	ALL48372	ALL48362	ALL48416
18"	ALL48373	ALL48363	ALL48417
21"	ALL48374	ALL48364	ALL48418
24"	ALL48375	ALL48365	ALL48419
30"	ALL48376	ALL48366	ALL48420
36"	ALL48378	ALL48368	ALL48422
48"	ALL48379	ALL48369	ALL48423
60"	ALL48380	ALL48370	ALL48424
73"	ALL48383	ALL48382	ALL48425

Quick Disconnect Couplings



2-piece couplings allow lines to be separated without loss of fluid or requiring bleeding. Commonly used on brake systems when changing front or rear axle assembly, hydraulic wing cylinders, a hydraulic clutch system using a hydraulic throw out bearing or when servicing a transmission with an internal hydraulic clutch.

ALL50215 Steel Coupling With 1/8"NPT Female Threads

ALL50212 Alum. Coupling With -3AN Male Threads

ALL50213 Alum. Coupling With -4AN Male Threads

ALL50209 Premium Coupling Fitting With -3AN Male Threads



Brandon Beeching



Adjustable Nose Wing Posts

Clamp-on style angled aluminum mounts fasten around 1-1/2" torsion bar tubes, providing adjustability to front wing posts.



Part No.	Description	Material
ALL55100	Aero Post LH	Steel
ALL55101	Aero Post RH	Steel
ALL55106	Post Straight, 13" Long	Aluminum
ALL55102	Mount For ALL55100 Aero Post LH	Aluminum
ALL55103	Mount For ALL 55101 Aero Post RH	Aluminum
ALL55107	Mount For ALL55106 Post	Aluminum

Fixed Nose Wing Posts

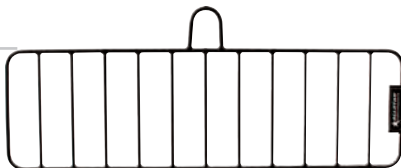
Fixed posts have a 1" O.D. to fit into pinch clamp spuds welded to torsion bar tubes on most chassis. Bent tubes are angled forward to mount the front wing forward, adding increased down force.



Part No.	Description	Material
ALL55108	Bent, Aero With Round Tube	Steel
ALL55105	Bent	Aluminum
ALL55125	Bent	Titanium
ALL55109	Straight, Aero With Round Tube	Steel
ALL55106	Straight	Aluminum
ALL55126	Straight	Titanium
ALL55110	LH Sideboard Mount	Stainless Steel
ALL55111	RH Sideboard Mount	Stainless Steel

Rock Screens

Steel screen mounts to chassis, providing driver added protection from rocks and debris. Black powder coated screen is 7-1/2" tall with 2" wide slots. Approximately 1.60 lbs.



ALL30165 Sprint Car, 25" Long
ALL30166 Mini Sprint, 23-3/4" Long

Sprint Stacked Front Bumper

ALL22300

Stacked front bumper for improved front end protection is precision bent from steel or aluminum tubing, 1" O.D. steel tubing, 6" tall x 8" long overall x 19-1/4" wide on center. Weighs less than 4 lbs.



Titanium Bolt Kit For Nerf Bars And Bumpers

ALL17016

Kit includes twelve 10-32 x 1-1/2" bolts with nylon locking half nuts. Kit includes enough fasteners for bumpers and side nerf bars. Kit weighs less than 50 grams.



Mud-X Cleaner

ALL78232

Cleans and shines plastic, polycarbonate, chrome, fiberglass, paint, vinyl and leather and leaves an invisible coating that protects surfaces and repels dirt, dust, fingerprints, smudges and bugs. Spray it on and wipe it off. Excellent anti-fog coating for helmet shields. 14 oz. can.



Ground Shipment Only

Mud-X Concentrate

ALL78230

Mix concentrate with up to ten quarts of water to produce a coating that prevents mud, dirt, oil, rubber and exhaust residue from sticking to body panels. Safe for metal, plastic, rubber, and painted surfaces. One quart container.



Pressurized Sprayers

Sprayers are great for applying bulk cleaners, degreasers, solvents, penetrating oils and other lubricants. Sprayer has a capacity of 32 ounces and includes a versatile nozzle adjustable from mist to a fine stream.



ALL10516 Black
ALL10518 Chrome

Tool Tray

ALL14170

Tool tray measures 12" x 18" x 3", with hooks on one side to fasten to race car nose or sprint/midget front wing and 6" stands on the opposite side so tray will sit level. Tray has 16 holes for spark plug and nozzle holder use.



Nose Wing Wall Mount Brackets

ALL12214

Brackets attach to the side of trailer wall to hold a spare sprint car front nose wing safely in place. Powder coated aluminum brackets feature slotted arms that are fully adjustable to accommodate a variety of nose wing shapes and sizes. Sold in pairs with retention straps to keep wing secure.



Wing Caps



Prevent rock and debris from damaging the leading edge of many popular sprint car wings with a protective cap.

- ALL23220** Top Wing Cap, 60" Long, High Impact Plastic
- ALL23222** Front Wing Cap, 36" Long, High Impact Plastic
- ALL23221** Top Wing, 60" Long, Carbon Fiber
- ALL23223** Front Wing, 36" Long, Carbon Fiber

Manual Wing Adjuster **ALL48004**



Manual wing adjuster is for sprint car top wings when rules do not permit the use of hydraulic cylinders. Aluminum slider includes 3/8"-24 steel rod ends and is adjustable from 20" to 32" center-to-center in 1" increments with included 1/4" locking pin. Weighs less than 1 lb.

Hydraulic Wing Cylinders



Strong hydraulic wing cylinders have an aluminum body which houses a steel piston and pushrod assembly. Available in 10" and 12" length.

- ALL48000** 10"
- ALL48002** 12"

Titanium Studs For Wing Cylinders

Single stud used to mount the wing cylinder to the chassis or wing tree. Stud has 3/8"-24 threads for mounting most cylinders. Mounting nuts not included. Sold each.



ALL17036



ALL17038

- ALL17036** 5/16"-24 x 3/8"-24 x 1.640" Stud
- ALL17038** 3/8"-24 x 3/8"-24 x 1.600" Stud

Sprint Wing Line Kit

ALL48006

Kit includes lightweight, coated stainless steel braided lines and aluminum fittings to help simplify plumbing of KSE

Gen2 steering gear and wing cylinder. Kit includes (2) #4 slider lines (22" long and 36" long), (2) #4 pressure and return lines (18" long), (4) 45° 4AN to 1/8"NPT valve fittings, (2) 90° 4AN to 1/8"NPT cylinder fittings and (2) high-flow -3 ORB to -4AN fittings.



Top Wing Trees

Wing trees have an "X" design for lateral and horizontal strength. Available in 16" and 18" tall versions, each tree is adjustable and will extend up to 6" with adjustment holes located at 1" increments. 16" trees are ideal for X wedge cars to keep the back of the top wing lower while providing optimal top wing tilt at high speed tracks. 4130 chrome moly 3/4" x .060" tube construction. Wing trees are 26" wide at the top and have a min/max bottom width of 25-3/4" to 26-1/2". Adjuster pins not included.



ALL55130
ALL55132

ALL55131
ALL55133

Part No.	Height	Finish
ALL55130	16" (Extends To 22")	Black
ALL55131	16" (Extends To 22")	Plated
ALL55132	18" (Extends To 24")	Black
ALL55133	18" (Extends To 24")	Plated

Related Parts

- ALL17028** Titanium Adjuster Pins, (1-Pair)
- ALL55134** Top Wing Tree Slider, Black
- ALL55135** Top Wing Tree Slider, Plated

Titanium Top Wing Pin Kit

ALL17028

Kit includes two pins with locking clips for adjusting wing tree height.



Mike Learman



Tel-Tac Mount **ALL81332**

Aluminum mount accepts Tel-Tac digital tachometers and recesses into a dash for clean, finished look. Mount attaches to backside of dash with quick turn fasteners (buttons sold separately) for simple tachometer removal and installation.



MSD/FAST Ignition Box Mount **ALL81330**

Box mount provides a quick release method for replacing MSD or FAST ignition boxes with 7-1/2" x 3-1/2" or 4-1/8" x 6-1/2" center to center mounting dimensions. Kit includes aluminum box mount, (4) quick turn fasteners, springs and 1/8" aluminum rivets.




Heel Riser

Aluminum heel risers are pre-drilled for easy mounting and include a non-skid pad. 4-1/2" wide.

ALL54090 1" Tall Riser

ALL54091 1-1/2" Tall Riser



Heel Riser Rest **ALL54092**

Aluminum bracket is 1" tall and rivets to heel risers to help keep foot in place on the riser.



Throttle Pedal Assembly

ALL54106

Rugged aluminum pedal may be mounted to the floor pan or lower frame rail for smooth, safe throttle control. Includes return spring bracket and fasteners.



Sprint Car Throttle Pedals



ALL54094



ALL54095

Pedals fit most sprint chassis with pivot spud welded on frame rail.

ALL54094 Titanium

ALL54095 4130 Chrome Moly

Throttle Bell Cranks

Designed for Sprint car applications, each bell crank is fitted with a pressed .250" I.D. bearing for smooth throttle operation and has optional locations for connecting push rods of various lengths. Typically two are required to complete an application. Option holes on each crank are .188" and spaced 3/8" apart.

ALL54150 Arms Set 75° Apart, 35 Grams

ALL54152 Arms Set 70° Apart, 40 Grams



ALL54150

ALL54152

Quick Release Throttle Cable Ends

Quick release ends are used when a throttle connection needs to be removed and installed often. Steel housing has a spring loaded release to keep housing secure to pivot ball.

ALL54147 #10-32 With #10-32 And 1/4"-28 Studs

ALL54149 1/4"-28 With 1/4"-28 Stud



Chrome Moly Brake Pedal

ALL41033

Lightweight sprint car brake pedal is fabricated from 1" O.D. x .040" 4130 chrome moly tubing then black powder coated. Pedals provide optimal feel due to a knurled no slip, extra grip foot rest. Universal fit pedal works with most sprint car raised rail chassis. 1-1/2" heel block is recommended for proper heel to pedal spacing.



Titanium Brake Pedals

High strength titanium brake pedal is manufactured from 1" diameter tubing. Knurled pattern on 5" wide pedal helps keep foot in place. Approximately .55 lbs.

ALL41031 Standard Rail, 17" Long Overall

ALL41032 Raised Rail, 16" Long Overall



Left Front Caliper Mount

Machined aluminum mount keeps the caliper true and straight for maximum braking power. Bolts included.

ALL55070 Mount For 10-7/8" Rotor, Plain

ALL55071 Mount For 10-7/8" Rotor, Black

ALL55072 Mount For 10-1/8" Rotor, Plain

ALL55073 Mount For 10-1/8" Rotor, Black





Sprint Knee Guard

ALL55230

Ultra light aluminum knee guard designed by Jason Meyers Racing works great for protecting knees from banging against half box steering gears and provides a comfortable leg support when throttling through corners. Fire retardant, high-impact, dense rubber padding is covered with self-extinguishing cloth for added safety. Guard fastens to the half box mount (not the box) by drilling and bolting or riveting and is held in place with safety wire or a wire tie.



Knee Guard Mount

ALL55232

Aluminum mount with 2" I.D. fastens around KSE sprint steering box tube to help secure most popular knee guards. Sold each.



Pitman Arms

Pitman arms for popular 48-spline boxes are manufactured from 2024 aluminum and feature two drag link mounting points with 1/2"-20 threads. Angle broached arms provide the extra offset needed on today's short steering boxes for header clearance.

- ALL55030 Black Angle Broach, 15°
- ALL55031 Clear Angle Broach, 15°
- ALL55032 Black Straight
- ALL55033 Clear Straight

ALL55030

Drag Link/Tie Rod

1-1/8" sprint car steering rods are made from 4130 chrome moly .065" wall tubing. Rods have 5/8" threads and a tapered threaded end.



Length	Black Powder Coated	Plated
46"	ALL55932-46	ALL55933-46
47"	ALL55932-47	ALL55933-47
48"	ALL55932-48	ALL55933-48
49"	ALL55932-49	ALL55933-49
50"	ALL55932-50	ALL55933-50
51"	ALL55932-51	-

Drag Link Tether

ALL10252

Keeps drag link tethered to the chassis if it becomes disconnected. Tethering of drag link is required by most sanctioning bodies. 24" L x 1" W, woven nylon.



Front Axles

Lightweight .095" wall 4130 chrome moly front axles measure 50" x 2-1/2" with 9° and 12° kingpin angles for excellent driver feel and are precision built for quality and accuracy. Axle king pin bosses are shipped factory reamed for easy installation and also feature threaded Panhard bar stud and shock mounts. Available in black powder coat or chrome plated.

- ALL55170 Black
- ALL55171 Chrome



Aluminum Steering Arms



Arms are strong and solid for rough tracks and fit 3-1/4" spindles. Combo arm has a 1" lead.

- ALL55062 Steering Arm RH
- ALL55060 Combo Steering Arm LH, Solid
- ALL55058 Combo Steering Arm LH

Titanium Steering Stud Kit ALL17026

Kit includes four studs with nylon locking half nuts that thread into steering and pitman arms with 1/2"-20 threads for properly mounting steering links.



Kyle Cummins



Aluminum Steering Box Mounts

Steering mounts are manufactured from 2024 aluminum. Black anodized finished, steering mounts are offered in three versions. Rigid design keeps steering gear in place.



- ALL52114** Mount With Fuel Shut Off For MPD Valves
ALL52115 Mount With Fuel Shut Off For Waterman Valves
ALL52116 Long Mount

Half Box Steering Gear Mount

ALL52113

Mount is designed for quick installation and removal of the steering gear box. Three hex cut slots eliminate the need to remove snap ring and end cap and allow the steering box to slide easily into place. CNC-machined from 3/8" thick 2024 aluminum for strength, yet only weighs .60 lbs.



Power Steering Lines



Assembled lines for power steering have -6AN ends and are compatible with high pressure pumps found in today's sprint cars where standard hose and fittings cannot be used. Lines are lightweight yet strong, weighing less than a standard high pressure hose assembly. Plumbing is perfect for connection of KSE steering gear to pump. 13-1/2" long.

- ALL48260** Line With Steel Ends And Protective Wrap
ALL48261 Line With Aluminum Ends

Power Steering Supply Line

ALL48262

Gen2 supply line has a 90° -10AN and a straight -10AN aluminum fitting for a precise fit to the KSE Gen2 steering gear. New style hose is very flexible, and will not collapse under suction. Total overall length including fittings 9".



Weld Bung For Sprint Car Seat Belts

ALL98125

Bung welds into tubing up to 1-3/8" to convert wrap around style seat belts to bolt-in ratchet style belts. Shoulder allows belt to pivot as needed and accepts 3/8" seat belt mounting hardware.



Sprint Aluminum Torsion Arms

Manufactured from 2024 aluminum. Arms are exceptionally strong and will not flex.



- ALL55000** Front Left
ALL55002 Front Left S-Bend*
ALL55004 Right Clear
ALL55005 Right Angle Broach
ALL55010 Left
ALL55012 Right
ALL55034 XP Left**
ALL55036 XP Right**

** For use with XP Birdcages Only

HD Billet Rear Torsion Arms



Heavy duty, billet aluminum arms have a high resistance to twisting, ensuring a straight rear end while eliminating inconsistent spring rates. LR arms are appx. 3.05 lbs. RR arms are appx. 2.90 lbs. Pinch bolt included.

- ALL55014** Left
ALL55016 Right

Titanium Pinch Bolt Kit For Torsion Arms And Pitman Arms **ALL17032**

Kit includes five bolts to replace standard 3/8"-24 x 1-7/8" hardware found in most torsion and pitman arms. Bolt kit weighs less than 90 grams.



Torsion Arm Stops

Stops are available in 1-3/4" or 2" split and are offered in aluminum, 4340 steel or titanium. Steel stops include a 9/16" bolt and nut. 2024 grade aluminum stops include a grade eight bolt with 5/8" head and an aluminum jam nut. Titanium stops include a titanium bolt with 5/8" head and an aluminum jam nut.



ALL55020

1-3/4" Split Stops

ALL55020 Aluminum, Black

ALL55024 Titanium

ALL55028 Steel, Black

2" Split Stops

ALL55022 Aluminum, Black



ALL55024

Related Parts

Titanium Torsion Arm Stop Bolts With Nut

ALL55027 7/16"-20 With 9/16" Head



Titanium Torsion Arm Stop Adjuster Bolt Kit **ALL17034**

Kit includes four 7/16"-20 stop adjuster bolts with 9/16" heads to replace or upgrade standard hardware found in torsion arm stops. Kit weighs less than 80 grams.



Torsion Arm Stop Kit



Kits hold torsion arm and stop in place if pinch bolts loosen or breakage occurs.



ALL10730 Clear

ALL10731 Black

Torsion Bar Bushings

Performance tested anti-friction nylon bushings are stepped to minimize binding of the torsion bar. Durable, lightweight material offers increased wear-resistance allowing for longer part life, decreased mating component wear and less down time!



ALL55140 Sprint 1-1/8" I.D. For .095" Wall Tubes, Each

ALL55140-10 .. Sprint 1-1/8" I.D. For .095" Wall Tubes, 10-Pack

ALL55150 Midget, Each

ALL55150-10 .. Midget, 10-Pack

ALL55160 Mini Sprint, Each

ALL55160-10 .. Mini Sprint, 10-Pack

Shock Bump Rubbers

Conical shaped bump rubbers fit on most shock shafts up to 16mm to limit shock travel. Bump rubbers are 2-3/8" tall and have a 2" O.D. base. A letter designation is molded in the bottom to identify compound.



ALL64500 Soft (40 grams)

ALL64501 Medium (50 grams)

ALL64502 Hard (55 grams)

Shock Protectors

Shock protectors add extra protection from rocks and debris to your shock body. 11" tall plastic protector simply snaps onto your shock body. May need to be cut to length. Sold each.

ALL64202 2" Standard Body Shocks

ALL64203 1-5/8" Small Body Shocks



Ride Height Blocks

Chassis set-up blocks are adjustable in 1/4" increments. A quick release pin holds block at desired height. Bottom surfaces of blocks are contoured to fit steel tubing or any flat surface and have magnets for holding block to chassis. Short blocks adjust 1.75"-4". Tall blocks adjust 3"-6". Package of 2.



ALL10720 Short

ALL10721 Tall

Adapters Cups For Ride Height Blocks

ALL10722

Adapters replace the standard flat pad on set up blocks and are machined to cradle axle tubes during chassis set-up. Package of 2.



Cradle Rollers For Ride Height Blocks

ALL10723

Built-in rollers allow live axle rear-ends to rotate while on the cradles or when using the rear axle to rotate the engine to check or adjust the valve train. Package of 2.



Chassis Dollies

ALL10625

Steel chassis dollies allow a car or chassis to be moved around the shop easily and safely. Each dolly measures 30" across the top with high density rubber pads and a single wheel brake to help prevent rolling. Dollies adjust from 13" to 19" high with a removable 1" block on one side for use on sprint cars with a raised rail chassis. Stands also collapse flat for storage in shop or trailer. Dollies are rated up to 2000 lbs. per set and sold as a pair.





Aluminum Birdcages

Single bearing design birdcages have replaceable components and are fitted with grade 8 hardware.

ALL55040 Left
ALL55042 Right



XP Aluminum Birdcages

Center pull birdcages are one of the most innovative cages. XP cages eliminate bind on the bearing and reduce drag, allowing for better weight and horsepower transfer. Must be used with XP rear torsion arms.

ALL55038 Left
ALL55039 Right



Related Parts

ALL55034 XP Torsion Arm Left Black
ALL55036 XP Torsion Arm Right Black

Non-Wing Aluminum Birdcages

Non-wing single bearing birdcages have lowered rear arm connection points, replaceable components and are fitted with grade 8 hardware.

ALL55044 Left
ALL55046 Right



XP, Standard And Non-Wing Birdcage Replacement Components

ALL55050 Brake Mount RR Steel
ALL55051 Flag
ALL55052 Spud
ALL72336 28mm Bearing
ALL55054 Spirolox
ALL55055 Arm Bolt
ALL55056 XP Arm Bolt



Birdcage Bearings


Replacement bearings for Allstar birdcages and many other brands.

ALL72336 28mm Wide
ALL72338 32mm Wide



Runout Checker **ALL96440**

Fixture provides an easy way to check for bent torque tubes, drive shafts, torsion bars or radius rods and measures 16-1/2" overall.



Rods Ends

Two-piece spherical rod ends have a pivoting steel ball and are sold each.



Bore x Thread	RH Male	LH Male	Strength
Pro Series Steel (Moly) - Black			
5/8" x 5/8"-18	ALL58060	ALL58070	18,000 Lbs
Aluminum - Black			
1/2" x 5/8"-18	ALL58089	ALL58099	15,000 Lbs

Thin O.D. Jam Nuts

Specialty jam nuts have smaller outside diameters, allowing smaller wrenches to be used when changing radius rod lengths. Package of 4.



Thread Size	Wrench Size	Steel Part No.	Alum. Part No.	Black Alum. Part No.
5/8"-18 RH	3/4"	ALL18292	ALL18296	ALL18286
5/8"-18 LH	3/4"	ALL18293	ALL18297	ALL18287

Steel Radius Rods

7/8" O.D. steel radius rods are .083" wall tubing and have 5/8"-18 threads.

ALL57188 22"
ALL57190 23"



Aluminum Radius Rods

1-1/8" diameter aluminum radius rods are built from .156" wall tubing and have 5/8" threads to fit most sprint cars and midgets.



Length	Black Anodized	Polished
18"	ALL56806-18	ALL56807-18
18-1/2"	ALL56806-185	ALL56807-185
19"	ALL56806-19	ALL56807-19
19-1/2"	ALL56806-195	ALL56807-195
20"	ALL56806-20	ALL56807-20
20-1/2"	ALL56806-205	ALL56807-205
21"	ALL56806-21	ALL56807-21
21-1/2"	ALL56806-215	ALL56807-215
22"	ALL56806-22	ALL56807-22
22-1/2"	ALL56806-225	ALL56807-225
23"	ALL56806-23	ALL56807-23
23-1/2"	ALL56806-235	ALL56807-235
24"	ALL56806-24	ALL56807-24
24-1/2"	ALL56806-245	ALL56807-245

Titanium Radius Rod Stud Kit **ALL17020**

Kit includes six 1/2-20 x 3-1/4" long (2" and 1" UHL) double-sided studs that install into the chassis providing a secure mounting point for radius rods in most chassis. Kit includes black plated steel nylon locking half nuts for securing studs and radius rods to chassis.



Individual Components

ALL17020-1 .. Stud with locking nuts
ALL17048 Black Half Nuts 10pk 1/2"-20


Chrome Moly Jacobs Ladders

Jacobs Ladder is constructed of 4130 chrome moly with aluminum straps. Grade 8 bolts, nyloc nuts, and AN flat washers are included. Approx. 2 lbs.

- ALL55080** 13-1/4"
- ALL55081** 13-5/8"
- ALL55082** 14"
- ALL55084** 12-1/4" Adjustable
- ALL55085** 13-1/4" Adjustable
- ALL55086** 13-5/8" Adjustable
- ALL55087** 14" Adjustable

Replacement Part

- ALL55090** Strap



Titanium Jacobs Ladders

Titanium Jacobs Ladder is completely assembled with aluminum straps, titanium bolts, mechanical lock nuts, and AN flat washers. Titanium ladders are 1/2 lb.+ lighter than 4130 steel ladders and weigh only 1-1/2 lbs.

- ALL55077** 13-1/4" Small
- ALL55078** 13-5/8" Medium

Replacement Part

- ALL55090** Strap



Carbon Fiber Jacobs Ladder Cover

Protect the rear axle from rock chips and other debris. Real carbon fiber cover is strong yet lightweight and attaches to all Jacobs Ladders with existing bolt or pin (not included).

- ALL55091** 3/8"
- ALL55092** 1/2"



Jacobs Ladder Pin Kits


Pin kits offer a quick option for changing out a Jacobs Ladder. Kits include two 3/8" x 3-3/4" long strap pins, one 3/8" or 1/2" x 1-1/2" long pin for birdcage rod end, 3 clips and two springs that help keep the ladder free.

- ALL55093** 3/8" Steel
- ALL55095** 3/8" Titanium
- ALL55094*** ... 1/2" Steel
- ALL55096*** ... 1/2" Titanium

Replacement Parts

- ALL55097** 3/8" Clip
- ALL55098** 1/2" Clip
- ALL55099** Spring

*Used with Allstar Jacobs Ladders



Jacobs Ladder Installation Kit

ALL17012

Installation kit includes a titanium pin kit and strap mounting hardware for quickly changing out a Jacobs Ladder. A 1/2" birdcage rod end pin for use with most popular Jacobs Ladders is also included.



Titanium Fastener Kit For Beadlock **ALL17000**

Kit includes 16 pieces of 5/16"-18 x 1" long bolts to reduce rotating weight over standard fasteners. These fasteners work with most beadlock wheels and weigh a total of 114 grams.

Note: Kit will not work with Sander Engineering beadlock wheels



Titanium Fastener Kit For Front Hub **ALL17004**

Kit includes five 3/8"-16 x 1-1/4" smooth head fasteners with a built-in hex for securing into hub and five shoulder nuts. Fasteners weigh a total of 90 grams.



Titanium Fastener Kit For Fuel Pump **ALL17006**

Kit includes three 1/4"-20 x 1/2" mounting fasteners and one 1/4"-20 x 1" long pinch bolt with an extended head for easy adjustments. Fastener kit fits most Waterman or Kinsler style pumps and weighs less than 15 grams.




Titanium Fastener Kit For Fuel Tank Top Plate **ALL17008**

Kit includes twelve 1/4"-28 x 7/8" button style socket head fasteners to replace the standard bolts securing the top plate to the bladder on most Fuel Safe and ATL sprint fuel cells. Kit weighs less than 45 grams.



Titanium Stud Kit For Headers **ALL17010**

Kit includes fourteen studs with 3/8"-24 thread on one end, 3/8"-16 thread on the opposite end and 12-point steel shoulder nuts to work with most headers. Overall stud length is appx. 1-1/4". Kit weighs a total of 185 grams.



Titanium Fastener Kit For Nerf Bars And Bumpers **ALL17016**

Kit includes twelve #10-32 x 1-1/2" bolts with nylon locking half nuts. Kit includes enough fasteners for bumpers and side nerf bars. Kit weighs less than 50 grams.





Titanium Shock Stud Kit For Frame Boss And Spuds

Shock stud kits include four studs and nylon locking half nuts to mount shock to chassis or front axle. Studs have 1/2"-20 threads that thread directly into pre-threaded bungs.

ALL17022..... Stud Kit For 1/2"-20 Threaded Bungs

ALL17048..... Black Half Nuts 1/2"-20, 10-Pack



Titanium Shock Studs For Rear Torsion Arms **ALL17024**

Shock stud kits include two studs with large support cones and four nylon locking half nuts to mount shock to most rear torsion arms. Studs and nuts weigh less than 50 grams.



Titanium Steering Stud Kit

ALL17026

Kit includes four studs with nylon locking half nuts that thread into steering and pitman arms with 1/2"-20 threads for properly mounting steering links.



Black Half Nuts **ALL17048**

Black plated steel 1/2"-20 nylon lock nuts are grade 8 and a lightweight option to keep fasteners in place. Package of 10.



Titanium Pin Kit For Top Wing

ALL17028

Kit includes two pins with locking clips for adjusting wing tree height.



Titanium Studs For Wing Cylinders

Single stud used to mount the wing cylinder to the chassis or wing tree. Stud has 3/8"-24 threads for mounting most cylinders. Mounting nuts not included. Sold each.



ALL17036



ALL17038

ALL17036..... 5/16"-24 x 3/8"-24 x 1.640" Stud

ALL17038..... 3/8"-24 x 3/8"-24 x 1.600" Stud

Titanium Stud Kit For Torque Tubes **ALL17030**

Kit includes six 3/8"-24 x 3/8"-16 studs with 12 point steel nuts to secure torque tube to rear end housing. Kit weighs about 100 grams.



Titanium Pinch Bolt Kit For Torsion Arms And Pitman Arms

ALL17032

Kit includes five bolts to replace standard 3/8"-24 x 1-7/8" hardware found in most torsion and pitman arms. Bolt kit weighs less than 90 grams.



Titanium Bolt Kit For Torsion Arm Stop Adjuster **ALL17034**

Kit includes four 7/16"-20 stop adjuster bolts with 9/16" heads to replace or upgrade standard hardware found in torsion arm stops. Kit weighs less than 80 grams.



See Page 116 For Additional Titanium Fasteners.

Quick Change Gear Totes



Durable plastic quick change gear tote organizes extra gear sets and keeps them clean. Lid snaps shut to hold gears in place. 8"L x 5"W x 2"H.

Description	Single	10-Pack
QC Gear Tote White	ALL14350	ALL14350-10
QC Gear Tote Black	ALL14351	ALL14351-10
QC Gear Tote Yellow	ALL14352	ALL14352-10
6-Spline (Midget) Gear Set		

Gear Tote Tray

ALL12269

Neatly organize up to 10 quick change gear tote boxes vertically. Tray is 21" long x 5-1/2" deep with a 4" tall front edge, making them perfectly sized for Allstar gear tote boxes.



Quick Change Gear Case **ALL14355**

Sturdy composite storage case protects and holds up to 8 sets of quick change gears. Case has molded in carrying handles and metal hinges. 5" x 8" x 15-1/2" overall when closed.





Drain Pan

ALL40112

Round drain pan has molded-in handles and pour spout. 13-1/2" x 11" x 4", 7 quart capacity.



Aluminum Quick Change Drain Pan

ALL14166

Aluminum drain pan is handy when changing quick-change gears. Built-in perforated shelf holds gears and allows lube to drain into pan. Pan is 10-1/4" wide, 12" long and 3-3/4" deep.



Quick Change Drain Pan Plastic

ALL14356

Tapered top drain pan, combined with an open flow corner allow quick change gear changes to happen even faster. Plastic, low profile, 2-piece pan includes a stainless steel filter screen molded into the top tray. 4qt capacity



NEW

Drain Pan With Pump

ALL14171

Drain pan with built-in pump holds and refills fluids when changing rear end gears. Molded plastic basin and lid slide together to prevent spilling of fluid. A crank handle is included for hand operation along with a length of straight hex shaft for use with an electric drill. 16" square x 7" tall. 14 quart capacity.



Absorbent Mats

A must for the workshop and trailer. These handy absorbent mats have bonded layers, allowing fluid to spread quickly through material.

- ALL12030** 15" x 60" Roll (Perforated Every 10") Universal For All Fluid Types (Oil, Coolant, Water)
- ALL12031** 15" x 60" Roll (Perforated Every 10") For Oil Only
- ALL12032** 100-Pack (15" x 10" Individual Sheets) Universal For All Fluid Types (Oil, Coolant, Water)
- ALL12033** 100-Pack (15" x 10" Individual Sheets) For Oil Only



Quick Change

Cover Nuts ALL72060

Aluminum nuts are pre-drilled for safety wire to prevent nuts from working loose and causing leaks. Nuts have 3/8"-16 threads. Package of 10.



Quick Change Cover Gaskets

- ALL72050** Paper
- ALL72050-10** Paper, 10-Pack
- ALL72052** Thick w/ Steel Core
- ALL72052-10** Thick w/ Steel Core, 10pk



Wheel Cover ALL44168

Wheel cover fastens easily with three quick turn fasteners. For use with 15" Weld wheels. Mounting hardware included.



3-Fastener Bolt-On Universal Plastic Wheel Cover ALL44242

High impact plastic wheel cover features three 1/4"-20 fasteners for secure bolt-on mounting, eliminating the struggle associated with aligning quick turn fasteners during wheel cover installation. Slotted mounting holes allow the same cover to fit a variety of wheels including Weld, Basset and Aero. Easily convert quick turn style beadlock wheels with quick turn fasteners to a bolt-on style using the appropriate bolt-on conversion kit. Wheel rings are also available to fit non-beadlock wheels for attaching covers.



Sprint Wheel Cover Bolt Kits

Kit includes 5/16"-28 bolts, 1-3/8" spread aluminum insert plates with steel threaded inserts, e-clips to keep bolts on the wheel cover and rivets. Package of 3.

- ALL44265** Stainless Steel
- ALL44266** Titanium
- ALL99420** Replacement E-Clips, 12-Pack



ALL44266



Matt Westfall

Tire Spoons



Steel tire spoons help to mount and dismount tires after bead has been broken. Various sizes are available to work with most tire/wheel combinations. Small tool works well to fit inside tire during removal while rounded ends help prevent damage to tire and wheel.

ALL10103..... 24" Straight With Round End

ALL10104 16" Curved With Flat End


ALL44037 16" Curved With Round End

ALL44036..... 9" Curved With Round End

Bead Breakers

Convenient tool makes quick work of breaking down even the most stubborn tire beads.

Durable steel construction with rubber hand grips. Clamp the hook and inside jaw against the rim, while maintaining slight pressure on the outside handle, then press down on the inside handle, using the outer jaws to separate the tire from the rim, moving around the rim as needed.



ALL44026..... Bead Breaker for 10" Wheels

ALL44027..... Bead Breaker for 13" Wheels

ALL10105..... Bead Breaker for 15" Wheels

ALL10106..... Bead Breaker for 15" Wheels Wide Jaw*

ALL44028..... Bead Breaker w/Adjustable Arm for 10", 13" and 15" Wheels

*Wide jaw bead breaker works well with soft sidewall tires, helping prevent damage to sidewall.

Wheel Wrench **ALL10655**

Sprint car wheel wrench features a removable sleeve adapter to fit heavy duty and lightweight axles. Six-point socket fits 3" axle hex nuts. Black powder coated aluminum construction.



Wheel Disconnects

Fit 5/8" dia. valve stem hole for use with center reliefs and Schrader (Fill) valve (ALL44065).

ALL44060..... Plastic, 4-Pack

ALL44061..... Plastic, Each

ALL44062..... Aluminum, 4-Pack

ALL44063..... Aluminum, Each



ALL44060

Replacement Parts

ALL44066..... Sealing Washer, 4-Pack

ALL44067..... Grommet, 4-Pack



ALL44066



ALL44067

"All-In-One" Heated Tire Groover **ALL10770**


Self-contained groover has built-in temperature controls, eliminating the additional cord and separate control box common with other groovers. Don't let the small package fool you—this groover has the ability to cut small, intricate grooves yet still handle removing material up to a 1/2". Tapered, razor sharp blade grooves fast and easy. To operate, insert a single blade into groover, set blade height with a tire depth gauge and set the power level. Place the cutting edge against the tire surface and obtain instant heat by simply pulling back on the trigger. Groover features a Hi/Low toggle switch and a temperature control dial in the handle for setting desired heat level. "All-In-One" groover requires "All-In-One" blades; do not use standard groover blades with this groover.



Flat Bottom Blades, 12-Pack		Round Bottom Blades, 12-Pack	
ALL10780	#3 Blades 3/32"	ALL10790	#1 Blades 1/32"
ALL10781	#4 Blades 4/32"	ALL10791	#2 Blades 2/32"
ALL10782	#5 Blades 5/32"	ALL10792	#3 Blades 3/32"
ALL10783	#6 Blades 6/32"	ALL10793	#4 Blades 4/32"
ALL10784	#8 Blades 8/32"	ALL10794	#5 Blades 5/32"
ALL10785	#10 Blades 10/32"	ALL10795	#6 Blades 6/32"
ALL10786	#12 Blades 12/32"	ALL10796	#8 Blades 8/32"
ALL10787	#14 Blades 14/32"	ALL10797	#10 Blades 10/32"
ALL10788	#16 Blades 16/32"	ALL10798	#12 Blades 12/32"

Heated Tire Siper **ALL10266**

Sipe tires quickly and effortlessly while maintaining precise control. Siping can greatly improve traction by allowing the tire to reach and maintain optimum temperature. A locking lever and blade clamping screw secures up to 13 blades in the head assembly. Blades can be easily positioned up or down to desired cutting depth. A built in blade rail holds blade strips in place while individual blades are snapped away. Tool heats in 10-15 minutes. 110V plug in operation only.




Replacement Parts

ALL99104 Tension Lever Kit

Siping Blades **ALL99108**

Siping blades are designed to work in ALL10266 Heated Tire Siper and ALL10540 8-Blade Siping Head. Four strips contain six individual break-away blades that are easily removed or separated using needle nose pliers. Package of 24 blades.



SB Chevy Power Steering Kits

Kits include all the major components of a power steering system: power steering pump fitted with a lightweight aluminum pulley, power steering tank, tank mounting bracket, and choice of head or block mounted pump bracket.

ALL48240..... Head Mount Kit

ALL48242..... Block Mount Kit

Notes: Additional pulley or bracket shimming may be required on some applications. Head mount bracket may need to be modified to clear some water pumps.



Power Steering Pump With Pulley

Steel Type II style power steering pump with 6" diameter pulley provides smooth, consistent steering. Pump is rated at 3 gallons per minute and produces up to 1300 PSI at a recommended pump RPM range of 1500-6500. Pump features a -6AN pressure fitting and a -10AN return fitting.

ALL48250..... Pump With Pulley

ALL48252* ... Pump With Pulley For 1/2" Belt

Replacement Part

ALL48251..... Pulley For ALL48250

ALL48253..... Pulley For ALL48252

ALL99287..... -10AN Return Fitting

ALL99288..... -6AN Pressure Fitting

*Designed for use with 1/2" wide industrial grade belt used with ALL31094 and ALL31095 1:1 pulleys.



Power Steering Pump With Pulley And Reservoir **ALL48245**

Aluminum Type II style power steering pump with 6" diameter pulley and integral fluid reservoir provides smooth, consistent steering. Pump is rated at 3 gallons per minute and produces up to 1300 PSI at a recommended pump RPM range of 1500-6500. Pump features a -6AN pressure fitting and a -6AN return fitting



Replacement Parts

ALL48246..... Cap

ALL48247..... Tank And Clips

ALL48251..... Pulley For ALL48245

V-Belts

Premium quality V-belts are perfect replacements for worn or cracked belts.

ALL86120..... 31.5"

ALL86121..... 34"

ALL86122..... 39"

ALL86123..... 41"

ALL86124..... 42"

ALL86125..... 44"



SB Chevy Power Steering Pump Bracket Kits

Power steering bracket kit provides proper installation of the Type II style power steering pump to most SB Chevy applications with a short style water pump. Bracket kit also includes bracket-to-engine and pump-to-bracket mounting hardware. Head mount locates the pump to the driver's side cylinder head and the block mount locates the pump to the lower driver's side of the block.

ALL48500..... Head Mount Kit

ALL48502..... Block Mount Kit

Notes: Additional pulley or bracket shimming may be required on some applications. Head mount bracket may need to be modified to clear some water pumps.



Replacement Parts

ALL48505..... Bracket-To-Head Bolt Kit

ALL48506..... Bracket-To-Block Bolt Kit

ALL48507..... Pump-To-Bracket Bolt Kit

ALL48508..... Adjuster T-Nut

Economy SB Chevy Power Steering Pump Bracket Kits

Power steering bracket kit provides proper installation of the Type II style power steering pump to most SB Chevy applications with a short style water pump. Bracket kit also includes bracket-to-engine and pump-to-bracket mounting hardware. Head mount locates the pump to the driver's side cylinder head and the block mount locates the pump to the lower driver's side of the block.

ALL48501..... Head Mount Kit


ALL48503..... Block Mount Kit

Replacement Parts

ALL48505..... Bracket-To-Head Bolt Kit

ALL48506..... Bracket-To-Block Bolt Kit

Notes: Additional pulley or bracket shimming may be required on some applications. Head mount bracket may need to be modified to clear some water pumps.



Pulley Shim Kits

Use shim kits to properly align pulleys. Water pump shims have dual bolt hole pattern to fit most GM and Ford water pumps. Crank pulley spacers are for small block Chevys. Kits include three shims.

ALL31064..... Water Pump Shims, 1/16", 1/16", 1/8"

ALL31066..... Crankshaft Shims, 1/16", 5/64", 1/8"



Firewall Mount Power Steering Tanks

Aluminum tank measures 8" tall overall by 3" wide at the top and features welded-on mounting tabs with holes spaced 4-1/4" apart. Tank features an internal baffle between the -6AN return and the -10AN supply to help prevent cavitation and includes a twist off filler cap.



ALL36136 LH Inlet
ALL36137 RH Inlet

Economy Power Steering Tank With Bracket **ALL36130**

Aluminum tank has no internal baffles and is 8" tall overall by 3" in diameter with a -6AN return fitting on the side and a -10AN fitting on the bottom. A mounting bracket for 1-3/4" round tubing is included.



ALL36126 Tank And Cap Only
ALL36124 Replacement Cap
ALL36122 Round Tube Mounting Bracket

Power Steering Tank With Bracket

Aluminum tank is 8-1/2" tall overall by 3-1/2" in diameter with a -6AN return fitting on the side and a -10AN fitting on the bottom. A baffle in the return fitting prevents foaming and cavitation. A steel bracket for mounting tank is included.



ALL36120 Tank With 1-3/4" Round Tubing Bracket
ALL36132 Tank With 2-1/4" x 3-1/2" Flat Mount Bracket
ALL36121 Tank and Cap Only
ALL36124 Replacement Cap Only
ALL36122 Round Tube Mounting Bracket
ALL36125 Flat Mounting Bracket

Power Steering Tank Brackets



Brackets secure 3" or 3-1/2" diameter power steering tanks to round tubing, or flat surfaces such as firewalls. Tanks fasten to brackets with hose clamps or band clamps (not included).

ALL36122 Horizontal Mount (1-3/4" Tubing)
ALL36123* ... Horizontal Mount (Alum. Angle)
ALL36125 Flat Mount

*Bracket may be clamped to round tubing or bolted to the firewall.

Power Steering Hose Kits

Kits include hose and fittings to properly install a remote reservoir style power steering pump to most cars. Steering box fittings are sold separately.



Front Mount Kits - O.E. Style Location With Pump Mounted To Front Of Engine

ALL48204 Kit For Stock Type Gear Box (Modified, Street Stock)
ALL48200 Kit For Rack And Pinion Steering

Rear Mount Kits - Pump Mounted To Bell Housing Mounted Dry Sump Pumps, Fuel Pumps, etc.

ALL48201 Kit For Rack And Pinion
ALL48205 Kit For Steering Box

Power Steering Hose

The same quality hose included in

Allstar's power steering hose kits available in a variety of lengths for building custom power steering lines or making repairs. Hose is suitable for most steering applications.

-6AN Power Steering Hose

ALL48270-3 3' Long
ALL48270-6 6' Long
ALL48270-10 10' Long
ALL48270-15 15' Long
ALL48270-20 20' Long

-10AN Stainless Hose

ALL48275-3 3' Long
ALL48275-6 6' Long

Power Steering Hose Ends

The same quality hose ends included in Allstar's power steering hose kits for building custom power steering lines or making repairs. Fittings are suitable for most steering applications.



-6AN Hose Ends (Steel)

ALL48271 Straight
ALL48272 45°
ALL48273 90°

-10AN Hose Ends (Aluminum)

ALL48276 Straight
ALL48277 45°
ALL48278 90°
ALL48279 120°



In-Line Oil Cooler

Cool transmission or power steering fluid by 30°. Easily mounts with two 1/4" bolts or tie wraps. Suitable for most classes of circle track or drag race cars and even the tow vehicle. Includes -6AN fittings. Cooler is 14-1/2" long and 1-3/4" in diameter.



ALL52100 Clear
ALL52102 Black

Sprint Power Steering Lines



Assembled lines for power steering have -6AN ends and are compatible with high pressure pumps found in today's sprint cars where standard hose and fittings cannot be used. Lines are lightweight yet strong, weighing less than a standard high pressure hose assembly. Plumbing is perfect for connection of KSE steering gear to pump. 13-1/2" long.

ALL48260 Line With Steel Ends And Protective Wrap

ALL48261 Line With Aluminum Ends

Sprint Power Steering Supply Line

ALL48262

Gen2 supply line has a 90° -10AN and a straight -10AN aluminum fitting for a precise fit to the KSE Gen2 steering gear. New style hose is very flexible, and will not collapse under suction. Total overall length including fittings 9".



Power Steering Box Fittings

Allstar fittings convert most power steering boxes and racks to -6AN fitting.



O-Ring Style Fittings

ALL48210* ... -6AN Male To 16mm Fitting With O-Ring

ALL48211 -6AN Male To 14mm Fitting With O-Ring

ALL48212* ... -6AN Male To 18mm Fitting With O-Ring

ALL48214 -6AN Male To 9/16"-18 Fitting With O-Ring

Non O-Ring Style Fittings

ALL48215 -6AN Male To 5/8"-18 Fitting

ALL48217 -6AN Male To 11/16"-18 Fitting

*These are the two most common fittings when O-rings are needed.

Loading Couplers

Loading coupler is a combination U-joint and a non-locking steering coupler that slips over the splined end of the steering shaft for easier loading and unloading of cars in enclosed trailers through the use of a remote steering shaft. Coupler has a built-in U-joint that accepts 3/4" tubing.



ALL52306 19-Spline For Allstar/Sweet

ALL52307 20-Spline For Woodward

Related Parts

ALL52305 19-Spline End For Allstar/Sweet Disconnect



Steering Wheel Disconnects

Disconnects allow easy installation and removal of three bolt style steering wheels, often used to ease the entering and exiting of vehicles. Quick release aluminum steering wheel hub mates to a steel coupler, which is welded to a standard 3/4" steering shaft.

ALL52302 Hex Style (Pin Type)

ALL52308 Spline Style (360° Flange) **NEW**

ALL52300 Spline Style (360° Flange) Economy

ALL52304 SFI Spline Style (360° Flange)



Replacement Parts

ATTENTION: Do not mix components with other manufacturers' disconnects!



ALL52303 Hex Coupler for ALL52302

ALL52309 Spline Coupler for ALL52308 **NEW**

ALL52301 Spline Coupler for ALL52300

ALL52305 Spline Coupler for ALL52304 (2" of Spline Area)

Steering Wheel Extensions

Aluminum steering wheel extensions fit between steering wheel and quick disconnect so the distance between driver and steering wheel can be adjusted. Includes fasteners.

ALL52310 1/2"

ALL52312 1"

ALL52314 1-1/2"

ALL52316 2"



Molded Steering Wheel Pad

ALL52322

Molded pad fits flat or dished 3-spoke steering wheels. Velcro straps are permanently secured to pad for quick installation.



Steering Wheel Pad

ALL52320

Black vinyl covered pad fastens to most three spoke racing steering wheels with three hook/loop straps. 5-3/4" diameter foam pad is 2" thick.



Steering Shaft Tubing

Seamless D.O.M. tubing is 3/4" O.D. with .120" wall thickness, making this an excellent choice when building a steering assembly to connect steering wheel to steering box or rack and pinion. ALL52132 oversized rod end is commonly used to support steering shaft. Consult sanctioning rules to verify proper installation when building a steering assembly.

ALL22190 5' Steering Shaft

ALL22191 6' Steering Shaft



"Double D" Steering Shafts

Solid steel shaft has the appearance of two D's stacked back to back when viewed from the end or simply a 3/4" round shaft with flats on opposite sides. Often used with stock type couplers, this shaft can be used in assemblies without welding. Commonly connected to U-joints using a set screw, the shaft should be dimple drilled to help pilot set screws and help prevent the assembly from sliding apart. ALL52132 oversized rod end is commonly used to support steering shaft. Consult sanctioning rules to verify proper installation when building a steering assembly.

ALL52175 24" Shaft

ALL52176 30" Shaft

ALL52177 36" Shaft

ALL52178 60" Shaft

ALL52179 72" Shaft



Shaft Collars

Aluminum, 2-piece shaft collars are used on sway bars and steering column assemblies.



ALL52140 3/4" I.D.

ALL52142 7/8" I.D.

ALL52144 1" I.D.

ALL52145 1-1/16" I.D.

ALL52146 1-1/8" I.D.

ALL52148 1-1/4" I.D.

Flange Bearing **ALL52130**

Self-aligning flange bearing has a .757" I.D. and installs in the firewall to accept the steering shaft. Includes locking collar. Bearing allows shaft to angle up to 40°.



Oversize Rod End Kit

ALL52132

Mounts to steering column bracket to hold steering shaft in place. Kit includes one rod end and two steel 3/4" RH jam nuts. Rod end is .757" I.D. (.007" oversized) to slide over a 3/4" O.D. shaft.



Steering Shaft Rod End Mounting Tab

ALL52133

Gusseted weld-on tab provides an excellent mounting point for the 3/4" oversized rod end (ALL52132) when building custom steering shaft assemblies. Tab is designed to cradle into round chassis tubing with built-in gussets, adding strength and reducing flex.



Collapsible Steering Shafts



Collapsible shaft is designed to be used in-line near the rack and pinion or steering box, allowing steering shaft compression. For proper installation, shaft should be extended when installed. The heavy wall, 1.140" diameter tubular steel shaft has 3/4"-20 splines on both ends. The durable rubber boot keeps the sliding mechanism free of dirt and debris.

Note: This shaft is NOT designed for directly attaching a steering wheel disconnect.

ALL52170 Long Assembly 24-1/2", Collapses 7"

ALL52171 Short Assembly 13-1/2", Collapses 3"

ALL52172 Replacement Rubber Boot

Related Parts

Coupler

SWE301-30160 .. 3/4"- 20 x 3/4" Smooth



Coupler

U-Joints

SWE401-50621 .. 3/4"-20 x 3/4" Smooth

SWE401-51021... 3/4"-20 x 3/4"-48 Sweet Spline

SWE401-51121... 3/4"-20 x 13/16"-36 Chevy Power

SWE401-51221... 3/4"-20 x 3/4"-36 Chevy Manual

SWE401-51521... 3/4"-20 x 3/4"-30 New-Chevy Power



U-Joint

Steering Column Brackets

Stamped-steel brackets weld to dash bars to create a mounting point for steering shaft when using a 3/4" oversized rod end. Brackets are 3-1/8" wide and available in a variety of lengths to fit most applications. 4" and longer brackets are pre-notched for 1-1/2" dash bars but are easily modified to fit other size bars.



ALL52120 2-1/2" Long

ALL52122 4" Long

ALL52124 8" Long

ALL52126 10" Long

Clamp-On Steering Column Bracket **ALL52128**

Aluminum bracket clamps to 1-3/4" tubing and is 7-1/2" center-to-center. Mounting bolts face the seat, so the driver can easily adjust the column up and down while sitting in the seat. An oversize rod end (sold separately, ALL52132) mounts horizontally through a 3/4" hole, allowing some left to right adjustment without moving the bracket or notching the interior panel.



Steering Quickener Bracket


ALL60028

Mounts all popular steering quickeners including AFCO, Coleman and Howe. Bracket has two holes spaced 1-3/4" apart, and may be welded to 1-1/2" or 1-3/4" diameter tubing.



Pitman Arms

Replacement GM pitman arms.



A-Body (Chevelle)

ALL56354 '68-72, Use w/800 Series Power Box

ALL56355 '68-72, Use w/Manual And 605 Small Power Box

G-Body Intermediate Metric (Monte Carlo)

ALL56357 '78-88, Use w/800 Series Power Box

ALL56356 '78-88, Use w/Manual And 605 Small Power Box

Pitman Arm Nut And Lock Washer, 7/8"-14 Thread **ALL56358**



Centerlinks



Centerlinks fit GM applications. Mounting hardware included.

Allstar	Moog	Description	Year
ALL56310	DS749	Buick Special, Skylark, Grand Sport Chevrolet Chevelle, El Camino, Monte Carlo Oldsmobile Cutlass, Hurst, 442	'68-72
ALL56311	DS808	Buick Century, Regal Chevrolet Chevelle, El Camino, Monte Carlo Oldsmobile Cutlass, Hurst, 442	'73-77
ALL56312	DS909	Buick Century, Regal, GN, GNX Chevrolet Malibu, El Camino, Monte Carlo Pontiac Bonneville	'78-81 '78-88 '82-86
ALL56313	DS899	Pontiac Grand Prix Cadillac Fleetwood, Brougham, Deville Chevrolet Caprice, Impala, Impala SS Oldsmobile Delta 88	'77-84 '77-96 '77-85
ALL56314	DS829	Pontiac Bonneville, Catalina Pontiac Parisienne Chevrolet Camaro (1970-73 With Power Steering, All 1974-79, 1980-81 V8) Pontiac Firebird And Trans Am (V8)	'77-81 '83-86 '70-81 '80-81
ALL56316*	DS1049	Chevrolet Camaro NEW	'82-92

*Commonly used on INT GM metric chassis to correct bump steer



Cory Crapser

Adjustable Centerlinks



Centerlinks add strength and adjustability. Correct bump steer with specially designed inserts (available separately or in kits). Insert kits include one each of four different offsets. Lower center design adds engine oil pan clearance. OEM frame cross member must be modified.

ALL56330 Centerlink, Metric GM '78-88

ALL56331 Centerlink, Camaro '70-81

Note: some applications may require early style (shorter) Pitman arms.

Replacement Parts

ALL99084 Stud For ALL56330 Pitman End (Long)

ALL99085 Stud For ALL56330 Idler End (Short)

ALL99086 Stud For ALL56331 Pitman End (Long)

ALL99087 Stud For ALL56331 Idler End (Short)

ALL99088 Centerlink Shims, 12-Pack (6 each .030"/.060")

Inserts For Adjustable Centerlinks



Adjustable centerlink inserts have tapered or straight-through designs. Tapered inserts have a 1-1/2" per foot taper and are commonly used with stock type inner tie rods, while straight-through design are for use with a 5/8" bolt and rod end.

Description	Tapered Inserts	Straight-Through Inserts
Insert Kit (Centered, 1/8", 1/4" and 3/8")	ALL56334	ALL57334
Centered	ALL56335	ALL57335
1/8" Offset	ALL56336	ALL57336
1/4" Offset	ALL56337	ALL57337
3/8" Offset	ALL56338	ALL57338

Idler Arms

OE replacement parts.

Allstar	Moog	Application
ALL56344	K5143	'68-72 Chevelle, '70-72 Monte Carlo
ALL56345	K6187	1978-88 Monte Carlo
ALL56347	K6186	1970-81 Camaro, 1975-79 Nova



GM Metric Adjustable Idler Arm **ALL56341**

Adjustable arm for 1978-88 GM Metric G-body cars features a threaded assembly which aids in correcting bump steer problems by lowering the arm up to 3/4" compared to OE style arm. Arm is constructed of forged steel components so there are no plastic parts or springs to wear out like OEM style arms. Not legal in all sanction bodies.



Tie Rod Ends

OE replacement parts.



Allstar	Moog	Description	Size (Thread And Length)	Application
ALL55900	ES323R	Inner Tie Rod	5/8"-18 RH Thread x 4" Long	1963-82 Corvette, 1963-64 GMC Truck
ALL55901	ES323L	Inner Tie Rod	5/8"-18 LH Thread x 4" Long	1963-82 Corvette, 1963-64 GMC Truck
ALL55902	ES370R	Inner Tie Rod	5/8"-18 RH Thread x 7-1/4" Long	1965-68 Impala, 1965-70 Chevrolet P/U
ALL55903	ES2034RLT	Inner Tie Rod	5/8"-18 LH Thread x 8-1/2" Long	1978-88 Monte Carlo (G-Body)
ALL55920	ES2033RLT	Outer Tie Rod	5/8"-18 RH Thread x 8-1/2" Long	1978-88 Monte Carlo (G-Body)
ALL55921	ES333RL	Outer Tie Rod	5/8"-18 RH Thread x 8-1/2" Long	1964-70 Chevelle
ALL55904	ES681N	Inner Tie Rod	5/8"-18 LH Thread x 9" Long	1968-70 Chevelle/Malibu
ALL55910	ES2020RLT	Inner Tie Rod	11/16"-18 LH Thread x 9" Long	1973-77 Chevelle, 1977-96 Impala
ALL55911	ES442L	Inner Tie Rod	11/16"-18 LH Thread x 9" Long	1975-81 Camaro, Left
ALL55912	ES443L	Inner Tie Rod	11/16"-18 LH Thread x 9" Long	1975-81 Camaro, Right
ALL55922	ES2019RLT	Outer Tie Rod	11/16"-18 RH Thread x 9" Long	1977-96 Impala
ALL55908	ES427R	Outer Tie Rod	11/16"-18 RH Thread x 9" Long	1973-77 Chevelle/Monte Carlo

Steel Tie Rod Tubes

Steel tubes are built from 7/8" O.D., .083" wall D.O.M tubing and swaged to accept 5/8" rod ends or O.E. style tie rod ends with 5/8-18 threads. Tubes are threaded LH on one end and RH on the other end for easy adjustments.

ALL57160 8"	ALL57172 14"
ALL57162 9"	ALL57173 14-1/2"
ALL57164 10"	ALL57174 15"
ALL57166 11"	ALL57175 15-1/2"
ALL57167 11-1/2"	ALL57176 16"
ALL57168 12"	ALL57178 17"
ALL57169 12-1/2"	ALL57180 18"
ALL57170 13"	ALL57182 19"
ALL57171 13-1/2"	ALL57184 20"

See Page 210 And 211 For Additional Steering/Suspension Tubes.

5/8" Bent Steel Tie Rod Tubes

Bent tie rod tube or adjusting sleeve is commonly used on Modifieds and Stock Cars to provide additional clearance on the right front tie rod link. Bent design tube helps prevent the chassis from hitting steering components when the suspension rolls over onto the right front. Typically used with factory style inner tie rod end and a rod end style outer. Tube is constructed of .160" wall 7/8" O.D. steel tubing with 5/8"-18LH threads on the straight end and 5/8"-18RH threads on the curved end.

ALL57008 10"	ALL57018 15"
ALL57010 11"	ALL57019 15-1/2"
ALL57012 12"	ALL57020 16"
ALL57013 12-1/2"	ALL57021 16-1/2"
ALL57014 13"	ALL57022 17"
ALL57015 13-1/2"	ALL57024 18"
ALL57016 14"	ALL57026 19"
ALL57017 14-1/2"	ALL57028 20"

Dropped Steel Tie Rod Tubes

Dropped Steel tie rod tubes are popular on modifieds and street stocks providing additional clearance on the right front tie rod assembly. Tube is .156" wall, 7/8" OD, with 5/8"-18RH threads located on the inside/ center link end and 5/8"-18LH threads on the outer/spindle end. Length stated is overall length of tube.

ALL57040-10 10" Tube
ALL57040-11 11" Tube
ALL57040-15 15" Tube
ALL57040-16 16" Tube

Steel Tie Rod Tubes, With 5/8" RH And 11/16" LH

Swaged D.O.M. steel tube has a 1" O.D. and is commonly used with an O.E. style 11/16"-18 LH inner tie rod end and a 5/8" RH rod end.

ALL57302 9"
ALL57304 10"
ALL57306 11"

Tie Rod Adjusting Sleeves

O.E. style replacement sleeves fit many applications and have LH and RH threads for easily adjusting the toe setting.

Allstar	Moog	Size (Thread And Length)
ALL55930	ES2032S	5/8"-18 x 4-1/2" Long
ALL55931	ES2004S	11/16"-18 x 4-3/4" Long

Steering Rack Boot Cover

ALL52345

Neoprene cover fits most steering racks and helps protect against rocks and debris. Hook-and-loop close and removal simple.



Taper Reamers

Repair or enlarge tapered holes to accept tie rod ends or ball joints. Reamer may be used in a drill with a 1/2" chuck by removing the T-handle.

ALL11170 1-1/2" Per Ft. 7.15°

ALL11172 2" Per Ft. 9.56°

Taper Reamer Specifications For Ball Joints

Ball Joint	Taper Specs	Ball Joint	Taper Specs
ALL56204	1-1/2" Per Ft.	ALL56217	1-1/2" Per Ft.
ALL56206	2" Per Ft.	ALL56218	2" Per Ft.
ALL56208	2" Per Ft.	ALL56220	2" Per Ft.
ALL56210	1-1/2" Per Ft.	ALL56280	1-1/2" Per Ft.
ALL56212	2" Per Ft.	ALL56284	1-1/2" Per Ft.
ALL56214	1-1/2" Per Ft.	ALL56286	1-1/2" Per Ft.
ALL56216	1-1/2" Per Ft.	-	-

Inner Tie Rod Stud **ALL56278**

Stud replaces the stock inner tie rod end, allowing a 5/8" rod end to be used on both ends of the steering link. Inner tie rod stud and rod end combination also provides additional steering clearance compared to O.E. style inner tie rod and crossmember.



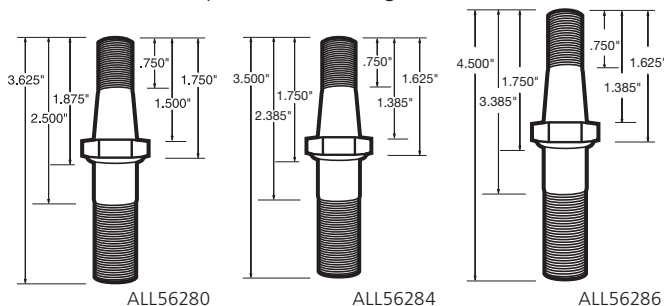
Bump Steer Studs

Studs replace the OE style outer tie rod end when converting to a 5/8" spherical rod end with a suspension/steering tube and features a 1-1/2" per foot taper to work with most popular spindles or rack eye. Kits include a stud, self-locking nuts, one .100" spacer and three .300" spacers to simplify setting bump steer, the ALL56286 also includes a .500" spacer.

ALL56280 Bump Steer Kit (Inner), Rack Eye Taper

ALL56284 Bump Steer Kit (Outer), Pinto Taper

ALL56286 Bump Steer Kit 1" Longer Shank Than ALL56284



Set Up Plates

Set-up plates are used for squaring and stringing chassis to ensure accurate chassis set-up by eliminating wheel and tire differences. Plates are 1/2" thick and can also be used when setting bump steer or checking axle tubes for straightness. Sold each.

ALL10660 5x5, 7" x 28"

ALL10662 Wide 5, 12" x 28"



Bump Steer Kit **ALL18600**

Kit includes a 5/8"-18 x 3" bolt and 4 spacers (.100", .200", .300" and .500").



Bump Steer Spacer Kit **ALL18601**

Steel spacers have a 5/8" I.D.

and are commonly used to space a steering rod end when correcting bump steer. Kit includes 7 spacers, one of each size: .030", .060", .100", .200", .300", .400" and .500"

Bump Steer Spacers

Steel spacers have a 5/8" I.D. and are commonly used to space a steering rod end when correcting bump steer.

Size	2-Pack	10-Pack
.030"	ALL18602	ALL18602-10
.060"	ALL18603	ALL18603-10
.100"	ALL18604	ALL18604-10
.200"	ALL18605	ALL18605-10
.300"	ALL18606	ALL18606-10
.400"	ALL18607	ALL18607-10
.500"	ALL18608	ALL18608-10

Tie Rod Spacer **ALL56288**

Spacer corrects bump steer on vehicles that use a rod end as an outer tie rod end. Spacer is used between the spindle arm and the rod end. Steel spacer is 2" tall and has a 5/8" hole.



Rack And Pinion Spacers

Place aluminum spacers between chassis and rack assembly to help achieve proper front end geometry.



ALL52350 3/8"

ALL52351 1/2"

ALL52352 3/4"

Toe Plates

Aluminum plates simplify setting of toe-in and toe-out. Plates fit against outside edges of tires. Using two tape measures (sold separately), measure the distance between plates front and rear. The difference in tape readings is the toe setting. Deluxe plates have radiused edges, slots for narrow and wide tape measures and are 9" tall x 23" wide to work with vehicles with smaller wheel openings. Standard plates are 1/2" thick, 11" tall x 32" wide and work well for vehicles with larger wheels and wheel openings. Set of two plates.



ALL10117



ALL10119

ALL10117 Standard

ALL10119 Deluxe

Mustang II Spindles

Mustang II/Pinto spindles are direct replacements for stock O.E. spindles featuring the stock 10° pin inclination and upper and lower ball joint tapers. Spindles accept Granada or Hybrid style rotors with corresponding caliper brackets, calipers and brake pads. IMCA approved spindles features the official IMCA stamp of approval cast into the spindle.

Stock Height Spindles

- ALL56307** Spindles, Pair
- ALL56308** Spindle LH
- ALL56309** Spindle RH
- ALL56303** Spindle LH IMCA Approved
- ALL56304** Spindle RH IMCA Approved



2" Dropped Spindles

- ALL56305** Spindles, Pair

Related Components

- ALL42110** LH Caliper Bracket for Granada Rotor
- ALL42111** RH Caliper Bracket for Granada Rotor
- ALL42118** LH Caliper Bracket for Hybrid Rotor
- ALL42119** RH Caliper Bracket for Hybrid Rotor
- ALL42084** LH GM Metric Caliper
- ALL42083** RH GM Metric Caliper
- ALL72308** Granada Master Bearing and Seal Kit
- ALL72309** Hybrid Master Bearing and Seal Kit

Mustang II Spindles With Reamed Lower Ball Joint Hole

Mustang II/Pinto spindles are stock appearing and available with 10° (OE) or 8° pin inclination and 1-1/2" or 2" per foot lower ball joint taper. Spindles accept Granada or Hybrid style rotors with corresponding caliper brackets, calipers and brake pads.



10° (OE) Pin Inclination

Part No.		Lower B/J Taper	Lower B/J Major Dia.	Common Lower B/J	B/J
ALL55996	LH	1-1/2"	.830"	ALL56216 (K727)	Screw-In
ALL55997	RH	1-1/2"	.830"	ALL56216 (K727)	Screw-In
ALL55998	LH	2"	.830"	ALL56212 (K6117)	Press-In
ALL55999	RH	2"	.830"	ALL56212 (K6117)	Press-In

8° Pin Inclination

Part No.		Lower B/J Taper	Lower B/J Major Dia.	Common Lower B/J	B/J
ALL55990	LH	1-1/2"	.710"	—	—
ALL55991	RH	1-1/2"	.710"	—	—
ALL55994	LH	1-1/2"	.830"	ALL56216 (K727)	Screw-In
ALL55995	RH	1-1/2"	.830"	ALL56216 (K727)	Screw-In
ALL55992	LH	2"	.830"	ALL56212 (K6117)	Press-In
ALL55993	RH	2"	.830"	ALL56212 (K6117)	Press-In

Related Components

- ALL42110** LH Caliper Bracket for Granada Rotor
- ALL42111** RH Caliper Bracket for Granada Rotor
- ALL42118** LH Caliper Bracket for Hybrid Rotor
- ALL42119** RH Caliper Bracket for Hybrid Rotor
- ALL42084** LH GM Metric Caliper
- ALL42083** RH GM Metric Caliper
- ALL72308** Granada Master Bearing and Seal Kit
- ALL72309** Hybrid Master Bearing and Seal Kit

Mustang II 3-Piece Spindles

Modular design 3-piece Mustang II style spindle features a separate spindle body with bolt-on caliper bracket and steering arm for easy and affordable repairs. Spindle uses a GM metric brake rotor, bearings and brake caliper while combining the features of a typical Mustang II spindle including an 8° pin inclination and a short steering arm with a straight hole for using a 5/8" rod end. Spindle accepts popular ALL56204 (K6024) bolt-in or ALL56214 (K772) screw-in style upper ball joint and a stock 1979-88 G-body lower ball joint. IMCA approved for IMCA modifieds and sport mod divisions.



ALL55970

- ALL55970** LH, 3-Piece Spindle Kit
- ALL55971** RH, 3-Piece Spindle Kit

Individual Components

- ALL55974** Spindle Body
- ALL55972** LH Steering Arm
- ALL55973** RH Steering Arm
- ALL55981** LH Brake Bracket
- ALL55982** RH Brake Bracket
- ALL55983** Hardware Kit



ALL55981

ALL55972

ALL55983

ALL55974

Related Components

- ALL42083** GM Metric Caliper, RH
- ALL42084** GM Metric Caliper, LH 1979-81
- ALL42086** Rotor With 5/8-11 Wheel Studs, 5 On 5" B.C.
- ALL72305** Bearing And Seal Kit 1982-88
- ALL42087** Rotor With 12mm-1.50 Wheel Studs, 5 On 4-3/4" B.C.
- ALL42088** Rotor With 5/8-11 Wheel Studs, 5 On 5" B.C.
- ALL72306** Bearing And Seal Kit 1979-81

†Bearing For Race Or Cup With A 1.97" O.D.

‡Bearing For Race Or Cup With A 1.78" O.D.

AMC Pacer Spindles

The Pacer spindle is a modular design which allows the spindle to interchange from left to right by flipping the steering arm. Spindle features a 7° pin inclination and 1-1/2" per foot upper ball joint taper. Spindle also uses the same spindle pin as the Mustang II/Pinto which accepts Hybrid style 10-1/8" rotors. Caliper bracket for GM metric caliper/Hybrid 10-1/8" rotor is sold separately.



- ALL55960** Spindle w/ 1-1/2" (.750" Maj. Dia.) Lower B/J Taper
- ALL55961** Spindle w/ 2" (.830" Maj. Dia.) Lower B/J Taper

Individual Components

- ALL55963** Bolt Kit
- ALL55964** Steering Arm
- ALL55965** Spindle Pin
- ALL55966** Spindle Body 1-1/2" B/J
- ALL55967** Spindle Body 2" B/J

Related Components

- ALL55962** Caliper Bracket Kit (1 side)
- ALL42084** LH GM Metric Caliper
- ALL42083** RH GM Metric Caliper
- ALL72309** Hybrid Master Bearing and Seal Kit

Master Wheel Bearing And Seal Kits

Kits contain all components to install one brake rotor/hub assembly including hub seal, inner bearing, outer bearing, locknut kit and dust cap.

ALL72305† GM Intermediate Metric, 1979-81

ALL72306† GM Intermediate Metric, 1982-88

ALL72308 Ford Granada, Mustang II

ALL72309 Hybrid

†Bearing For Race Or Cup With A 1.97" O.D.

‡Bearing For Race Or Cup With A 1.78" O.D.



ALL72305

Metric Spindles

Replacement spindles for 1979-88 GM cars. Sold each.

ALL56318 LH

ALL56319 RH

Related Components

ALL42084 LH GM Metric Caliper

ALL42083 RH GM Metric Caliper

ALL72305† Master Bearing Kit, 1979-81

ALL72306† Master Bearing Kit, 1982-88

†Bearing For Race Or Cup With A 1.97" O.D.

‡Bearing For Race Or Cup With A 1.78" O.D.

Brake Rotor 1979-81

Outer bearing race has a 1.97" O.D.

ALL42086 Rotor With 5/8"-11 Wheel Studs, 5 On 5" B.C.

Brake Rotors 1982-88

Outer bearing race has a 1.78" O.D.

ALL42087 Rotor With 12mm-1.50 Studs, 5 On 4-3/4" B.C.

ALL42088 Rotor With 5/8"-11 Wheel Studs, 5 On 5" B.C.

Metric Spindle Savers

ALL42130

Stamped steel spindle savers strengthen GM Metric spindles, reinforcing the steering arm portion of the spindle and making them suitable for wheel-to-wheel racing. IMCA legal and easily installed, spindle savers are retained by the lower ball joint and tie rod end retaining nuts. Sold in pairs.

Replacement Parts

ALL42135 Left Only

ALL42136 Right Only



Spindle Slug Tool **ALL1182**

Tool easily removes spindle slugs that are pressed into fabricated spindles with a standard wrench or socket.



GM Metric 3-Piece Spindles

Three-piece GM metric G-Body spindle is a forged and heat treated direct replacement for a factory spindle with the added benefit of a stronger, replaceable steering arm and brake caliper bracket. Complete spindle includes a spindle body, bolt-on steering arm, bolt-on brake bracket and a hardware kit. Spindle accepts stock 1979-88 G-body upper and lower ball joints, tie rod end, rotor, caliper and bearing kit. IMCA approved. Replacement components are also available for quick, easy and affordable repairs.

ALL55976 LH, 3-Piece Spindle Kit

ALL55977 RH, 3-Piece Spindle Kit.

Individual Components

ALL55980 Spindle Body

ALL55978 LH Steering Arm

ALL55979 RH Steering Arm

ALL55981 LH Brake Bracket

ALL55982 RH Brake Bracket

ALL55983 Hardware Kit

Related Components

ALL42083 GM Metric Caliper, RH

ALL42084 GM Metric Caliper, LH 1979-81

ALL42086 Rotor With 5/8-11 Wheel Studs, 5 On 5" B.C.

ALL72305† Bearing And Seal Kit 1982-88

ALL42087 Rotor With 12mm-1.50 Wheel Studs, 5 On 4-3/4" B.C.

ALL42088 Rotor With 5/8-11 Wheel Studs, 5 On 5" B.C.

ALL72306‡ Bearing And Seal Kit 1979-81

†Bearing For Race Or Cup With A 1.97" O.D.

‡Bearing For Race Or Cup With A 1.78" O.D.



ALL55976



ALL55978

ALL55983

ALL55981

ALL55980

Impala Spindles

Direct replacement OE spindle for the #2 1977-96 Impalas, which is a popular choice on asphalt sportsman and modifieds requiring more brake. Spindle accepts the larger 11-7/8" x .970 rotor with the 5x5 bolt pattern and large GM brake calipers. Spindle also features a 12° pin inclination and 2" per foot taper upper (K5208) and lower (K6145 or 10277) ball joints.

ALL55988 LH

ALL55989 RH

Related Components

ALL42081 Brake Caliper Big GM RH

ALL42082 Brake Caliper Big GM LH





Upper Ball Joints

Screw-In

ALL56214 (K772)

Most popular upper ball joint used. Originally used in Dodge, Chrysler and Plymouth cars. Fits Allstar ball joint holders and Lefthander chassis style upper control arm or where a screw-in type ball joint is required. (Replaces Moog K772 or AFco 20034.) 1-1/2" taper per foot.

Note: Actual product may appear different than product pictured.



Bolt-In

ALL56204 (K6024)

Fits UB Machine style upper control arm where a bolt-in style ball joint is required. (Replaces Moog K6024, TRW 10185, or AFco 20031.) Outer mounting bolt holes are 2.82" CTC. 1-1/2" taper per foot.

Note: Actual product may appear different than product pictured.



ALL56208 (K6136)

Bolt-in type joint fits Impala spindle. Can be used to raise roll center on street stock and modified cars. Fits Impala, Camaro and Chevelle spindles. (Replaces Moog K6136, TRW 10269 or AFco 20032-1). Outer mounting bolt holes are 2.82" CTC. 2" taper per foot.

Note: Actual product may appear different than product pictured.



ALL56220 (K5208)

Fits full-size 1971-94 Impala spindles. Also fits 1971-81 Camaro and 1973-88 Chevelle/Monte Carlo. Replaces Moog K5208, TRW 10268 or AFco 20032. Outer mounting bolt holes are 2-1/2" CTC. 2" taper per foot.

Note: Actual product may appear different than product pictured.



Steel Upper Ball Joint Wrench **ALL11190**

Easily remove and install small body (ALL56214) Chrysler ball joints.



Ball Joint Spreader Tool **ALL11174**

Tool separates ball joint from the spindle. Inside of cylinder is shaped to fit over tapered stud of most ball joints and presses against stud of other ball joint. Not for use on FWD or 4WD applications. Tool is 4" tall fully collapsed and 6" tall fully extended.

Related Parts

ALL11175 1" Extensions (Set of two)



ALL11175

Lower Ball Joints

Screw-In

ALL56216 (K727)

Fits Lefthander chassis style lower control arm or where a large screw-in type ball joint is required. (Replaces - Moog K727 or AFco 20036). 1-1/2" taper per foot.

Note: Actual product may appear different than product pictured.



ALL56217 (K719)

Compatible with stock lower control arms modified with UB Machine UBM40-3303 or Allstar ALL56250 weld-in threaded sleeve. (Replaces - Moog K719). 1-1/2" taper per foot.

Note: Actual product may appear different than product pictured.



Press-In

ALL56206 (K6141)

Ball joint fits most tubular lower CT control arms and 1971-76 Impala. Taper fits most fabricated and Impala spindles. Base O.D. is 2.190". Replaces AFco 20038. 2" taper per foot.



ALL56210 (K5103)

Weld-in lower joint fits 1964-72 Chevelle and 1967-69 Camaro, control arms and spindle. Base O.D. is 2.015" (replaces Moog K5103, TRW 10197, or AFco 20033). 1-1/2" taper per foot.

Note: Actual product may appear different than product pictured.



ALL56212 (K6117)

Weld-in joint fits Impala spindle. Can be used to raise the roll center on street stock or modified cars. Base O.D. is 1.975". (Replaces - Moog K6117, TRW 10264 or AFco 20038-1). 2" taper per foot.

Note: Actual product may appear different than product pictured.



ALL56218 (K6145) (10277)

Fits popular full-size 1977-96 Impala spindles. Also fits 1971-81 Camaro and 1973-88 Chevelle/Malibu. Base O.D. is 2.090" (replaces - Moog K6145, TRW 10277 or AFco 20039). 2" taper per foot.

Note: Actual product may appear different than product pictured.



Adjustable Upper Ball Joints

With mono-ball joints, upper control arm angles can be adjusted. Joints include plate, ball, tapered shaft, adjuster bushings and nut.

- ALL56260** LH Large GM Joint (ALL56204 Style)
- ALL56261** RH Large GM Joint (ALL56204 Style)
- ALL56264** LH Mid-Size GM Joint (ALL56220 Style)
- ALL56265** RH Mid-Size GM Joint (ALL56220 Style)
- ALL56267** Adjustable Screw-In Upper Ball Joint (ALL56214 Style)



Replacement Parts

- ALL56262** Stud For ALL56260, ALL56261 And ALL56267
- ALL56266** Stud For ALL56264 And ALL56265
- ALL99098** Replacement Mono Ball Bearing 5/8"

Adjustable Lower Ball Joints

Replace standard ball joint with an adjustable mono-ball style lower ball joint. Includes adapter sleeve, ball, adjuster bushings, stud and nut.

- ALL56270** Screw-In Chrysler Stud (Common Dirt, ALL56216 Style)
- ALL56276** Screw-In GM Impala Stud (Common Asphalt) ALL56216 Style With ALL56206 Pin
- ALL56272** Press-In Large GM Impala Stud (Common Asphalt, ALL56206 Style)
- ALL56274** Press-In Mid-Size GM Stud (ALL56218 Style)



Replacement Parts

- ALL56271** Stud For ALL56270
- ALL56273** Stud For ALL56272 And ALL56276
- ALL56275** Stud For ALL56274
- ALL99092** Housing For ALL56270 And ALL56276
- ALL99093** Housing For ALL56272
- ALL99094** Housing For ALL56274
- ALL58002** Replacement Mono-Ball
- ALL99096** Replacement Snap Ring
- ALL99097** Replacement Spacer Kit

Ball Joint Sleeves

Steel sleeves allow custom fabrication of control arms.

- ALL56250** Small Screw-In ALL56214/ALL56217 (K772/K719)
- ALL56251** Large Screw-In ALL56216 (K727)
- ALL56252** Large Press-In ALL56206 (K6141)
- ALL56253** Med. Press-In ALL56212 (K6117)



Ball Joint Adapter Sleeve

ALL56256

Adapter sleeve is ideal for modifying stock style Chevelle lower control arms to accept a screw-in style ball joint. Adapter sleeve has an O.D. of 2.010" to take the place of a press-in style ball joint (ALL56210/K5103), allowing for installation of a screw in style ALL56214 with a 1.5" taper/ft. pin or ALL56049 with a 2" taper/ft. pin ball joint.



Note: Modifications to control arms may be necessary for proper fit of sleeve. Sleeve must be welded to the control arm after installation.

Adapter Bushing ALL56225

Convert a 2" taper per foot hole to accept a ball joint with a 1-1/2" taper per foot. For lower ball joints only.



Taper Reamers

Repair or enlarge tapered holes to accept tie rod ends or ball joints. Reamers may be used in a drill with a 1/2" chuck by removing the T-handle.

- ALL11170** Reamer, 7.15°, 1-1/2" Taper Per Ft.
- ALL11172** Reamer, 9.56°, 2" Taper Per Ft.



Taper Reamer Specifications For Ball Joints

Part No.	Taper Specs	Part No.	Taper Specs
Ball Joint		Ball Joint	
ALL56204	1-1/2" Per Ft.	ALL56217	1-1/2" Per Ft.
ALL56206	2" Per Ft.	ALL56218	2" Per Ft.
ALL56208	2" Per Ft.	ALL56220	2" Per Ft.
ALL56210	1-1/2" Per Ft.	ALL56280	1-1/2" Per Ft.
ALL56212	2" Per Ft.	ALL56284	1-1/2" Per Ft.
ALL56214	1-1/2" Per Ft.	ALL56286	1-1/2" Per Ft.
ALL56216	1-1/2" Per Ft.	—	—



Mike Marlar



Jay Steinach



Non-Take-Apart Low Friction Ball Joints

Low friction, economical OEM ball joints are high performance units designed for smooth suspension travel. Some ball joints are available with longer than stock pin length for correcting roll centers. Ball joints have hardened pins with stock type housings and are not rebuildable. Legal for classes that require non-take apart ball joints as these are non-serviceable. For off-road use only.



ALL56014

ALL56030

Upper Ball Joints

Part No.	Style	Size	Pin Length	Taper	Reference	Repl. Pin Only	Take-Apart Style
ALL56010	Screw-In	Small	Standard	1-1/2"	K772	-	ALL56810
ALL56011	Screw-In	Small	1/2" Longer	1-1/2"	K772	-	ALL56811
ALL56012	Screw-In	Small	1" Longer	1-1/2"	K772	-	ALL56012
ALL56008	Screw-In	Small	1-1/2" Longer	1-1/2"	K772	-	-
ALL56009	Screw-In	Small	2" Longer	1-1/2"	K772	-	-
ALL56014	Bolt-In	Large	Standard	1-1/2"	K6024	-	-
ALL56015	Bolt-In	Large	3/8" Longer	2"	K6136	-	-
ALL56018	Bolt-In	Small	Standard	2"	K5208	-	-
ALL56019	Bolt-In	Small	1/2" Longer	2"	K5208	-	-
ALL56020	Bolt-In	Small	1" Longer	2"	K5208	-	-

Lower Ball Joints

Part No.	Style	Size	Pin Length	Taper	Reference	Repl. Pin Only	Take-Apart Style
ALL56030	Screw-In	Large	Standard	1-1/2"	K727	-	ALL56815
ALL56031	Screw-In	Large	1/2" Longer	1-1/2"	K727	-	ALL56816
ALL56034	Screw-In	Large	Standard	2"	K727 w/ K6141 Pin	-	ALL56820
ALL56035	Screw-In	Large	1/2" Longer	2"	K727 w/ K6141 Pin	-	ALL56821
ALL56049†	Screw-In	Large	Standard	2"	K772 w/ K6141 Pin	-	ALL56825†
ALL56050†	Screw-In	Large	1/2" Longer	2"	K772 w/ K6141 Pin	-	ALL56826†
ALL56051†	Screw-In	Large	1" Longer	2"	K772 w/ K6141 Pin	-	ALL56827†
ALL56042	Press-In	Chevelle	Standard	1-1/2"	K5103	-	-
ALL56027	Press-In	Chevelle	Standard	2"	K5103 w/ K6141 Pin	-	ALL56830
ALL56028	Press-In	Chevelle	1/2" Longer	2"	K5103 w/ K6141 Pin	-	ALL56831
ALL56029	Press-In	Chevelle	1" Longer	2"	K5103 w/ K6141 Pin	-	ALL56832
ALL56044	Press-In	-	Standard	2"	K6117	-	-
ALL56046	Press-In	-	Standard	2"	K6145	-	-
ALL56047	Press-In	-	1/2" Longer	2"	K6145	-	-
ALL56048	Press-In	-	1" Longer	2"	K6145	-	-

†Commonly used with ALL56256 ball joint adapter sleeve.



Rick Eckert



Take-Apart Low Friction Ball Joints

Low friction serviceable ball joints are the same great quality you have come to expect from our original low friction ball joints with the ability to exchange pins to adjust roll center or make repairs. For off-road use only.



Upper Ball Joints

Part No.	Style	Size	Pin Length	Taper	Reference	Repl. Pin Only	Non-Take-Apart Style
ALL56810	Screw-In	Small	Std	1.5"	K772	ALL56840	ALL56010
ALL56811	Screw-In	Small	1/2"	1.5"	K772	ALL56841	ALL56011
ALL56812	Screw-In	Small	1"	1.5"	K772	ALL56842	ALL56012

Lower Ball Joints

Part No.	Style	Size	Pin Length	Taper	Reference	Repl. Pin Only	Non-Take-Apart Style
ALL56815	Screw-In	Large	Std	1.5"	K727	ALL56845	ALL56030
ALL56816	Screw-In	Large	1/2"	1.5"	K727	ALL56846	ALL56031
ALL56820	Screw-In	Large	Std	2"	K727 w/ K6141 Pin	ALL56850	ALL56034
ALL56821	Screw-In	Large	1/2"	2"	K727 w/ K6141 Pin	ALL56851	ALL56035
ALL56822	Screw-In	Large	1"	2"	K727 w/ K6141 Pin	ALL56852	-
ALL56825†	Screw-In	Small	Std	2"	K772 w/ K6141 Pin	ALL56850	ALL56049†
ALL56826†	Screw-In	Small	1/2"	2"	K772 w/ K6141 Pin	ALL56851	ALL56050†
ALL56827†	Screw-In	Small	1"	2"	K772 w/ K6141 Pin	ALL56852	ALL56051†
ALL56830	Press-In	Cheveller	Std	2"	K5103 w/ K6141 Pin	ALL56850	ALL56027
ALL56831	Press-In	Cheveller	1/2"	2"	K5103 w/ K6141 Pin	ALL56851	ALL56028
ALL56832	Press-In	Cheveller	1"	2"	K5103 w/ K6141 Pin	ALL56852	ALL56029

†Commonly used with ALL56256 ball joint adapter sleeve.

Straight Pin Take-Apart Low Friction Ball Joints

Low friction straight pin ball joints are designed to fit spindles with straight-through 3/4" mounting holes. Straight pin design allows height adjustment by relocating the shim stack for more accurate and precise changes versus changing out entire pin. For Off-road use only.

Note: Machining of most standard spindles from tapered to straight through mounting holes is required for use with this style ball joint.

Part No.	Style	Size	Housing Ref.	Adj Range
ALL56871	Screw-In	Small	K772	Std to 1" Pin
ALL56872	Screw-In	Small	K772	1" to 2" Pin
ALL56875	Screw-In	Large	K727	Std to 1" Pin
ALL56876	Screw-In	Large	K727	1" to 2" Pin
ALL56878	Press-In	Cheveller	K5103	Std to 1" Pin
ALL56879	Press-In	Cheveller	K5103	1" to 2" Pin



Individual Components

Housings

- ALL56880..... Small Screw-In Housing (K772)
- ALL56881..... Large Screw-In Housing (K727)
- ALL56882..... Cheveller Press-In Housing (K5103)

Pins

- ALL56885..... Standard to 1" Pin
- ALL56886..... 1" to 2" Pin

Hardware

- ALL56890..... Shim Kit
- ALL56892..... Housing Cap





Upper Control Arms

Powder coated, bushing style A-arms are available with steel or aluminum cross shaft and a straight or 10° ball joint position. Shaft bolt holes are 1/2" diameter, spaced 6" on center. Tig welded .095" D.O.M. tube construction. Bolt-in style arms accept ALL56204 or Moog K6024 ball joints. Screw-in style arms accept ALL56214 or Moog K772 ball joints.



ALL57906

Size	Bolt-In Alum. Shaft	Bolt-In Steel Shaft	Screw-In 10° Alum. Shaft	Screw-In 10° Steel Shaft
7"	—	—	ALL57940	—
7-1/4"	—	—	ALL57941	—
7-1/2"	ALL57902	ALL57922	ALL57942	ALL57962
7-3/4"	ALL57903	—	ALL57943	—
8"	ALL57904	ALL57924	ALL57944	ALL57964
8-1/4"	ALL57905	—	ALL57945	—
8-1/2"	ALL57906	ALL57926	ALL57946	ALL57966
8-3/4"	ALL57907	—	ALL57947	—
9"	ALL57908	ALL57928	ALL57948	ALL57968
9-1/4"	ALL57909	—	ALL57949	—
9-1/2"	ALL57910	ALL57930	ALL57950	ALL57970
9-3/4"	ALL57911	—	ALL57951	—
10"	ALL57912	ALL57932	ALL57952	ALL57972
10-1/4"	ALL57913	—	ALL57953	—
10-1/2"	ALL57914	ALL57934	ALL57954	ALL57974
11"	ALL57916	ALL57936	ALL57956	ALL57976

Metric Upper Control Arms

Tubular style upper control arms replace OE stamped style arms found on Mid-size GM metric chassis with mounts spaced 6-7/8" on center and accept bolt-in style ball joints. Arms feature steel cross shafts, a durable powder coated finish and greaseable pivot points for easy maintenance.



ALL57990

Control Arms for ALL56220 (K5208) Ball Joint

ALL57990 RH, 8"
 ALL57992 LH, 8-1/2"
 ALL57994 LH, 9"
 ALL57995 LH, 9-1/2"
 ALL57996 LH, 10"

Control Arms for ALL56204 (K6024) Ball Joint

ALL57980 RH, 8"
 ALL57982 LH, 8-1/2"
 ALL57984 LH, 9"
 ALL57985 LH, 9-1/2"
 ALL57986 LH, 10"

IMCA Legal Upper Control Arms

IMCA legal upper control arms fit stock 6-7/8" mounts, found on mid-size GM Metric frames. Use with bolt-in style ball joint, AllStar 56220 or Moog K5208. Steel control arms are available with steel or aluminum cross shaft and come complete with "IMCA certified" sticker.



ALL57831

ALL57830 RH, 8" With Steel Cross Shaft
 ALL57831 LH, 8-1/2" With Steel Cross Shaft
 ALL57832 RH, 8" With Aluminum Cross Shaft
 ALL57833 LH, 8-1/2" With Aluminum Cross Shaft

Ball Joint Holders



ALL56294

ALL56295

ALL56296
ALL56297

Holders are ideal for those who fabricate their own control arms. The holders have a 5/8" male RH thread and a 3/8" hole, commonly used with a clevis. Holders accept ALL56214 or Moog K772 style screw-in ball joints.

ALL56294 LH Angled Stud, Angled Tab, Wide Spread
 ALL56295 RH Angled Stud, Straight Tab, Wide Spread
 ALL56296 Universal Straight Stud, Straight Tab, Wide Spread
 ALL56297 Universal Design (ALL56296) Angled At 15°
 ALL56194 5/8" RH Steel Clevis (Commonly Needed)
 ALL56214 Screw-In Ball Joint (Most Common)

Unwelded Ball Joint Holder Kit ALL56298



Kit allows components to be welded at any angle. Stud is 5/8"-18RH thread, bracket has a 3/8" hole. Holder accepts ALL56214 or Moog K772 style screw-in upper ball joint.

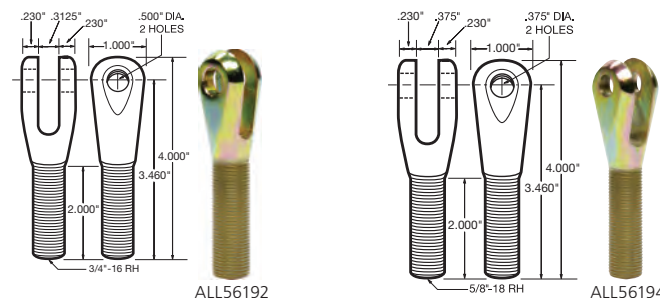
Female Double Adjusters

Steel double adjusters increase adjustment capability of control arms, trailing arms, Panhard bars, tie rod ends and other items using threaded tube. Adjuster includes two jam nuts, one LH and one RH.



ALL56198 5/8"-18 RH Male/LH Female, 4" Long
 ALL56199 5/8"-18 LH Male/RH Female, 4" Long

Steel Clevises



Clevises are commonly used with a ball joint holder when building upper control arm or with strut style lower control arm when attaching suspension tube for a strut rod.

ALL56192 3/4"-16 RH Thread Clevis with 1/2" Holes
 ALL56194 5/8"-18 RH Thread Clevis with 3/8" Holes

Upper Control Arm Mounting Bracket

ALL60190

Bracket is flame cut from 1/2" thick steel, with 6" bolt spacing. Welds to frame and accepts upper A-arm.



Upper Control Arm Shims

Individual steel shims fit between the upper control arm and chassis mount to adjust caster and camber. Shims have 9/16" wide slots and easy-to-grasp tabs for installation and removal. Package of 10.



ALL60201

ALL60200 1/16" (0.062")

ALL60201 1/8" (0.125")

1-Piece Upper Control Arm Shims

Dual mount shims fit between the upper control arm and chassis mount to adjust camber. One-piece design works with most mounts/control arms with 6" bolt spacing using 1/2" mounting hardware. Sold each.

ALL60203 1/8" (0.125")

ALL60204 3/16" (0.185")

ALL60205 1/4" (0.250")

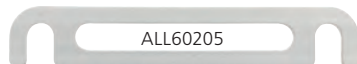
ALL60206 3/8" (0.375")

ALL60207 1/2" (0.500")

ALL60208 3/4" (0.750")

ALL60209 1" (1.00")

ALL60210 7-Piece Kit, Includes ALL60203-60209 (1 of each)



ALL60205

Slotted Upper Control Arm

Bracket Kit ALL60077

Kits contain (2) slotted brackets, (2) centered bushings, (2) reducer spacers for 5/8" rod end and a 1/2" bolt and nyloc nut. Offset aluminum bushings (sold separately) allow for plenty of adjustment options.



Insert Bushings

ALL60080 Centered Bushings (Pair)

ALL60081 1/8" Offset Bushings (Pair)

ALL60082 1/4" Offset Bushings (Pair)

ALL60083 3/8" Offset Bushings (Pair)

ALL60084 1/2" Offset Bushings (Pair)

Individual Components

ALL60078 Slotted Upper Brackets (Pair)

ALL18612 Reducer Spacers For 5/8" Rod End

ALL16490 Hex Head Bolts 1/2"-20 x 3", Grade 5, 5-Pack

ALL16074-10 Thin Nyloc Insert Nuts 1/2"-20, 10-Pack

Upper Control Arm Brackets

ALL60025

Stamped 3/16" mild steel brackets weld to chassis as a mounting point for upper control arm. Brackets have two 5/8" holes, spaced 7/8" apart for adjustment. May be trimmed to desired height. Package of 2.



Lightweight, Low Friction Lower Control Arm Bushings

Designed specifically for racing these bushings feature a lightweight housing with 2 steel inner bushings, machined so they can be tightened without binding. O-rings on each side help keep the bushings in place while installing and also help keep dirt out. Bushings should be disassembled and reassembled with a good quality wheel bearing grease prior to installation.



ALL56228

Chevelle 1964 - 1974

ALL56227 Front

ALL56229 Rear

Metric 1978 - 1988

ALL56228 Front

ALL56229 Rear



ALL56229

Steel Control Arm Bushings

Allstar Steel Control Arm Bushings replace stock rubber bushings and eliminate deflection, a common problem with original equipment bushings.



ALL56230

Lower Control Arm Bushing Applications

Part No.	Application	Bushing Position	O.D.	UHL	Hole Size
Chevelle, Monte Carlo, GM Intermediates					
ALL56230	1964-66	Front (2nd Design)	1.345"	2.100"	.500"
	1967-74	Front	1.345"	2.100"	.500"
ALL56232	1964-66	Front (1st Design)	1.645"	2.100"	.500"
	1975-77	Front	1.645"	2.100"	.500"
	1964-72	Rear	1.645"	2.100"	.500"
	1978-88	Rear	1.645"	2.100"	.500"
	—	—	1.645"	2.100"	.562"
ALL56233	—	—	1.645"	2.100"	.562"
ALL56234	1973-77	Rear	1.900"	2.100"	.500"
ALL56235	—	—	1.900"	2.100"	.562"
ALL56236	1978-88	Front	1.440"	2.750"	.500"
Camaro, Firebird					
ALL56230	1967-74	Front	1.345"	2.100"	.500"
ALL56232	1975-81	Front	1.645"	2.100"	.500"
	1967-72	Rear	1.645"	2.100"	.500"
ALL56234	1973-88	Rear	1.900"	2.100"	.500"
ALL56236	1982-92	Front	1.440"	2.750"	.500"

Upper Control Arm Bushing Applications

Part No.	Application	Bushing Position	O.D.	UHL	Hole Size
Chevelle, Monte Carlo, GM Intermediates					
ALL56238	1967-72	All	1.275"	1.250"	.675"
ALL56240	1978-88	All	1.530"	1.500"	.695"
ALL56242	1973-77	Front	1.394"	1.500"	.690"
ALL56244	1973-77	Rear	1.311"	1.425"	.690"
Camaro, Firebird					
ALL56238	1967-69	All	1.275"	1.250"	.675"
ALL56242	1974-79	Front	1.394"	1.500"	.690"
ALL56244	1974-79	Rear	1.311"	1.425"	.690"

Roller Bearing Lower Control Arm Bushings

Free up stock front suspensions and help prevent binding commonly found with stock rubber and steel insert bushings. Steel bodied bushings are complete with needle roller bearings and hardened inserts that are ready to install and do not require special mounting hardware. All bushings have 1/2" I.D. mounting holes.



ALL56223



Part No.	Application	Bushing Position	O.D.	UHL	Hole Size
Chevelle, Monte Carlo, GM Intermediates					
ALL56221	1964-66	Front (2nd Design)	1.345"	2.100"	.500"
	1967-74	Front	1.345"	2.100"	.500"
ALL56222	1964-66	Front (1st Design)	1.645"	2.100"	.500"
	1975-77	Front	1.645"	2.100"	.500"
	1964-72	Rear	1.645"	2.100"	.500"
	1978-88	Rear	1.645"	2.100"	.500"
ALL56223	1973-77	Rear	1.900"	2.100"	.500"
ALL56224	1978-88	Front	1.440"	2.750"	.500"
Camaro, Firebird					
ALL56221	1967-74	Front	1.345"	2.100"	.500"
ALL56222	1975-81	Front	1.645"	2.100"	.500"
	1967-72	Rear	1.645"	2.100"	.500"
ALL56223	1973-88	Rear	1.900"	2.100"	.500"
ALL56224	1982-92	Front	1.440"	2.750"	.500"

Replacement Parts

ALL99250 Thrust Bearing Set

Related Parts

ALL56226 Nylon Bushing Kit

(Optional bushings to replace roller bearings when conforming to some sanctioning body rules.)



1978-88 Metric Front Lower Control Arms

Reproduction of the originals, these arms are a direct replacement for 1978-88 metric chassis and accept stock ball joints.

ALL57804 RH

ALL57805 LH



ALL57805

1964-72 Chevelle Lower Control Arms

Reproduction 1964-72 A-body lower control arms are coated and have the same fit and appearance as the factory arms. Both versions are made to meet the same tolerance as the original. The deluxe arms have a more precise spring pocket for more consistent suspension geometry. They also accept the larger wire diameter of heavier rated racing springs.

ALL57800 RH

ALL57801 LH

ALL57802 RH Deluxe

ALL57803 LH Deluxe



ALL57801
ALL57803

Ball Joint Adapter Sleeve

ALL56256

Adapter sleeve is ideal for modifying stock style Chevelle lower control arms to accept a screw-in style ball joint. Adapter sleeve has an O.D. of 2.010" to take the place of a press-in style ball joint (ALL56210/K5103) allowing for installation of a screw in style ALL56214 with a 1-1/2" taper/ft. pin or ALL56049 with a 2" taper/ft. pin ball joint. Note: Modifications to control arms may be necessary for proper fit of sleeve. Sleeve must be welded to the control arm after installation.



TECH TIP

To minimize distortion of sleeve during press-in, it is recommended that the ball joint be threaded into sleeve during press-in procedure.

Spring Ramp ALL56326

Ramp welds to the flat spring pocket area of aftermarket control arms to support the open end of conventional 5" or 5-1/2" springs, allowing springs to be used in the traditional position.



Chevelle Tubular Lower Control Arms – Helix Bottom



ALL57810
ALL57812



ALL57811
ALL57813

Heavy duty control arms are made with 1-1/4" D.O.M. tubing with 1" D.O.M. cross bracing. Helix bottom correctly positions 5" or 5-1/2" conventional spring for proper performance. Black powder coated with high quality rod ends and separate shock bracket which will require welding or bolting onto the arm. Rod end spacer kit is required to adapt rod end to fit in the stock frame mount (sold separately). These lower control arms are intended for racing and will not accept stock style lower ball joints.

Press-In Ball Joint Control Arms (Use ALL56212/K6117)

ALL57810 RH

ALL57811 LH

Screw-In Ball Joint Control Arms (Use ALL56216/K727)

ALL57812 RH

ALL57814 RH 1" Longer

ALL57813 LH

Related Part

ALL56322 '68-72 Chevelle A-arm Spacer Kit, 4-Pieces

Tubular Lower Control Arms – Flat Bottom

Heavy duty control arms are made with 1-1/4" D.O.M. tubing and 1" D.O.M. cross bracing. Flat bottom design works with 5" or 5-1/2" conventional springs which must be mounted with the closed end seated in the control arm and the open end in the upper spring cup or a spring ramp (sold separately) may be welded onto the lower plate to place the open end down. Black powder coated arms feature high quality rod ends and separate shock bracket which will require welding or bolting onto arm. Rod end spacer kit is required to adapt rod end to fit in the stock frame mount (sold separately). These lower control arms are intended for racing and will not accept stock style lower ball joints.



Press-In Ball Joint Control Arms (Use ALL56212/K6117)

- ALL56320** RH, '64-72 Chevelle
- ALL56328** RH, '64-72 Chevelle 1" Longer
- ALL56321** LH, '64-72 Chevelle
- ALL56323** RH, '68-74 Nova
- ALL56324** LH, '68-74 Nova

Related Parts

- ALL56322** '68-72 Chevelle A-arm Spacer Kit, 4-Pieces
- ALL56325** '68-74 Nova A-arm Spacer Kit, 5-Pieces
- ALL56326** Spring Ramp (Helix)



Note: Ball joints should be tack welded into lower control arm after assembly.

Lower Control Arm Limit Clamps

Clamps fasten around tubular lower control arms providing a lower mounting point for a suspension limit chain. Aluminum Clamps are double shear style and accept 5/16" hardware.



- ALL68340** 1"
- ALL68341** 1-1/8"
- ALL68342** 1-1/4"

Lower Control Arm Kits

Universal kits are 2" longer than standard arms and must be cut to length before welding slug into place. Ball joint sold separately.

- ALL56186** LH Kit, Use With Screw-In Ball Joint (ALL56216)
- ALL56187** RH Kit, Use With Screw-In Ball Joint (ALL56216)



Double Adjusters

Steel double adjusters increase adjustment capability of control arms, trailing arms, Panhard bars, tie rod ends and other items using threaded tube. Adjuster includes one LH and one RH jam nut.




- ALL56196** 5/8"-18 RH Male/LH Male, 4-1/4" Long
- ALL56197** 3/4"-16 RH Male/LH Male, 5" Long
- ALL56198** 5/8"-18 RH Male/LH Female, 4" Long
- ALL56199** 5/8"-18 LH Male/RH Female, 4" Long

Coarse Thread Weight Jack Bolts


Weight jack bolts have 1"-8 threads for quick adjustment. Use with ALL56113, ALL56114 and ALL56115 style spring plates.

- ALL56106** 8" Steel
- ALL56107** 11" Steel



Weight Jack Bolts With Internal Thread

Bolts have a 7/16"-20 internal thread on one end for use with bolt-on and swiveler spring cups. Coarse thread bolts have 1"-8 outer threads while fine thread bolts are 1-1/8"-12.



Coarse Thread 1"-8 With 3/4" Hex

- ALL56094** 4" Steel
- ALL56095** 6" Steel
- ALL56066** 8" Steel
- ALL56067** 11" Steel



Fine Thread 1-1/8"-12 With 1/2" Square Drive

- ALL56090** 6" Aluminum
- ALL56091** 8" Aluminum
- ALL56092** 6" Steel
- ALL56093** 8" Steel



Jam Nuts For Jack Bolts

Steel jam nuts for jack bolts



- ALL56068** 1"-8 (Coarse) 1-1/8" Wrench
- ALL56110** 1"-8 (Coarse) 1-1/2" Wrench
- ALL99052** 1-1/8"-12 (Fine) 1-3/8" Wrench

Weight Jack Bolt Collars

Steel collar typically welds onto frame or chassis for installation of a threaded jack bolt. Collar includes grease fitting.



- ALL56099** 1"-8
- ALL56098** 1-1/8"-12

Weight Jack Bolt Sleeves

Weld-in mild steel sleeve provides a mounting point for jack bolts or adjustable shock mounts. Sleeves are 2" long and have a 1-3/8" O.D. for welding onto chassis tubing.



- ALL56109** 1"-8, Coarse Thread
- ALL56073** 1-1/8"-12, Fine Thread

Weight Jack Plate **ALL56112**


Heavy-duty steel plate has a threaded boss welded to the center to accept jack bolts with 1"-8 coarse threads. O.D. is 5".



Coarse Thread Nut With Sleeve

ALL56111

Steel coarse thread nut with sleeve has 1"-8 coarse threads.





Coil-Over Load Bolt Assembly

ALL56074

Threaded aluminum bolt is 6" long with 1-1/8"-12 fine threads and is commonly used on big bar, soft spring cars. Load bolt offers the ability to easily change corner weights, change the center-to-center distance of the shock, adjust bump stop distances without adding shims and adjust ride height without running out of shock travel. Commonly used with ALL56098 threaded sleeve.

ALL56075 Replacement Shock End



Upper Spring Cups

Steel cups work with most 5" and 5-1/2" O.D. springs and either 1" or 1-1/8" jack bolts.

ALL56114 Standard Cup For 5" Spring

ALL56115 Oversized Cup For 5-1/2" Spring



ALL56114

Lightweight

Upper Spring Cup ALL56113

Lightweight steel cup works with most 5" and 5-1/2" O.D. springs and either 1" or 1-1/8" jack bolts.



Bolt-On Upper Spring Cup

ALL56097

Steel cup bolts to internal thread jack bolt and keeps 5" or 5-1/2" spring centered to the jack bolt.



Bolt-On Spring Cup

ALL56117

Aluminum cup for 5" spring features a 1/2" mounting hole for use with internal threaded jack bolts, used as a rear lower cup or modified to fit shock shafts.



Extended Length "Swiveler" Spring Cup ALL56079

Extended length cup helps keep spring centered. Also keeps spring from falling out on some modern day long drop suspension packages.



"Swiveler" Spring Cups

Swiveler cup is used in place of a standard upper spring plate and weight jack bolt on vehicles using conventional style coil springs. Mono-ball stud mount allows cup to pivot as needed to prevent binding during suspension travel and requires a weight jack bolt with a 7/16"-20 internal threaded end for proper installation.

Welded Style ALL56080

The sleeve and top are welded together on this unit to fit most applications using a 5" conventional spring.



Pro-Series

Components bolt together to select the desired spring top plate and sleeve separately to build custom size cups.

ALL56077 Spring Top Plate For 5" Spring

ALL56078 Spring Top Plate For 5-1/2" Spring

ALL56086 3-1/4" Spring Sleeve

ALL56087 3-1/2" Spring Sleeve


ALL56088 3-3/4" Spring Sleeve

ALL56089 4" Spring Sleeve

ALL56085 4-1/4" Spring Sleeve



ALL56077



ALL56086

Coil Spring Spacer ALL56116

Spacer for 5" racing spring welds into spring pocket enabling chassis adjustments to Street Stock and other race cars that are not allowed to use weight jack bolts or threaded adjusters. 3" tall spacer may be cut to desired height before installation. Use coil shim spacers ALL56120 and ALL56121 to make chassis adjustments.



Coil Spring Shims

Used with ALL56116, or whenever weight jack bolts are not allowed, to raise car height for set-up purposes. 5" diameter, 3-5/8" I.D.

ALL56120 3/16" Shim

ALL56121 1/8" Shim



Adjustable Coil Spring Spacers

Adjustable spacers for 5" racing springs weld into spring pockets enabling chassis adjustments to street stock and other race cars that are not allowed to use weight jack bolts.

ALL56118 All Steel Adjuster

ALL56119 Steel Sleeve With Alum. Adj. Nut



ALL56118



ALL56119

Sway Bar Bolts

Bolts have 7/8"-9 threads and are available in a fixed or swivel end design. Swivel end bolts have a 1/2" square drive end for quick and easy adjustments.



Part No.	Description	Eye I.D.	Eye O.D.	Eye Width	Eye Center To End Of Threads
ALL56070	Steel Swivel	1-5/8"	2"	1-1/8"	11-1/2"
ALL56071	Steel Swivel	2"	2-3/4"	1-1/8"	12"
ALL56100	Steel Non-Swivel	1-5/8"	2"	1-1/8"	10-1/2"

Related Parts

ALL18266 Lock Nut For ALL56100-56102

ALL56072 Weld Nut For ALL56070-56071



ALL56072

Adjustable Sway Bar Bolt Kit

ALL56103

Kit includes a 3-5/8" long sleeve that welds into frame rail with a locking collar to prevent movement. Adjustment bolt has 4" of travel and adjusts with a 1/2" square drive ratchet. Inside eye diameter 1-1/2".


Replacement Part

ALL99020 Adjuster Bolt With Eye End



Adjustable Sway Bar Arms

Kit includes a CNC-machined aluminum adjuster and a 17-1/2" long steel arm. Adjuster is available in 30° or zero drop with 1-1/4" x 49-spline or 1-1/2" x 48-spline. On cars with limited ground clearance, the zero drop kit positions the arm at the center line of the adjuster for additional ground clearance. Adjustment bolt has detents to lock at each half turn.




ALL56380

ALL56382

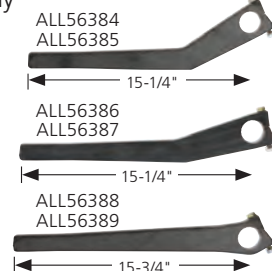
Description	Spline	Complete Assembly	Adjuster Assembly	Side Plate Only
RH 30° Drop	1-1/4" x 49	ALL56380	ALL99470	ALL99471
RH 30° Drop	1-1/2" x 48	ALL56381	ALL99472	ALL99473
RH Zero Drop	1-1/4" x 49	ALL56382	ALL99474	ALL99475
RH Zero Drop	1-1/2" x 48	ALL56383	ALL99476	ALL99477

Sway Bar Arms

Splined sway bar arms are made from 3/4" thick mild steel. Arms are available straight or in 15° or 30° drop. Arms can be cut to length and bent to fit any width chassis. Includes pinch bolt.



Part No.	Description	Spline
ALL56384	30° Drop	1-1/4" x 49
ALL56385	30° Drop	1-1/2" x 48
ALL56386	15° Drop	1-1/4" x 49
ALL56387	15° Drop	1-1/2" x 48
ALL56388	Straight	1-1/4" x 49
ALL56389	Straight	1-1/2" x 48



Shock Travel Indicator Kits

Check compression and rebound travel of coil-over shocks at a glance. Clamp aluminum bracket portion of the kit directly to the coil-over sleeve or shock body and attach the other end to the existing shock eye bolt or under spring cup. May be used with most coil-over and non-coil-over shocks. Clamp is included.

ALL60094 Kit For Use With 2-1/2" Spring

ALL60095 Kit For Use With 3" Barrel or 5" Springs



ALL60094

ALL60095

Ground Clearance Indicator

ALL10725

Determine how close the frame is to the ground on the race track. This unique kit features an aluminum bracket that rivets to the frame with an adjustable 4" plastic wear rod.



Replacement Part

ALL10726 Wear Rods, 4-Pack



Andy Bozell



Dale McDowell



Quick Adjust External Bump Stop Kit

External bump stop allows adjustment of suspension travel separate from the coil-over unit. The detented adjuster nut can be turned on the rod end for quick engagement adjustment. Each half turn equals 1/16" eliminating the need for packer shims. Bump stop bolts to the outside of lower control arm and to an upper chassis location (may need to drill a hole or use a clamp on bracket). Fine tune vehicle set-up by adjusting the upper bushing plate. Includes built-in travel indicator and two yellow 75 durometer bushings. Will also accept bump springs with 5/8" I.D. retainers (not included)

ALL56361 Bump Stop w/ Bushings
ALL56360 Bump Stop w/o Bushings



Ride Height Set-Up Stick

ALL10658

Stick replaces the coil over shock and spring assembly during maintenance. Stick has many uses and may be adjusted to check settings at normal ride height, in race attitude or on the bump stops to evaluate suspension travel. Adjusts from 15" to 24", measured at the center of rod ends.



Shock Racks

Shock rack holds four shocks with 2-1/2" springs and easily mounts to trailer, shop wall or pit cart. Rack is designed to hold shocks in place by pushing shock rod end or eye over the outer O-ring or alternatively, the outer O-ring may be removed to expose a predrilled hole for a hairpin clip such as ALL18442, sold separately.

ALL12212 Standard Rack
ALL12211 Adjustable Base Rack

Extended Length Shock Rack Pin

ALL12215

Extended length pin replaces the pin used on our standard and adjustable shock racks allowing a shock or eliminator with a 5" spring to be mounted to the rack. Pins are also ideal for creating custom mounting for use on toolboxes or pit carts. The outer O-ring may be removed to expose a predrilled hole for a hairpin clip such as ALL18442, sold separately.



Shock Eye Socket **ALL64255**

The ideal tool for shock rebuilders or anyone that disassembles shocks on a regular basis! Unique socket safely removes and installs the shock rod end without risk of damage to the spherical ball. Steel socket contacts the outer housing of 1/2" rod ends up to .640" wide and has a 1/2" drive for ratchet or impact use.



Shock Inflation Tool **ALL64260**

Shock inflation tool threads onto shock Schrader valves. Fill valve and 0-300 PSI gauge head independently rotate a full 360°, for easy filling and reading. Complete with built-in bleeder and includes a protective storage case.



Shock Workstation

ALL64264

The all-in-one shock workstation holds most shock bodies in the upright position for ease of shaft removal or assembly and holds shock shafts vertical or horizontal for easier repairs and re-valving. Aluminum workstation can be placed in a vise, bench mounted using optional mounting bracket or custom mounted using 1/4" fasteners.



Shock Workstation Base **ALL64267**

Steel base is helpful when mounting Allstar shock workstation (ALL64264) in a trailer or to a shop workbench. Mounting hardware included.



Tyler Courtney

14mm Bump Stop Kit

ALL64360

Kit makes it easy to start using bump stops. Includes a selection of 20 bump stop pucks ranging from 50 to 75 durometer, 8 backing washers and 16 packer shims in a simple plastic carrying case.



16mm Bump Stop Kit

ALL64320

Kit makes it easy to start using bump stops. Includes a selection of 20 bump stop pucks ranging from 50 to 75 durometer, 8 backing washers and 16 packer shims in a simple plastic carrying case.



Bump Stop Pucks - 14mm

Pucks are replacement components found in ALL64360 bump stop kit, in addition to other durometer ratings for even more adjustability. 2" O.D. pucks have a 1/2" I.D. hole suitable for 14mm shocks as well as many other uses, including suspension limiters.



Bump Stop Pucks	1/2" Tall	3/4" Tall	1" Tall
40dr Brown	ALL64367	ALL64368	ALL64369
50dr Green	ALL64370	ALL64371	ALL64372
55dr Orange	ALL64373	ALL64374	ALL64375
60dr Purple	ALL64376	ALL64377	ALL64378
65dr Black	ALL64379	ALL64380	ALL64381
75dr Yellow	ALL64384	ALL64385	ALL64386

Bump Stop Pucks - 16mm

Pucks are replacement components found in ALL64320 Bump Stop Kit, in addition to other durometer ratings for even more adjustability. 2.10" O.D. pucks have a 5/8" I.D. hole suitable for 16mm shocks as well as many other uses, including suspension limiters.



Bump Stop Pucks	1/2" Tall	3/4" Tall	1" Tall
40dr Brown	ALL64327	ALL64328	ALL64329
50dr Green	ALL64330	ALL64331	ALL64332
55dr Orange	ALL64333	ALL64334	ALL64335
60dr Purple	ALL64336	ALL64337	ALL64338
65dr Black	ALL64339	ALL64340	ALL64341
75dr Yellow	ALL64344	ALL64345	ALL64346

Aluminum Backing Washer ALL64366

Aluminum washer is designed for use with 14mm bump stop pucks, as a backer washer or many other uses. Washer has a 2-1/4" O.D., 1/2" I.D. and is 3/16" thick.



Aluminum Backing Washer ALL64326

Aluminum washer is designed for use with 16mm bump stop pucks, as a backer washer or many other uses. Washer has a 2-1/4" O.D., 5/8" I.D. and is 3/16" thick.



Bump Stop Shims - 14mm

Place within the bump stop stack to limit suspension travel. 2" O.D. shims work with most 14mm shocks.

ALL64364..... 1/16" Shim

ALL64365..... 1/8" Shim



Bump Stop Shims - 16mm

Place within the bump stop stack to limit suspension travel. 2" O.D. shims work with most 16mm shocks.

ALL64323..... 1/32" Shim

ALL64324..... 1/16" Shim

ALL64325..... 1/8" Shim



Shock Bump Covers

These neoprene covers are perfect for protecting shock shafts and covering bump set ups. Fit 2" O.D. shocks. Not for use with coil over springs.

ALL64215..... 8" Tall Cover

ALL64216..... 12" Tall Cover

ALL64218..... 16" Tall Cover



Bump Stop Components For Bilstein Shocks

Many bump stop options are available today. These components are for use with Bilstein shocks.

ALL64274.... Bump Stop Lower Support For Roller Skate Wheel Stops

ALL64275.... Bump Stop Cup Fits The Bilstein Rod End

ALL64276.... Rod Guide Protector Puts The Bump Stop Forces Into The Shock Body, Not The Rod Guide

ALL64277.... Splitter Washer Used To Separate Stops On Stacked Stop Setups





Roller Skate Wheel Bump Stops

Poly bump stops are 1" tall with a 5/8" diameter hole.

ALL64510 50 Durometer

ALL64511 55 Durometer

ALL64512 60 Durometer

ALL64514 70 Durometer

Adjustable Poly Bump Stop Kit

ALL64505

Polyurethane bump stop is weather resistant and easily adjustable by adding packers to the inner ring. Five 1/16" thick packer shims included in the kit.



Shock Bump Rubbers

Conical bump rubbers fit on most shock shafts up to 16mm to limit shock travel. Bump rubbers are 2-3/8" tall and have a 2" O.D. base. A letter designation is molded in the bottom to identify compound.

ALL64500 Soft (40 grams)

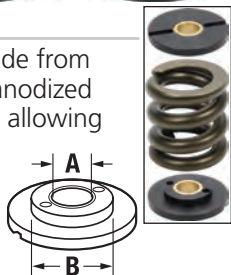
ALL64501 Medium (50 grams)

ALL64502 Hard (55 grams)



Bump Spring Cups

Lightweight bump spring cups are made from 6061-T6 aluminum and have a black anodized finish. Cups feature a bronze bushing, allowing the shock shaft to move freely during suspension travel. Cups have a 2" O.D. sized for Hypercoil and most Landrum bump springs. Two are required and should closely match bump spring I.D. size to appropriate bump spring cup step O.D. size from chart. Sold each.



Shaft Sz. "A"	Cup Step OD "B"		
	1.160"	1.200"	1.280"
14mm	ALL64348	ALL64349	ALL64350
1/2"	ALL64352	ALL64353	ALL64354
16mm, 5/8"	ALL64356	ALL64357	ALL64358



Sheldon Haudenschild

Shock Shims

Uniquely designed shock shims are placed directly onto the shock shaft to simplify fine tuning of the chassis without disassembling the shock or even removing the shock from the chassis. Kits include a variety of shim designs and sizes for convenient tuning and set-up.



ALL64404

Size	Starter Kit	Standard Kit	Deluxe Kit
14mm	ALL64400	ALL64402	ALL64404
16mm	ALL64440	ALL64442	ALL64444

Starter Kit

Includes: U-Shaped Shims 1/16" (4 pcs), 1/8" (4 pcs) and 3/8" (2 pcs); Semi-Solid Shims 1/16" (4 pcs) and 1/8" (4 pcs).

Standard Kit

Includes: U-Shaped Shims 1/16" (12 pcs), 1/8" (12 pcs) and 3/8" (6 pcs); Semi-Solid Shims 1/16" (12 pcs) and 1/8" (12 pcs); 2-Piece Collar Shims 1/2" (2 pcs), 3/4" (2 pcs) and 1" (2 pcs); Storage Case.

Deluxe Kit

Includes: U-Shaped Shims 1/16" (12 pcs), 1/8" (24 pcs) and 3/8" (10 pcs); Semi-Solid Shims 1/16" (12 pcs) and 1/8" (24 pcs); 2-Piece Collar Shims 1/2" (6 pcs), 3/4" (6 pcs) and 1" (6 pcs); Storage Case.

Shock Shim Components

U-Shaped Shims - Designed for quick removal and installation into tight stacks and locations where twisting the shim into the stack is not an option or when the car is on the ground. Commonly used for fine tuning the suspension.



ALL64412

Semi-Solid Shims - Designed for quick removal, providing a secure installation that will not fall out yet requires 3/4" of space to install or remove. Typically installed when the vehicle is off the ground. Commonly used for fine tuning the suspension.



ALL64416

2-Piece Collar Shims - Designed to attach around the shaft of the shock and secure in place with a zip tie. Commonly used during initial set-up or to take up a large amount of travel.



ALL64420

Description	2-Pack	10-Pack	25-Pack
14mm (.550")			
U-Shaped Shim 1/16"	—	ALL64410	ALL64410-25
U-Shaped Shim 1/8"	—	ALL64412	ALL64412-25
U-Shaped Shim 3/8"	—	ALL64414	ALL64414-25
Semi-Solid Shim 1/16"	—	ALL64416	ALL64416-25
Semi-Solid Shim 1/8"	—	ALL64418	ALL64418-25
2-Piece Collar Shim Kit 1/2"	ALL64420	ALL64420-10	—
2-Piece Collar Shim Kit 3/4"	ALL64422	ALL64422-10	—
2-Piece Collar Shim Kit 1"	ALL64424	ALL64424-10	—
16mm (.630")			
U-Shaped Shim 1/16"	—	ALL64450	ALL64450-25
U-Shaped Shim 1/8"	—	ALL64452	ALL64452-25
U-Shaped Shim 3/8"	—	ALL64454	ALL64454-25
Semi-Solid Shim 1/16"	—	ALL64456	ALL64456-25
Semi-Solid Shim 1/8"	—	ALL64458	ALL64458-25
2-Piece Collar Shim Kit 1/2"	ALL64460	ALL64460-10	—
2-Piece Collar Shim Kit 3/4"	ALL64462	ALL64462-10	—
2-Piece Collar Shim Kit 1"	ALL64464	ALL64464-10	—



2.5" Coil-Over Kits

Kits include everything to assemble one complete shock. Slotted tops allow quick and easy spring changes. Kits are for 2-1/2" coil-over springs and are designed for use with 2" steel bodied shocks unless specified.



ALL64141

Shock	Kit Number	Replacement Top	Replacement 5" Sleeve	Replacement 7" Sleeve	Replacement Adjuster Nut
AFCO					
Kit With 7" Sleeve	ALL64141	ALL64170	ALL64160	ALL64161	ALL64180
Bilstein					
Kit With 7" Sleeve	ALL64143	ALL64171	ALL64162	ALL64163	ALL64180
Fox					
Kit With 7" Sleeve	ALL64130	ALL64177	-	ALL64164	ALL64180
Integra					
(Avenger) Kit With 7" Sleeve	ALL64158	-	-	-	ALL64180
Kit For Aluminum Threaded Body	ALL64157	-	-	-	-
JRI					
Kit With 7" Sleeve	ALL64136	ALL64178	-	ALL64169	ALL64180
Koni					
Kit With 5" Sleeve	ALL64146	ALL64173	ALL64162	ALL64163	ALL64180
Kit With 7" Sleeve	ALL64147	ALL64173	ALL64162	ALL64163	ALL64180
Penske					
Kit With 7" Sleeve	ALL64149	ALL64174	ALL64162	ALL64163	ALL64180
Pro					
Kit With 7" Sleeve	ALL64151	ALL64175	-	ALL64165	ALL64180
QA1					
(50 Series) Kit With 7" Sleeve	ALL64145	ALL64172	-	ALL64165	ALL64180
Kit For Aluminum Smooth Body w/7" Sleeve	ALL64154	ALL64172	-	ALL64167	ALL64180

Related Products

ALL64182 2-1/5" C/O Diaper Pin

ALL64183 Snap Ring Flat (Koni)

ALL64184 Snap Ring Round

ALL64186 Snap Ring (Fox)



ALL64182



ALL64183



ALL64184



ALL64186

5" Coil-Over Adapter

ALL64185

Aluminum adapter converts existing coil-over kit from a 2-1/2" spring to a 5" spring. Adapter inner hole I.D. is 2-1/2" to work with most coil-over sleeves. Sold each, two are typically required.



Shock Extensions

Steel extensions fasten directly to shock shaft for added suspension travel. Sold each.

M12-1.0 Thread (Bilstein)

ALL60096 1" Extension

ALL60097 2" Extension

7/16"-20 Thread (Fox)

ALL60098 1" Extension

ALL60099 2" Extension



Spring Spacers



Spring Spacers can be used with 2-1/2" coil-over springs or with coil-over kits and 5" adapter when extra spacing is needed. Spacers have a 3.5 O.D.

ALL64195 1" Spacer

ALL64196 2" Spacer

ALL64197 3" Spacer

Shock Canister Mounts

At last, a shock canister mount that fits all common shock canisters. Aluminum construction mount is rubber padded to protect shock canister and increase holding strength. Adjustable quick release nylon strap will secure any shock canister from 1-1/2" to 3" in diameter.

ALL64270 1-1/4" Tubing

ALL64269 1-3/8" Tubing

ALL64271 1-1/2" Tubing

ALL64272 1-3/4" Tubing

ALL64273 Flat Panel

Replacement Parts

ALL99295 Release Pin

ALL99296 Retainer Strap



ALL64270

ALL64273



Spring Pre-Loader

Pre-loader allows use of a softer spring rate that is "pre-loaded" at ride height. The pre-loaded spring will have less rate increase as the suspension travels. For example, a 150 lb./in. spring can be pre-loaded to 400 lbs. at ride height, but still only increases at a rate of 150 lb./in. as suspension travels. The entire unit may also be exchanged with another unit with a different rate spring pre-installed to allow spring rate changes without affecting ride height. Commonly used on the rear coil-overs, pre-loader requires 3" I.D. spring, includes a thrust bearing set and fits most shocks. Note: Unit is typically installed with slotted inner half towards the shock body. Always check components for possible interference.

- ALL64230** Pre-Loader For 10" Tall Spring
- ALL64232** Pre-Loader For 12" Tall Spring
- ALL64234** Pre-Loader For 14" Tall Spring
- ALL64212** Replacement 3" Bearing Set

Related Parts

- ALL11187** Pre-Loader Body Wrench
- ALL11188** Pre-Loader Nut Wrench



Thrust Bearing Kits

Bearing kits are placed between the coil spring and the adjuster nut to reduce friction when making adjustments. Kits are recommended for preloaded spring assemblies or when springs require adjustment while they are under pressure. Kits include one bearing and two races.

- ALL64210** 2.5" Kit (2.5" I.D. x 3.25" O.D.)
- ALL64212** 3" Kit (3.025" I.D. x 3.730" O.D.)
- ALL64214** 5" Kit (4.150" I.D. x 5.045" O.D.)



Hydraulic 2-1/2" Coil-Over Spring Adjuster

ALL64220

Weight jack assembly allows driver to adjust car handling while driving. Turning the adjustment knob will extend spring cup up to 7/8" to increase or decrease spring pressure. Assembly includes hydraulic ram, hydraulic pump with adjustment knob, 9' braided hose, and two washers for use with standard or threaded body shocks. Black anodized finish.

Replacement Part

- ALL64222** O-Ring Kit For ALL64220



Shock Protectors

Plastic shock protectors slide over aluminum threaded body shock to protect against wear from spring. Protector measures 6" from spring seat to end, has an I.D. that measures 2-1/4" and works with all 2-1/2" I.D. springs. Unit should just cover shock body and may need to be cut to specific length.

- ALL64200** Blue
- ALL64201** Black



Shock Protectors

Shock Protectors add extra protection from rocks and debris to your shock body. Plastic protector simply snaps onto your shock body. May need to be cut to length. Sold each.

- ALL64202** 2" Standard Body Shocks
- ALL64203** 1-5/8" Small Body Shocks



Shock Shaft Boot **ALL64198**

Rubber bellows style boot is 10" long, one end has an 1-1/4" opening while the other is 2". Boot fits most non-coil-over shocks.



Shock And Pull Bar Covers

Neoprene covers help protect from rock damage and to keep components clean while preventing the competition from knowing your secrets. Hook-and-loop material allows easy cover removal for adjustments. 3" covers are often used for 2-1/2" and 3" coil-over shocks and small diameter upper links. 6" covers work well on 5" springs and pull bar applications.

- ALL64204** 3" x 14"
- ALL64205** 3" x 16"
- ALL64206** 6" x 7"
- ALL64207** 6" x 14"
- ALL64208** 6" x 16"
- ALL64209** 6" x 20"



Coil-Over Eliminators

Steel body coil-over eliminator is designed for use with 5" springs and features a removeable spring cup for easy spring changes, a large fine thread adjustment nut with a built-in detent and two 1/2" rod ends for mounting. Length listed is fully extended length with 10" of travel.

- ALL64112** Standard Length 26"
- ALL64113** Extended Length 28"

NEW

Weld-On Shock Brackets

Weld-on shock brackets mount standard and coil-over shocks with 1/2" I.D. inner bushing or 1/2" rod end to chassis as well as many other uses. 1/8" thick mild steel brackets include 1/2" bolt, spacer and locknut.

Notched Tube Mount


Bracket is notched for 1-1/2" – 1-3/4" round tubing to create a gusset style mount that welds on three sides. Notched design positions the bracket perpendicular to the tubing at a 90° angle for straight mount and approximately a 75° angle for angled mounts.

Straight Mount



- ALL60103** Short
- ALL60104** Long
- ALL60112** Long Two Position
- ALL60113** Extra Long Three Position

Angle Mount



- ALL60100** Left Hand
- ALL60101** Right Hand

Round Tube Mount

Bracket welds parallel onto tubing. Typically mounted above or below tubing and includes 1/2" shock mounting hardware. Mounting positions are on 1" centers.

- ALL60107** One Position
- ALL60114** Two Position
- ALL60115** Three Position



Flat Mount **ALL60106**

Bracket mounts to a flat surface or square tubing.



Shock Spacers

Steel spacers have a 1/2" I.D. and 3/4" O.D. and can be used in a variety of other locations.




Length	2-Pack	10-Pack	25-Pack
1/4"	ALL64280	ALL64280-10	ALL64280-25
1/2"	ALL64282	ALL64282-10	ALL64282-25
5/8"	ALL64283	ALL64283-10	ALL64283-25
3/4"	ALL64284	ALL64284-10	ALL64284-25

Shock Bracket Replacement Parts

- ALL99100** Bolt, locknut, and bushing
- ALL99101** Bushing only

Clamp-On Shock Brackets

Clamp-on shock brackets mount standard and coil-over shocks with 1/2" I.D. inner bushings to round tubing without welding. Easily add additional mount or pivot mount when experimenting or trying different set-ups. Standard brackets position the shock approximately 1" below the chassis tubing. Drop mount brackets position the shock approximately 2-1/2" below the chassis tubing. Brackets include mounting hardware with nyloc locking nuts.



Clamp-On

ALL60220 1-3/4"

ALL60221 1-1/2"

ALL60222 1-1/4"

Drop Mount Clamp-On

ALL60225 1-1/2"

Upper Coil-Over Shock Mount Kit


ALL60230

Weld-in kit provides a mounting point for rear coil-over shock mounts in tube, boxed or stock frames with up to 48" between frame rails. Great for drag racing and street applications, kit includes a 48" long, .120" wall x 1-1/2" mild steel tube, reinforced mounting tabs, 2" x 3" end plates and 1/2" hardware.



1/2" Rod End Mount **ALL60073**

3/16" thick steel mount with 1/2" holes accepts rod ends up to 5/8" wide. Mount is 1-5/8" tall overall.



Track Bar Locator Brackets

Track bar locator brackets are an ideal bolt-on mounting point for rod ends commonly found on Panhard bars, track bars or rear axle housing track locators. For use with 1/2" diameter rod ends. Available with a 5/8" or 3/4" bracket mounting hole.



ALL60079 5/8" Hole, 1" Gap

ALL60089 3/4" Hole, 1-3/16" Gap

Smart Tool **ALL10113**

Ensure that chassis tubing is level and plumb when building roll cages or checking driveshaft angles. A "hold" button freezes and unfreezes readings which can be displayed as degrees, percentages, or in./ft. at the push of a button. Plus and minus signs indicate when pitch is more or less than that shown on the display. Pitch reads in 1/8 in./ft. increments. Level emits a "beep" at level and plumb. The tool shuts off automatically if idle for more than six minutes. Powered by a standard 9 volt battery.



Steel Shock Quick Pin **ALL60108**

Steel shock quick pins allow coil-over shocks to be quickly serviced or changed. Works with Allstar coil-over brackets, eliminating the need for a separate bushing. Shock quick pins are 2-1/2" long and include a hairpin. Sold each.



Titanium Shock Quick Pins

Titanium shock quick pins allow coil-over shocks to be quickly serviced or changed. ALL17120 has a long shoulder and will work with Allstar coil-over brackets, eliminating the need for a separate bushing. ALL17121 is commonly used on non-bushing type brackets, but can be used with Allstar brackets along with bushing. Shock quick pins are 2-1/2" long and include a hairpin.


ALL17120 Quick Pin With Shoulder

ALL17121 Quick Pin Without Shoulder



Quick Release T-Handle Pins

Positive lock quick release pins hold tightly in place until the handle button is depressed, allowing the pin to be inserted or removed into or out of a hole with ease. Handles are made from 380 die cast aluminum, shanks are made from 4130 steel. Each pin is equipped with a stainless steel split ring, allowing the option to attach a cable assembly.



ALL60300 1/4" x 1"

ALL60301 1/4" x 1-1/2"

ALL60302 1/4" x 2"

ALL60304 5/16" x 1"

ALL60306 5/16" x 2"

ALL60308 5/16" x 3"

ALL60310 3/8" x 1"

ALL60312 3/8" x 2"

ALL60314 3/8" x 3"

ALL60318 1/2" x 2"

ALL60320 1/2" x 2-1/2"

ALL60322 1/2" x 3"


ALL60324 1/2" x 3-1/2"

Quick Pin Lock Collar

Steel lock collar provides a positive lock for quick release pins. Black coated collar with button head machine screw allows attachment of a securing device, like an Allstar lanyard (ALL18461 or ALL18463).

ALL60335 1/2" Collar With 10-32 Screw

ALL60336 5/8" Collar With 1/4"-28 Screw



Panhard Bar **ALL56148**

Panhard bar is formed from 1.250" tubing with 3/4"-16 threads in each end. Commonly used with 3/4" RH rod ends and clamp-on brackets (ALL60180 or ALL60181). This bar has a 32-3/4" center-to-center length (reference is figured including rod ends). Rod ends sold separately.

Cut-To-Fit J-Bar Style Panhard Bars

Cut-to-fit bar is an unwelded kit that allows building a custom length J-Bar with up to a 27" long center-to-center distance, enough to work with most chassis. Bar is formed from .250" wall, 1-1/2" diameter steel tubing, has a 4" drop, includes a threaded insert and rod ends.

- ALL56141** Bar With Standard Rod Ends
- ALL56142** Bar With Aircraft Rod Ends
- ALL56143** Replacement 3/4"-16 Insert



Standard Rod End



Aircraft Rod End

Adjustable J-Bar Style Panhard Bars

Bars are formed from 1-1/2" steel tubing and mount to the pinion rather than the axle tube to maintain adequate driveshaft clearance. J-bars have 3/4" rods ends and allow up to 2" of adjustment.

Part No.	Drop	Description
ALL56155	4"	17-1/2"-19-1/2", 6.2 Lbs.
ALL56156	4"	19-1/2"-21-1/2", 6.2 Lbs.
ALL56153	6"	17-1/2"-19-1/2", 6.7 Lbs.
ALL56154	6"	19-1/2"-21-1/2", 7.0 Lbs.

Replacement Parts

- ALL99050** Replacement Threaded Adjuster
- ALL99052** Adjuster Nut
- ALL58072** 3/4" Male Moly Rod End

Heavy Duty 3/4" Chrome Moly Rod Ends

Heavy duty or often referred to as "Aircraft Style", these 4130 chrome moly rod ends have larger bodies, making them thirty percent stronger than standard 3/4" rod ends. These rod ends are commonly used on Panhard bars and lower strut rods.



ALL99314 ALL99315

- ALL99314** RH Male, 3/4" x 3/4"-16
- ALL99315** RH Female, 3/4" x 3/4"-16

Panhard Bar/Third Link Brackets

Brackets have a built-in arch for adjustment of the Panhard bar or third link angle without changing the length of the arm. Brackets are 1/8" thick. Sold as a pair.

- ALL60162** .. 6-Hole Brackets With 1/2" Holes
- ALL60163** .. 6-Hole Brackets With 5/8" Holes
- ALL60165** .. 6-Hole Brackets With 3/4" Holes
- ALL60167** .. 5-Hole Brackets With 3/4" Holes



ALL60162 ALL60163
ALL60165

Clamp-On Panhard Bar Brackets

Adjustable steel or aluminum brackets clamp to square tubing, providing multiple Panhard bar mounting locations. Brackets are tapped for 3/4"-10 bolts. Steel brackets have outer holes 5" apart. Aluminum brackets have outer holes 5.5" apart. Hole measurements are center-to-center.



ALL60240



ALL60245

Steel Brackets

- ALL60240** For 2" x 2" Tubing
- ALL60244** For 1-1/2" x 1-1/2" Tubing

Aluminum Brackets

- ALL60243** Straight, 2.5 Lbs., For 2" x 2" Tubing
- ALL60245** Angled, 2.0 Lbs., For 2" x 2" Tubing

Mini Panhard Bar Clevis

Aluminum clevis clamps to mini sprint and midget chassis providing an adjustable mounting point for a panhard bar. Clevis includes 3/8" mounting hardware with a reducer bushing for mounting panhard bars with 1/2" rod ends.



- ALL60232** 1-1/8" I.D.
- ALL60233** 1-1/4" I.D.

Panhard Bar Clevis

Black anodized aluminum clevis clamps around a chassis tube and connects to the 3/4" rod end on the long end of a J-bar style Panhard bar. After loosening the two Allen bolts, the clamp may be slid up or down on the chassis tube to adjust the bar and change roll center.



ALL60183

- ALL60182** 1-1/2" I.D.
- ALL60183** 1-3/4" I.D.



Ryan King

Remote Adjustable Panhard Bar Mounts

Easily adjusted on frame side of Panhard bar, mount has a threaded shaft and fastens to 1-3/4" diameter tubing. Standard mount kit has 2" of adjustment, drop mount kit has 5" of adjustment. Each turn of the shaft moves mount .100". Extension rod may be mounted in rear window or decking for quick, easy adjustments from outside of the car. Mounting hardware and a 3/4" Panhard bar bolt are included.

ALL60270 Standard Mount Kit

ALL60273 Drop Mount Kit

Replacement Items:

ALL60272 Extension Rod With Bushing

ALL60274 Flange Bushing



ALL60270 ALL60273

Steel Radiused Climbing Style Frame Mount Panhard Bar Brackets

Steel climbing style adjuster mounts to chassis square tubing and permits Panhard/J-bar adjustment without removing or realigning spacers or tabs found on other mounts. Radiused slot eliminates the need to re-square the rear end after adjustments.

ALL60238 For 1-1/2" Tubing, Inside and Outside Mounting

ALL60239 For 2" Tubing, Inside and Outside Mounting



ALL60239

Climbing Style Frame Mount Panhard Bar Bracket

ALL60247

Easily adjust your Panhard bar with only one wrench! Climbing style adjuster allows any amount of adjustment without having to remove or re-align any spacer/tabs. Radiused slot so you don't have to re-square the rear end after adjustments. Aluminum bracket fits 2" x 2" tubing, center/inside mounting.




Max McLaughlin

Quick Change 5-Hole Panhard Bar Bracket **ALL60170**

Bracket mounts to all standard quick change rear ends with six bolts.

Made of 1/2" thick steel, bracket has five 3/4" Panhard bar mounting holes for up to 5" of adjustment.



Quick Change Panhard Bar Bracket **ALL60275**

Replaces the front seal plate/bearing retainer on most quick changes to add 4" of adjustment. Includes yoke seal, O-ring, spacers and 3/4" lock nut.

Replacement Part

ALL99112 Stud



Quick Change Panhard Bar Bracket **ALL60280**

Bracket has arched, serrated slots for easy adjustment. Designed by Scott Bloomquist.

Replacement Part

ALL60282 Replacement Bolt And Spacers



Quick Change Pinion Mount Panhard Bar Brackets

Pinion mounted brackets have a cam style adjuster for quick and easy setup of the Panhard or J-bar. Single cam adjuster features a cog style adjuster nut and threaded back nut that slides with adjuster for easy single wrench adjustment. Double cam adjuster has cog style front and rear adjusters that are keyed together for smooth adjustments. Aluminum mounts replace the front pinion plate on most quick change rear ends and the steel mount is used with the original pinion plate. Radiused mounting slots eliminate the need to adjust J-bar or Panhard bar length.

ALL60285 Aluminum Bracket, Single Sided, Single Cam

ALL60286 Aluminum Bracket, Double Sided, Single Cam

ALL60287 Single Sided Steel, Double Cam*

*Steel bracket designed for use with original or factory pinion plate




ALL60285

ALL60287

Climbing Pinion Cover Plate Kit **ALL72078**

Kit includes a 2-piece cover and mounting hardware to reduce mud build-up in the machined pocket area of Allstar aluminum pinion mount Panhard bar brackets.



Quick Change Bracket

ALL60181

Clamp-on bracket mounts on left side tube of quick change to connect Panhard bar. Change roll center height by loosening clamp and pivoting bracket up or down. Measures 11-3/4" from housing to end of bracket, 3/4"-16 threads. Grade 5 hardware with Nyloc nuts included.



Ford 9" Panhard Bar Bracket

ALL60180


Bracket connects Panhard bar to Ford 9" axle housing with 3" O.D. axle tubes. Roll center height can be changed by loosening clamp and pivoting bracket up or down. Measures 7-3/4" from housing to end of bracket, 3/4"-16 threads. Grade 5 hardware with Nyloc nuts included.



Ford 9" Panhard Bar Bracket

ALL60176

Ford center section bracket is 1/2" thick steel with four 3/4"-16 mounting holes to provide 3-3/8" of adjustment.



Adjustable Panhard Bar Mounting Bracket **ALL60185**

Bracket welds onto the rear of a 3" steel axle tube to mount a Panhard bar behind the axle housing. A machined 6" slot with a sliding retainer nut makes it possible to change roll center by adjusting Panhard bar angle with only one wrench. Bracket includes a 3" x 3/4"-10 bolt, two 5/16" wide spacers and a flat washer.



Ford 9" Upper Link Brackets


ALL60157

Brackets are designed to weld to most Ford 9" style center sections. Steel brackets are 3/16" thick and provide multiple mounting locations for 90/10 shock, upper link, third link or pull bar. Sold as a set.



Ford 9" Upper Link Brackets

Ford 9" housing brackets provide a mounting point for upper link. Weld-on brackets fit standard steel Ford housings.



ALL60160

ALL60166

ALL60160 1" Dia. Holes, Sold In Pairs

ALL60166 3/4" Dia. Holes, Set Of 2


ALL60150

Bracket attaches to top of quick change and accepts upper link. Steel bracket has three 3/4" holes, 3" to the rear for forward traction. Sold in pairs.



ALL60156

Bracket attaches to top of most quick change rear end center section. Steel bracket is 3/16" thick and provides multiple mounting locations for 90/10 shock, upper link, third link or pull bar. Sold in pairs.



Upper Link Adjustable Spacer Kit

ALL60178

Kit includes two adjustable spacers to place on each side of your top link, pull bar or third link. Aluminum spacers feature a threaded body that may be adjusted as needed to locate top link between mounting brackets. Spacers are designed for 3/4" hardware and adjust from 1-3/4" to 2-1/2" wide.



Upper Link Spacer Kits

Kits with multiple spacers allow the top link to be positioned wherever needed between brackets. Spacers have a 3/4" I.D. hole. Kits include bolt, nut and spacers.

ALL60148 Spacer Kit With Steel Spacers

ALL60158 Spacer Kit With Aluminum Spacers



Upper Link Chassis Brackets

Weld-on brackets have curved 3/4" slots to maintain pinion angle as the 3rd link is raised or lowered. Both brackets are notched for 1-3/4" round tubing and are 3/16" thick.



ALL60065

ALL60066

ALL60065 Short


ALL60066 Long



Third Link Assembly Without Bushings **ALL56390**

Designed to increase traction to rear tires, third link assembly uses interchangeable polyurethane bushings (sold separately, two required) to absorb energy under acceleration and braking. Bushings can be quickly changed to adjust to changing track conditions. Assembly is 2-1/4" wide x 3" tall and has a 3/4"-16 RH chrome moly stud for attaching a suspension tube. 3/4" I.D. inner steel bushings are stepped to keep link centered in poly bushings. A good starting point is a 70 durometer acceleration bushing and 90 durometer brake bushing.

- ALL56391** Half Bushing Green, 50 Durometer
ALL56392 Half Bushing Orange, 60 Durometer
ALL56393 Half Bushing Yellow, 70 Durometer
ALL56394 Half Bushing Blue, 80 Durometer
ALL56395 Half Bushing Red, 90 Durometer



Torque Absorber

ALL56165

Steel torque absorber may be used as the upper third link, right rear trailing arm or Panhard bar to increase traction. Measures 7-1/2" between jam nuts and 10-3/8" end to end. Accepts 3/4" rod ends or suspension tubes.



Replacement Components:

- ALL56164** Thru-Bolt
ALL56166 Bushings (Each)
ALL56167 End Stud
ALL99010 Washer

90/10 Spacer Kits

Kits with multiple spacers allow positioning of the 90/10 shock wherever needed between brackets. Spacers have a .500" I.D. hole. Kits include bolt, nut and spacers.

- ALL60149** Spacer Kit With Steel Spacers
ALL60159 Spacer Kit With Aluminum Spacers



Todd Sherman

Poly Bushings

Poly bushings are designed for racing and work great in pull bars (torque links) and bump stops. Bushings' progressive rate start softly and quickly "ramp up." Bushings provide excellent performance when loaded, offering good abrasion and solvent resistance. Sold each.




ALL56374

Part No.	Color	Hardness	O.D.	I.D.	Height
ALL56369	Green	50	2.25"	.75"	1.06"
ALL56370	Purple	60	2.25"	.75"	1.06"
ALL56372	Yellow	75	2.25"	.75"	1.06"
ALL56373	Blue	80	2.25"	.75"	1.06"
ALL56374	Red	87	2.25"	.75"	1.06"
ALL56375	Orange	55	3.375"	.75"	2.50"
ALL56376	Yellow	75	3.375"	.75"	2.50"
ALL56378	Blue	80	3.375"	.75"	2.50"
ALL56379	Red	87	3.375"	.75"	2.50"

Bushing Washers

Required between poly bushings when stacking for optimum performance.

- ALL99178** Steel Washer For 2-1/4" Bushings
ALL99179 Aluminum Washer For 2-1/4" Bushings



Rubber Bushings

Bushings absorb torque from rear end and may also be used as replacement in other applications. Sold each.



ALL56161

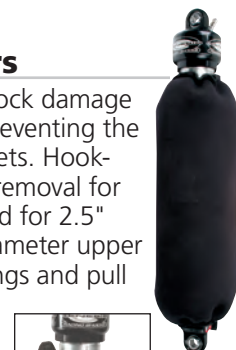
ALL56162

- ALL56161** 3" O.D., 1-1/2" Tall, 5/16" Shoulder
ALL56162 3" O.D., 1-1/2" Tall, No Shoulder

Shock And Pull Bar Covers

Neoprene covers help protect from rock damage and keep components clean while preventing the competition from knowing your secrets. Hook-and-loop material allows easy cover removal for adjustments. 3" covers are often used for 2.5" and 3" coil-over shocks and small diameter upper links. 6" covers work well on 5" springs and pull bar applications.

- ALL64204** 3" x 14"
ALL64205 3" x 16"
ALL64206 6" x 7"
ALL64207 6" x 14"
ALL64208 6" x 16"
ALL64209 6" x 20"




Spring/Bushing Style Pull Bar (Dual Shaft) **ALL56368**

Torque link uses a coil spring to absorb engine torque and increase traction to rear tires. The dual shaft design allows engine torque and brake bushings to be adjusted separately. Unit comes with two purple (60 durometer) engine torque bushings and one red (87 durometer) brake bushing. Other bushings are available for additional tuning options. Unit requires a 5" O.D. x 6-5/8" or 7" tall coil spring, sold separately. Unit is 17" long overall and most commonly used with two 3/4"-16 rods ends (1-RH Female and 1-LH Male) and a 3/4" suspension tube. Subtract 20" from center-to-center of the chassis mounting distance to determine required tube length. 9.3 lbs. without spring.




Spring/Bushing Style Pull Bar (Single Shaft) **ALL56366**

Torque link uses a combination of coil spring and poly bushings to absorb engine torque and increase traction to rear tires. Ideal for the experienced driver and a car with radical suspension travel. Torque link comes standard with two yellow (75 durometer) poly bushings on the engine torque side and a single red (87 durometer) poly brake bushing. Other bushings are available for additional tuning options. Unit requires a 5" O.D. x 6-5/8" or 7" tall coil spring, sold separately. Unit is 16" long overall and most commonly used with two 3/4"-16 rod ends (1-RH Male and 1-LH Male) and a 3/4" suspension tube. Subtract 19" from center-to-center of the chassis mounting distance to determine required tube length. 8.5 lbs. without spring.



Spring Style Pull Bar (Dual Shaft) **ALL56367**

Torque link uses a coil spring to absorb engine torque and increase traction to rear tires. The dual shaft design allows engine torque and brake bushings to be adjusted separately. A single red (87 durometer) poly bushing is included. Other bushings are available for additional tuning options. Unit requires a 5" O.D. x 6-5/8" or 7" tall coil spring, sold separately. Unit is 18-1/2" long overall and most commonly used with two 3/4"-16 rods ends (1-RH Female and 1-LH Male) and a 3/4" suspension tube. Subtract 21-1/2" from center-to-center of the chassis mounting distance to determine required tube length. 8.5 lbs. without spring.




Small Bushing Style Pull Bar (Dual Shaft) **ALL56362**

Small bushing torque link features a reduce diameter (only 3-1/2") for more compact applications and utilizes energy absorbing polyurethane bushings to absorb engine torque and increase traction to rear tires. Pull bar includes three blue (80 durometer) and two red (87 durometer) poly bushing on the engine torque side. This bushing combination works similar to a progressive spring; the softer bushings collapse at a faster rate than the harder bushings until the unit is solely working on the hardest bushing. A single red (87 durometer) poly brake bushing is also included. The dual shaft design allows engine torque and brake bushings to be adjusted separately. Unit is 19" long overall and only weighs 8lbs. Subtract 22" from center to center of the chassis mounting distance to determine required tube length.



Bushing Style Pull Bar (Dual Shaft) **ALL56365**

Torque link uses energy absorbing polyurethane bushings to absorb engine torque and increase traction to rear tires. Includes one blue (80 durometer) and one yellow (75 durometer) poly bushings on the engine torque side and a single red (87 durometer) poly brake bushing. These durometers work well for a majority of racers, especially those running open class mods such as UMP and USMTS cars. Other bushings are available for unlimited tuning options. Unit is 19-1/2" long overall and most commonly used with two 3/4"-16 rod ends (1-RH Female and 1-LH Male) and a 3/4" suspension tube. Subtract 22-1/2" from center to center of the chassis mounting distance to determine required tube length. 11 lbs.



Bushing Style Pull Bar (Single Shaft) **ALL56364**

Torque link uses energy absorbing polyurethane bushings to absorb engine torque and increase traction to rear tires. Includes two blue (80 durometer) poly bushings on the engine torque side and a single red (87 durometer) poly brake bushing. These durometers work well for a majority of racers, especially those running open class mods such as UMP and USMTS cars. Other bushings are available for unlimited tuning options. Unit is 15-1/2" long overall and most commonly used with two 3/4"-16 rod ends (1-RH Male and 1-LH Male) and a 3/4" suspension tube. Subtract 18-1/2" from center-to-center of the chassis mounting distance to determine required tube length. 9.23 lbs.





Steel Suspension Tubes

Swaged D.O.M. tubes are black zinc coated.
3/4" O.D. tubes are .065" thick.
7/8" O.D. tubes are .083" thick.
1" O.D. tubes are .095" thick.



Length	1/2" Thread 3/4" O.D.	5/8" Thread 7/8" O.D.	3/4" Thread 1" O.D.
4"	ALL57052	ALL57152	-
4-1/2"	-	ALL57153	-
5"	ALL57054	ALL57154	ALL57254
5-1/2"	-	ALL57155	-
6"	ALL57056	ALL57156	ALL57256
6-1/2"	-	ALL57157	-
7"	ALL57058	ALL57158	ALL57258
7-1/2"	-	ALL57159	-
8"	ALL57060	ALL57160	ALL57260
9"	ALL57062	ALL57162	ALL57262
10"	ALL57064	ALL57164	ALL57264
11"	ALL57066	ALL57166	ALL57266
11-1/2"	-	ALL57167	-
12"	ALL57068	ALL57168	ALL57268
12-1/2"	-	ALL57169	-
13"	ALL57070	ALL57170	ALL57270
13-1/2"	-	ALL57171	-
14"	ALL57072	ALL57172	ALL57272
14-1/2"	-	ALL57173	-
15"	ALL57074	ALL57174	ALL57274
15-1/2"	-	ALL57175	-
16"	ALL57076	ALL57176	ALL57276
17"	ALL57078	ALL57178	ALL57278
18"	ALL57080	ALL57180	ALL57280
19"	ALL57082	ALL57182	ALL57282
20"	ALL57084	ALL57184	ALL57284
21"	ALL57086	ALL57186	ALL57286
22"	ALL57088	ALL57188	ALL57288
23"	ALL57090	ALL57190	ALL57290
24"	ALL57092	ALL57192	ALL57292
25"	ALL57094	-	ALL57294
26"	ALL57096	-	-
27"	ALL57098	-	-
28"	ALL57099	-	-

Bent Steel Suspension Tubes

Bent tubes work in place of standard suspension tubes for additional clearance around suspension components. Tubes are constructed of .160" wall tubing with 5/8"-18LH threads on the straight 7/8" O.D. steel end and 5/8"-18RH threads on the curved end.



ALL57008 10"	ALL57018 15"
ALL57010 11"	ALL57019 15-1/2"
ALL57012 12"	ALL57020 16"
ALL57013 12-1/2"	ALL57021 16-1/2"
ALL57014 13"	ALL57022 17"
ALL57015 13-1/2"	ALL57024 18"
ALL57016 14"	ALL57026 19"
ALL57017 14-1/2"	ALL57028 20"

Heavy Duty Suspension Tubes

Heavy duty tubes are built from .160" wall 1026 DOM mild steel tubing for increased durability over standard steel suspension tubes and feature RH and LH threaded ends with a black powder coated finish.



Length	5/8"-18 Thread 7/8" O.D.	3/4"-16 Thread 1" O.D.	Length	5/8"-18 Thread 7/8" O.D.	3/4"-16 Thread 1" O.D.
5"	ALL57344	ALL57444	15-1/2"	ALL57365	-
6"	ALL57346	ALL57446	16"	ALL57366	ALL57466
7"	ALL57348	ALL57448	16-1/2"	ALL57367	-
8"	ALL57350	ALL57450	17"	ALL57368	ALL57468
9"	ALL57352	ALL57452	18"	ALL57370	ALL57470
10"	ALL57354	ALL57454	19"	ALL57372	ALL57472
11"	ALL57356	ALL57456	20"	ALL57374	ALL57474
12"	ALL57358	ALL57458	21"	ALL57376	ALL57476
12-1/2"	ALL57359	-	22"	ALL57378	ALL57478
13"	ALL57360	ALL57460	22-1/2"	-	-
13-1/2"	ALL57361	-	23"	ALL57380	ALL57480
14"	ALL57362	ALL57462	23-1/2"	-	-
14-1/2"	ALL57363	-	24"	ALL57382	ALL57482
15"	ALL57364	ALL57464	25"	ALL57384	ALL57484

Threaded Tubing Ends

Chrome moly 4130 steel tubing ends are ideal for building custom length suspension tubes. Available in RH and LH threads.



Thread Size	Tube End Tubing Size	Insert O.D.	RH Part No.	LH Part No.
10-32	3/8" x .058"	.259"	ALL22500	—
5/16"-24	1/2" x .058"	.384"	ALL22504	—
3/8"-24	5/8" x .058"	.509"	ALL22508	ALL22509
3/8"-24	3/4" x .058"	.634"	ALL22512	ALL22513
1/2"-20	7/8" x .058"	.759"	ALL22518	ALL22519
1/2"-20	1" x .058"	.884"	ALL22522	ALL22523
1/2"-20	1" x .065"	.870"	ALL22526	ALL22527
1/2"-20	1-1/8" x .058"	1.00"	ALL22530	ALL22531
5/8"-18	1" x .058"	.884"	ALL22534	ALL22535
5/8"-18	1" x .095"	.810"	ALL22538	ALL22539
5/8"-18	1-1/4" x .095"	1.060"	ALL22542	ALL22543†
5/8"-18	1-1/4" x .120"	1.010"	ALL22546	ALL22547†
3/4"-16	1-1/4" x .065"	1.120"	ALL22548	ALL22549†
3/4"-16	1-1/4" x .095"	1.060"	ALL22550	ALL22551†
3/4"-16	1-1/4" x .120"	1.010"	ALL22554	ALL22555†
3/4"-16	1-3/8" x .095"	1.185"	ALL22558	ALL22559†

†Tube end has built-in hex for adjusting.

Smart Tool ALL10113

Ensure that chassis tubing is level and plumb when building roll cages or checking driveshaft angles. Powered by a standard 9 volt battery.





Aluminum Hex Suspension Tubes

Used in steering and suspension systems, hex tubes are easy to install and easy to adjust. Available in 7/8" hex with 5/8" threads tapped RH and LH, and 1-1/8" hex with 3/4" threads tapped RH and LH, tubes are black anodized for appearance and corrosion resistance. 6061-T6 material.



Length	5/8" Thread	3/4" Thread	Length	5/8" Thread	3/4" Thread
3"	—	ALL56703	21"	ALL56621	ALL56721
4"	—	ALL56704	22"	ALL56622	ALL56722
5"	—	ALL56705	23"	—	ALL56723
6"	—	ALL56706	24"	—	ALL56724
7"	ALL56607	ALL56707	25"	—	ALL56725
8"	ALL56608	ALL56708	26"	—	ALL56726
9"	ALL56609	ALL56709	27"	—	ALL56727
10"	ALL56610	ALL56710	28"	—	ALL56728
11"	ALL56611	ALL56711	29"	—	ALL56729
12"	ALL56612	ALL56712	30"	—	ALL56730
13"	ALL56613	ALL56713	32"	—	ALL56732
14"	ALL56614	ALL56714	34"	—	ALL56734
15"	ALL56615	ALL56715	36"	—	ALL56736
16"	ALL56616	ALL56716	38"	—	ALL56738
17"	ALL56617	ALL56717	40"	—	ALL56740
18"	ALL56618	ALL56718	42"	—	ALL56742
19"	ALL56619	ALL56719	44"	—	ALL56744
20"	ALL56620	ALL56720			

Unthreaded 72" Hex Suspension Tubes

ALL56672 72" x 7/8" Hex For 5/8" Rod Ends

ALL56772 72" x 1-1/8" Hex For 3/4" Rod Ends

Aluminum Suspension Tubes

Clear anodized tubes have a machined wrench flat on one end for ease of adjustment. Tubes have .156" wall thickness, are available in two diameters and a variety of lengths. The 56400 series tubes are 7/8" in diameter and both ends are tapped 5/8", one RH and LH. The 56500 series tubes are 1" in diameter and both ends are tapped 3/4", one RH and one LH. 6061-T6 aluminum.



Length	5/8" Thread	3/4" Thread	Length	5/8" Thread	3/4" Thread
5"	ALL56405	—	18"	ALL56418	ALL56518
6"	ALL56406	—	19"	—	ALL56519
7"	ALL56407	—	20"	—	ALL56520
8"	ALL56408	—	21"	—	ALL56521
9"	ALL56409	—	22"	—	ALL56522
10"	ALL56410	—	23"	—	ALL56523
11"	ALL56411	—	24"	—	ALL56524
12"	ALL56412	ALL56512	25"	—	ALL56525
13"	ALL56413	ALL56513	26"	—	—
14"	ALL56414	ALL56514	27"	—	—
15"	ALL56415	ALL56515	28"	—	—
16"	ALL56416	ALL56516	29"	—	—
17"	ALL56417	ALL56517	30"	—	—

Unthreaded 72" Suspension Tubes

72" long 6061-T6 aluminum tubes have a .156" wall.

ALL56472 7/8" O.D. Tube For 5/8" Rod Ends

ALL56572 1" O.D. Tube For 3/4" Rod Ends

Aluminum Suspension Tubes

Swaged 1-1/8" O.D. tubes are built from .156" wall tubing and have 5/8" RH and LH threads.



Length	5/8" Thread Black Anodized	5/8" Thread Polished Aluminum
10"	ALL56806-10	ALL56807-10
11"	ALL56806-11	ALL56807-11
12"	ALL56806-12	ALL56807-12
12-1/2"	ALL56806-125	ALL56807-125
13"	ALL56806-13	ALL56807-13
13-1/2"	ALL56806-135	ALL56807-135
14"	ALL56806-14	ALL56807-14
14-1/2"	ALL56806-145	ALL56807-145
15"	ALL56806-15	ALL56807-15
16"	ALL56806-16	ALL56807-16
17"	ALL56806-17	ALL56807-17
18"	ALL56806-18	ALL56807-18
18-1/2"	ALL56806-185	ALL56807-185
19"	ALL56806-19	ALL56807-19
19-1/2"	ALL56806-195	ALL56807-195
20"	ALL56806-20	ALL56807-20
20-1/2"	ALL56806-205	ALL56807-205
21"	ALL56806-21	ALL56807-21
21-1/2"	ALL56806-215	ALL56807-215
22"	ALL56806-22	ALL56807-22
22-1/2"	ALL56806-225	ALL56807-225
23"	ALL56806-23	ALL56807-23
23-1/2"	ALL56806-235	ALL56807-235
24"	ALL56806-24	ALL56807-24
24-1/2"	ALL56806-245	ALL56807-245



Shane Clanton



Tyler Bruening



Rod Ends

Two-piece spherical rod ends have a pivoting steel ball and are sold each.



Bore x Thread	RH Male	LH Male	RH Female	Strength
Standard Series Steel				
1/4" x 1/4"-28	ALL58004	ALL58014	ALL58034	2,835 Lbs
5/16" x 5/16"-24	ALL58005	ALL58015	ALL58035	4,517 Lbs
3/8" x 3/8"-24	ALL58006	ALL58016	ALL58036	6,323 Lbs
1/2" x 1/2"-20	ALL58008	ALL58018	ALL58038	10,046 Lbs
5/8" x 5/8"-18	ALL58010	ALL58020	ALL58040	15,488 Lbs
3/4" x 3/4"-16	ALL58012	ALL58022	ALL58042	15,894 Lbs
3/4" x 3/4"-16+	ALL58013*	-	-	15,894 Lbs
Pro Series Steel (Moly) - Black				
1/2" x 1/2"-20	ALL58058	ALL58068	-	17,000 Lbs
1/2" x 5/8"-18	ALL58059	ALL58069	-	19,300 Lbs
5/8" x 5/8"-18	ALL58060	ALL58070	-	18,000 Lbs
3/4" x 3/4"-16	ALL58062	ALL58072	-	25,000 Lbs
Pro Series Steel (Moly) - Black (PTFE Lined)				
1/2" x 1/2"-20	ALL58078	ALL58083	-	-
1/2" x 5/8"-18	ALL58079	ALL58084	-	17,650 Lbs
5/8" x 5/8"-18	ALL58080	ALL58085	-	15,200 Lbs
3/4" x 3/4"-16	ALL58082	ALL58086	-	21,400 Lbs
Aluminum - Black				
1/2" x 1/2"-20	ALL58088	ALL58098	-	7,700 Lbs
1/2" x 5/8"-18	ALL58089	ALL58099	-	15,000 Lbs

*ALL58013 has an oversized hole and is for use with steering shaft tubing.

Heavy Duty 3/4" Chrome Moly Rod Ends

Heavy duty or often referred to as "Aircraft Style", these 4130 chrome moly rod ends have larger bodies, making them 30% stronger than standard 3/4" rod ends. These rod ends are commonly used on Panhard bars and lower strut rods.

ALL99314 RH Male, 3/4" x 3/4"-16
ALL99315 RH Female, 3/4" x 3/4"-16



3/4" Solid Rod End ALL58112

Solid rod ends are built using 1045 steel and are then chrome plated for added wear resistance. End has a body width of 7/8" to match the width of standard rod ends.



Bolt Center Caps ALL10678

Caps slip over the head of standard 1/2" bolts to accurately measure the center-to-center length of installed suspension tube assemblies. Machined step secures the end of a standard tape measure for easy reading of the length to the center of the opposite cap. Caps feature a built-in O-ring that allows the cap to swivel on the bolt head and keeps it from falling off. Package of 2.



Jam Nuts - Standard Hex

Allstar jam nuts have many uses. Great for locking rod ends tightly on suspension tubes or rack and pinion steering units. Package of 4, unless noted.



Size	Steel	Aluminum
1/4"-28 RH	ALL18250	-
1/4"-28 LH	ALL18251	-
5/16"-24 RH	ALL18252	-
5/16"-24 LH	ALL18253	-
3/8"-24RH	ALL18254	ALL18274
3/8"-24 LH	ALL18255	ALL18275
7/16"-20 RH	ALL18256	ALL18276
7/16"-20 LH	ALL18257	ALL18277
1/2"-20 RH	ALL18258	ALL18278
1/2"-20 LH	ALL18259	ALL18279
5/8"-18 RH	ALL18260	ALL18280
5/8"-18 LH	ALL18261	ALL18281
3/4"-16 RH	ALL18262	ALL18282
3/4"-16 LH	ALL18263	ALL18283
3/4"-10 RH	ALL18264 [†]	-
7/8"-9 RH	ALL18266 [†]	-
1"-8 RH	ALL56110 [†]	-

[†]Sold Each.

Steel Jam Nut Assortments

Assortments contain five each of 1/4"-28, 5/16"-24, 3/8"-24, 7/16"-20, 1/2"-20, 5/8"-18 and 3/4"-16.

ALL18290 35 Asst. RH Jam Nuts
ALL18291 35 Asst. LH Jam Nuts



Jam Nuts - Small Hex

Specialty jam nuts have smaller outside diameters, allowing smaller wrenches to be used when changing radius rod lengths. Example: with 1/2" bolts the same 3/4" wrench can be used to adjust radius rod or mounting hole locations. Package of 4.



Thread Size	Wrench Size	Steel	Alum.	Black Alum.
5/8"-18 RH	3/4"	ALL18292	ALL18296	ALL18286
5/8"-18 LH	3/4"	ALL18293	ALL18297	ALL18287
3/4"-16 RH	15/16"	ALL18294	ALL18298	ALL18288
3/4"-16 LH	15/16"	ALL18295	ALL18299	ALL18289

Mono Ball Bearings

Mono balls are commonly used in fabrication of products including J-bars, control arms and trailing arms. Bearings have an external grease ring and orifice which allows the bearing to be installed in custom applications that can be externally lubricated.

ALL58001 5/8"
ALL58002 3/4"



High Misalignment Reducer Spacers

Dual purpose spacers reduce fastener size mounting hole and allow the rod end to rotate more than 30° in each direction, which is 25% more than most standard spacers. Stainless steel spacers resist rust and corrosion. Package of 2.



Rod End Size	I.D.	O.D. "A"	Length "B"	Overall Width "C"	Part No.
5/8"	1/2"	.750"	.465"	1.68"	ALL18785
3/4"	1/2"	.890"	.475"	1.825"	ALL18786
3/4"	5/8"	.890"	.475"	1.825"	ALL18787

5/8" Rod End Reducer Spacers

Reducer spacers fit into 5/8" rod ends, reducing the hole size for 1/2" hardware while also spacing the rod end away from chassis brackets. Standard spacers are 3/4" O.D. and flanged spacers have 1" O.D. flanges to help support rod end. Size referenced indicates the amount of space between rod end pivot ball and chassis bracket. Package of 2.



Standard Spacers

ALL18615..... Aluminum, 1/2"
ALL18617..... Aluminum, 1"
ALL18618..... Aluminum, 1-1/4"
ALL18619..... Aluminum, 1-3/4"

Flanged Spacers

ALL18611..... Aluminum, 1/4"
ALL18613..... Aluminum, 1/2"
ALL18610..... Steel, 1/4"
ALL18612..... Steel, 1/2"



Rod End Reducer Bushings

Steel bushings reduce the rod end pivot ball I.D. to accept a smaller bolt size.



O.D. To I.D.	2-Pack	10-Pack
1/2" To 3/8"	ALL18565	ALL18565-10
5/8" To 1/2"	ALL18566	ALL18566-10
3/4" To 1/2"	ALL18567	ALL18567-10
3/4" To 5/8"	ALL18568	ALL18568-10

Shock Spacers

Steel spacers have a 1/2" I.D. and 3/4" O.D. and can be used in a variety of other locations.



Length	2-Pack	10-Pack	25-Pack
1/4"	ALL64280	ALL64280-10	ALL64280-25
1/2"	ALL64282	ALL64282-10	ALL64282-25
5/8"	ALL64283	ALL64283-10	ALL64283-25
3/4"	ALL64284	ALL64284-10	ALL64284-25

Aluminum Flat Spacers

Flat spacers are great for shimming and adding additional clearance to brackets for brake calipers, power steering, alternators, dry sump pumps or just about anything to help with alignment issues. Package of 2.



Length	3/8" I.D. (11/16" O.D.)	1/2" I.D. (1" O.D.)
1/8"	ALL18740	ALL18760
1/4"	ALL18742	ALL18762
3/8"	ALL18744	ALL18764
1/2"	ALL18746	ALL18766

Tapered Spacers

Universal spacers have many uses including spacing rod ends on linkages to prevent binding or just to provide clearance. Spacers provide a finished look when fitting body panels or spacing components away from floors and firewalls. Package of 2.



I.D.	Small O.D.	Large O.D.	Length	Steel	Aluminum
1/4"	.345	.500	1/4"	-	ALL18700
			1/2"	-	ALL18702
5/16"	.475	.625	1/4"	-	ALL18706
			1/2"	-	ALL18708
3/8"	.525	.680	1/4"	-	ALL18712
			1/2"	-	ALL18714
			1"	-	ALL18716
1/2"	.740	.995	1/4"	ALL18570	ALL18590
			3/8"	ALL18571	-
			1/2"	ALL18572	ALL18592
			3/4"	ALL18574	ALL18594
			1"	ALL18576	ALL18596
			1-1/2"	ALL18578	ALL18595
5/8"	.825	.995	1/4"	ALL18580	ALL18597
			1/2"	ALL18582	ALL18598
			3/4"	ALL18584	ALL18599
			1"	ALL18586	-
			1-1/2"	ALL18585	-
3/4"	.950	1.125	1/2"	ALL18587	-
			3/4"	ALL18588	-
			1"	ALL18589	-

GM Trailing Arm Rod End Reducer Bushings

Reducer bushings are used with spherical rod ends to take the place of the OE style trailing arm bushing when building custom or adjustable lower trailing arms on popular GM cars. Bushing size listed is for size of rod end being used and both bushings accept 1/2" mounting hardware.



ALL18790 5/8"
ALL18792..... 3/4"



6th Coil Assembly **ALL64315**

6th Coil Assembly Unit bolts in the center of the chassis to 1-1/2" tubing and the bottom connects to the front of a lift bar using the supplied 18" long chain which accepts 3/8" hardware, can be easily cut to required length. Accepts a 4" tall by 2-1/2" I.D. coil over spring (sold separately).



5th Coil Mount **ALL60218**

1-1/2" aluminum bracket bolts in the center of the chassis to mount a 5th coil shock assembly.



QC Lift Bar Brackets

Brackets mount to quick change rearends and accept most popular lift bars. Package of 2.

- ALL68313** Steel Lowers With 5/8" Hole
- ALL68314** Steel Lowers w/ 5/8" Hole (3/4" Drop)
- ALL68315** Steel Lowers With 3/4" Hole
- ALL68316** Steel Uppers With 5/8" Hole
- ALL68317** Aluminum Uppers With 5/8" Hole
- ALL68318** Aluminum Uppers With 3/4" Hole

Lift Bar Retainer Clamp **ALL68325**

Bracket clamps around 3" axle tubes to provide a mounting point for a lift bar support rod. 1" wide bracket has angled tabs with 1/2" holes for mounting a strut rod with 1/2" rod ends.



Top View

Steel Birdcages With Roller Bearings



Steel birdcages are compatible with many types of race cars using four link rear suspension and feature double shear radius rod mounting brackets for increased strength and reduced flexing. Maintenance free sealed roller bearings provide smooth action through entire suspension range. Kits have multiple shock mounting locations with swivel and solid mounts and also include high mis-alignment bushings which allow additional radius rod travel to help prevent binding under severe angles. Use with machined axle tubes.

ALL60404 LH With 3.008" Bearing

ALL60406 RH With 3.008" Bearing

Replacement Parts

- ALL99330** Shock Bracket With Swivel Clevis Mount And Spacers
- ALL99331** Shock Swivel Clevis With Spacers
- ALL99332** Shock Clevis Spacers, 1-Pair
- ALL99334** Shock Bracket With Stud Mount And Spacers
- ALL72332** Birdcage Bearing 3.008"

Birdcage Bearings

Replacement bearings for AllStar Performance birdcages and many other brands.

ALL72330 3.004"

ALL72332 3.008"



ALL72332

Limit Chain Clamp 2-Piece

2-Piece clamp bolts around most 3" O.D. axle tubes providing a lower mounting point for a suspension limit chain. Two piece design features a nylon liner allowing clamp to be installed without removing existing brake brackets and hubs.



ALL68336 Steel

ALL68337 Aluminum



Mike Spatola

1-Piece Limit Chain Clamps

1-Piece bearing style clamp slides over the end of most 3" O.D. axle tubes providing a lower mounting point for a suspension limit chain.

ALL68332 Steel
ALL68333 Aluminum



Retainer Clamps, 2-Piece

Retainer clamp bolts around most 3" O.D. axle tubes to keep birdcages, floater brackets, limit chain clamps in position. 2-piece design allows clamp to be installed without removing existing brake bracket and hub.

ALL68338 Steel
ALL68339 Aluminum



Retainer Clamps, 1-Piece

Steel retainer clamp slides over the end of most 3" O.D. axle tubes to keep birdcages, floater brackets, and limit chain clamps in position. Powder coated black finish.



Part No.	Description	Width	Thickness	Mounting Hardware
ALL68326	Lightweight	1/2"	1/8"	1/4"
ALL68327	Heavy Duty	5/8"	1/4"	3/8"

Clamp-On Rings for 3" Axle Tubes

Clamp-on rings fasten around most 3" axle tubes to use as a starting point for building custom trailing arms, shock and spring mounts and many other uses. Ring are constructed using 3/16" wall material and feature a 2pc design for easy installation and removal.

ALL60144 2-Bolt, 1" Wide
ALL60145 2-Bolt, 1-3/4" Wide
ALL60146 2-Bolt, 2" Wide
ALL60147 4-Bolt, 3" Wide



ALL60145

Axle Tube Bracket **ALL68324**

Bracket clamps around 3" wide axle tubes to provide a mounting point for a suspension limiter such as a limiting strap or chain. 1" wide bracket has tabs with 1/2" holes.



Coil-Over Load Bolt Assembly

ALL56074

Threaded aluminum bolt is 6" long with 1-1/8"-12 fine threads and is commonly used as an adjustable travel limiter. Also used with ALL56098 threaded sleeve.

ALL56075 Replacement Shock End



Suspension Limiters

Single bushing suspension limiter is commonly used on the chassis LR or RR to limit travel during acceleration "hike up" and control roll steer. Dual bushing limiter is often used on the lift bar to control lift bar travel on deceleration. Bushing design reduces or absorbs shock when suspension is limited and helps reduce tire unloading. Top plate is drilled to attach a 1/2" rod end when used in a shock mount or for attaching to a weight jack bolt with 7/16"-20 internal threads using optional chrome moly stud ALL64304. Clevis has a 3/8" hole for simple attachment to a chain or cable.



ALL64300 Single Bushing Limiter
ALL64302 Dual Bushing Limiter
ALL64346 Bushing for ALL64300
ALL56372 Bushing for ALL64302
ALL64305 Clevis 1/2"-20 Thread w/ 3/8" Hole
ALL64304 Chrome Moly Stud w/ Jam Nut 7/16"-20

Limiter Chain Kit

Commonly used to limit rear suspension or lift bar travel. Chain is 18" long and can be easily cut to required length. Shrink sleeve installs over chain, and when heated with a heat gun, shrinks to keep chain in position and prevent chain from binding or catching on itself.

ALL64312 3/16" Diameter Accepts 3/8" Pin or Bolt
ALL64314 5/16" Diameter Accepts 1/2" Pin or Bolt



QC Axle Tube Support Brackets

Brackets provide mounting points for a strut rod assembly to help eliminate flex found in quick change rear ends. ALL68320 attaches to the side bell bolts on most quick change rear ends. ALL68322 has tabs with 1/2" holes and mounts directly onto a 3" axle tube.

ALL68320 Center Section Mount
ALL68322 Axle Tube Mount



ALL68320

ALL68322



See Index for Suspension Tubes

ALL68320

ALL68322



Center-Pull Birdcage

ALL60410

Birdcage clamps around most 3" O.D. machined axle tubes providing a lower mounting point for a suspension. The two-piece design features a nylon liner allowing clamp to be installed without removing existing brake brackets and hubs. Clamp measures 3-1/4" wide including retaining clamps and accepts a 3/4" suspension tube.



Clamp-On Trailing Arm Bracket


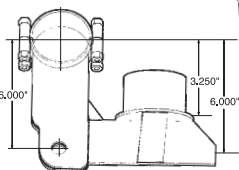
ALL60138

Aluminum bracket clamps to a 3" diameter axle tube, has three 3/4"-10 mounting holes for trailing arm location and a 1/2"-13 socket head bolt with two 1/4" spacers for mounting a coil over shock. An additional locking bolt installs into the axle tube to help prevent the bracket from turning. May be used on the right or left hand side of housing, 3.4 lbs.



Clamp-On Trailing Arm Bracket

Steel bracket clamps on 3" axle tube to provide mounts for shock, trailing arm and 5" O.D. coil spring. Grade 5 hardware included.

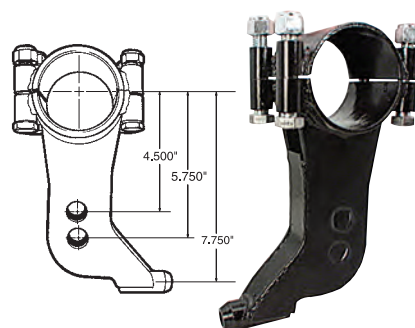


ALL60140 LH Bracket

ALL60141 RH Bracket

Clamp-On Trailing Arm Brackets

Steel brackets clamp on 3" axle tube for attachment of coil-over shocks and trailing arms. Available with two 3/4" holes or a 2" slot. Grade 5 hardware and Nyloc nuts included.

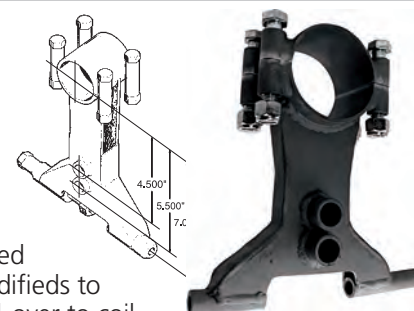


ALL60134 Bracket With Two 3/4" Holes

ALL60135 Bracket With 2" Slot

Clamp-On Trailing Arm Bracket **ALL60136**

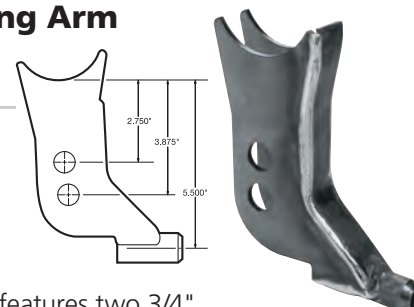
Universal bracket mounts coil-over eliminator and shock next to axle and mounts trailing arm 4-1/2" below axle centerline, either inside or outside of bracket. Allows Limited Late Models and Modifieds to be changed from coil-over to coil-over eliminator and shock. Grade 5 hardware and Nyloc nuts included.



Weld-On Trailing Arm Bracket

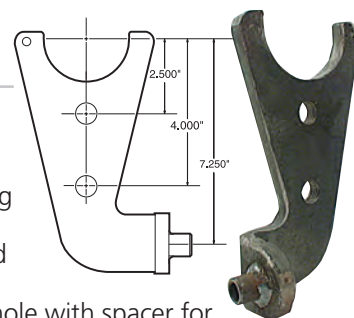
ALL60126

Weld-on lower bracket to 3" axle tube to mount coil-overs and trailing arms. Bracket are 3/16" steel with 1/2" shock hole and features two 3/4" trailing arm holes.



Weld-On Trailing Arm/ Shock Brackets

Flame cut 1/2" thick steel brackets weld to 3" diameter axle tube, providing mounting points for trailing arm and shock. Brackets have two 3/4"-10 threaded holes to mount trailing arm and a 1/2" diameter hole with spacer for mounting a shock.



ALL60110

ALL60110 LH Bracket

ALL60111 RH Bracket



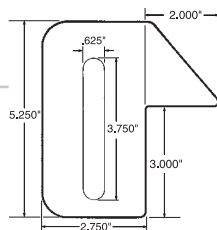
Mike McKinney

Trailing Arm Brackets

Steel brackets can be used as front mount for leaf spring or trailing arm. Assorted styles are available. Sold each.

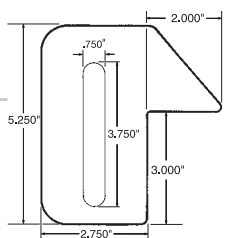
ALL60043

5/8" slot, 3/16" thick, 3-3/4" long.



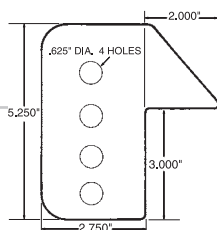
ALL60044

3/4" slot, 3/16" thick, 3-3/4" long.



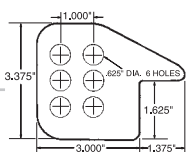
ALL60045

5/8" holes, 1/8" thick.



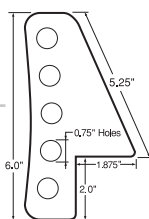
ALL60046

5/8" holes, 3/16" thick.



ALL60048

3/4" holes, 1/8" thick.



Trailing Arm Bracket ALL60042

Weld-on bracket has a curved 3/4" slot so rear end remains square as the trailing arm is raised or lowered. Notched for 2" x 3" square tubing. 1/4" thick.

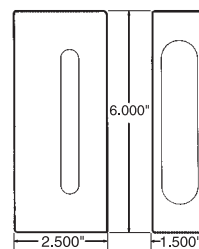


Slider Boxes

Slider boxes weld to the chassis and provide an adjustable mount for trailing arms, Panhard bars and upper links. Boxes are constructed of .120" wall material and are 1-1/2" wide x 2-1/2" deep x 6" tall, with a 4" slot that provides 3" of adjustment.

ALL60186 4" x 1/2" Slot

ALL60188 4" x 3/4" Slot



Slider Box Quick Adjust Kit

ALL60198

Weld-on kit adds an adjustable feature to standard 3/4" slider boxes. Slider boxes commonly used for trailing arms, Panhard bars and upper links can now be quickly adjusted with a wrench, socket or possibly a remote adjuster. 3/4"-16 threaded adjuster block features a reference indicator.



Slider Box T-Nuts

T-nuts have slot built in to keep them from turning. No second wrench is needed to tighten or loosen. Use with ALL60186 and ALL60188 slider box. Sold each.



ALL60194 1/2"-13 (Coarse Thread)

ALL60195 1/2"-20 (Fine Thread)

ALL60196 5/8"-11 (Coarse Thread)


ALL60197 5/8"-18 (Fine Thread)

ALL60192 3/4"-10 (Coarse Thread)

ALL60193 3/4"-16 (Fine Thread)

Slider Box Rod End Spacers

Steel spacers are machined to work with ALL60186 and ALL60188 slider boxes fitting between bracket and rod end to properly space rod end and prevent binding. May also be used as standard rod end spacers.



ALL60187 Spacers For 1/2" Slider Box, 2-Pack

ALL60187-10 Spacers For 1/2" Slider Box, 10-Pack

ALL60189 Spacers For 3/4" Slider Box, 2-Pack

ALL60189-10 Spacers For 3/4" Slider Box, 10-Pack

Swing Arms

Lower rear suspension link with a 3/4" rod end on one end and threads in the other end to accept a 3/4" RH male rod end. Used on Dirt Late Models and Modifieds.

ALL56052 13-1/2"

ALL56053 15-1/2"





GM Metric Trailing Arms

New, stamped steel C-channel arms are strong and sturdy. Improve handling of the rear suspension on 1978-88 GM metric chassis by replacing twisted or worn out rear control arms. Sold each.

ALL57820 Upper, 2.6 Lbs.

ALL57822 Lower, 3.6 Lbs.



Adjustable GM Metric Chassis Trailing Arms

Adjustable steel 1978-88 G-body Metric upper and lower rear end trailing arms are complete with left and right 3/4" rod ends, step spacers reducing to a 1/2" hole and cut to fit stock GM type mounts. Upper arm aids in adjusting pinion angle and centering rear end. Lower arm will adjust wheel base.


ALL57824 Upper

ALL57826 Lower

Replacement Parts

ALL99320 Clevis End For ALL57824

ALL99321 Rod End Bushings, 2-Pack



GM Trailing Arm Rod End

Reducer bushings are used with spherical rod ends to take the place of the OE style trailing arm bushing when building custom or adjustable lower trailing arms on popular GM cars. Bushing size listed is for size of rod end being used and both bushings accept 1/2" mounting hardware.

ALL18790 5/8"

ALL18792 3/4"



Universal Trailing Arm Brackets

Brackets have three 1/2" mounting holes spaced 1-1/4" apart and may be welded to 3" axle tubes to provide three trailing arm mount locations. ALL60058 is made of 3/16" steel and welds to the top of the rear end housing, providing an attachment point for upper trailing arms.

ALL60050 Lower Bracket

ALL60051 Shock Bracket For Lower

ALL60058 Upper Bracket



Metric Upper Trailing Arm Mounts

ALL60059

Mounts weld to the top of Ford 9" housing creating a mounting point for GM Metric chassis upper trailing arms. Bushings not included.



GM Metric Chassis Trailing Arm Bracket Kits

Includes rear upper and lower trailing arm mounts. Upper mount must be cut to desired height depending upon where housing is located in the chassis.



ALL60052 Kit With Single Hole Lower In Stock Location

ALL99282 Brackets Only, 1 Pair

ALL60053 Kit With Single Hole Lower, Lowered To Increase Traction

ALL99283 Brackets Only, 1-Pair

ALL60054 Kit With Multi-Hole Lower

ALL99284 Brackets Only, 1-Pair

GM Trailing Arm Bushing

ALL56245

Direct replacement, heavy duty polyurethane bushing improves handling and traction. Fits most '65-88 Chevy Chevelle/Malibu, Buick Skylark/GS, Olds Cutlass/442 and Pontiac LeMans/GTO. Accepts 1/2" hardware.



GM Trailing Arm Bushing

ALL56247

GM bushing with an elastomer bearing insert improves handling and traction while eliminating bind. Use with stock trailing arms for race or street. Fits most 1965-88 Chevy Chevelle/Malibu, Buick Skylark/GS, Olds Cutlass/442 and Pontiac LeMans/GTO. Accepts 1/2" hardware.



GM Trailing Arm Bushing With Insert **ALL56248**

Popular GM bushing features an interchangeable polyurethane insert which can be exchanged to increase or decrease rear steer for maximum traction. Bushing includes a 40 durometer insert. Use with stock or adjustable trailing arms. Fits most 1965-88 Chevy Chevelle/Malibu, Buick Skylark/GS, Olds Cutlass/442 and Pontiac LeMans/GTO. Accepts 1/2" hardware.



Related Parts

ALL99400 Black Insert 40 Durometer (Soft)

ALL99401 Yellow Insert 60 Durometer (Medium)

ALL99402 Red Insert 80 Durometer (Hard)



Bolt-On Spring Cup

ALL56117

Aluminum cup for 5" spring features a 1/2" mounting hole for use with internal threaded jack bolts, used as a rear lower cup or modified to fit shock shafts.



Lower Spring Cups

Steel spring cup has a 7" wide curved base that welds to the top of a 3" diameter rear end axle tube creating a flat mounting surface for 5" O.D. racing springs. Commonly used to replace OE style "pigtail" lower spring mount. Sold each.

ALL56124 Standard Cup

ALL56123 Lightweight Cup



ALL56124



ALL56123

Leaf Spring Pad **ALL56126**

Steel pad welds to 3" diameter rear end axle tube when mounting rear end to most leaf springs. Pad is 2-1/2" W by 5-3/4" L and has a 5/8" center pilot hole. Sold each.



Clamp-On Lower Spring Pad **ALL56127**

Steel clamp-on leaf spring pad fits 3" diameter axle tubes. Pad measurements are the same as ALL56126. Sold each.



Aluminum Lowering Blocks

Easily adjust ride height on leaf spring cars. Standard and adjustable styles are available in extruded or billet aluminum. Blocks are 2-1/2" W x 5" L. Sold each.

Part No.	Height	Pin Dia.
Extruded Aluminum		
ALL56130	1"	9/16"
ALL56131	1-1/2"	9/16"
ALL56132	2"	9/16"
ALL56133	2-1/2"	9/16"
ALL56134	3"	9/16"
Billet Aluminum		
ALL56060	3/4"	5/8"
ALL56061	1"	5/8"
ALL56062	1-1/2"	5/8"
ALL56063	2"	5/8"
ALL56064	2-1/2"	5/8"
ALL56065	3"	5/8"
ALL56136*	1-1/2" Adj.	5/8"
ALL56138*	2-1/2" Adj.	5/8"

*Pins on blocks can be adjusted 1-1/4" to the front or rear of center position.



ALL56131



ALL56065




ALL56136

Leaf Spring U-Bolt

ALL68344

Leaf spring u-bolt fits 3" axle tubes, has a 1/2" diameter and is 10" long. Heat treated steel bolt is sold each.



U-Bolt Pads

Universal style u-bolt pads fit 3" diameter axle tubes and leaf springs up to 2-1/2" wide using 1/2" u-bolt fasteners. Center alignment hole is 5/8" to accept most lowering blocks or spring bolts. 1/4" thick formed steel pads have a gusseted shock mount with a welded bung to accept 1/2" mounting hardware.

ALL60036 RH Pad

ALL60037 LH Pad

ALL60038 Dual Mount Pad



Top View

ALL60037

ALL60036

ALL60038

Leaf Spring Slider Box

ALL60034

Leaf spring slider box replaces conventional leaf spring shackles to enable effortless suspension movement and prevent binding. Box may be welded or bolted directly to chassis, and includes two nylon bushings with spring mounting hardware. Fits 2-1/2" wide Chrysler type leaf springs.



Replacement Parts

ALL99055 Bushings, 2-Pack

Leaf Spring Slider Box

ALL60035

Replace rear leaf spring shackles with Allstar's leaf spring slider box. Bolt-in slider box with roller bearing design eliminates leaf spring binding, freeing up car. Fits 2-1/2" wide Chrysler type leaf springs.



Leaf Spring Shackles

6-hole brackets for mounting leaf springs are 9" L x 2" W and have 1/2" diameter holes spaced 1" on center. Package of 2.

ALL60055 Steel 1/4" Thick

ALL60056 Aluminum 3/8" Thick



ALL60055

ALL60056

Wheelie Bar Wheels

Billet 6061-T6 aluminum wheels are molded with a durable 4" O.D. polyurethane tire that will not dent or give like a rubber tire. Wheels are available with or without bearings and accept 3/8" mounting hardware. Mounting width: non-bearing wheel is 1-5/8", bearing style wheel is 1-1/4".



Without Bearings (1.625" Wide Mount)

ALL60510 5-Spoke

ALL60512 5-Hole

ALL60514 10-Spoke

With Bearings (1.250" Wide Mount)

ALL60511 5-Spoke

ALL60513 5-Hole

ALL60515 10-Spoke



Tubing Notcher **ALL10411**

Notcher works with most standard hole saws to create a notch on end of round tubing for properly attaching round tubing to round tubing, often used when building roll cages, bumpers or custom chassis. Notcher features an adjustable holding fixture which automatically centers tubing to create a notch from 90-45 degrees in tubing up to 2". Notcher is commonly clamped into a bench vise or bench mounted and used with a hand drill. Note: Hole saw used should be the size of tube accepting notched tube.



Replacement Part

ALL10402 5/8"-18 Thread Adapter

ALL10402

Tubing notcher includes a 1/2"-20 arbor thread and 5/8"-18 adapter. Most hole saws up to 1-1/8" diameter use 1/2"-20, larger hole saws use 5/8"-18 thread.



Hole Saw Set **ALL10412**

Use with tubing notchers. Does not include an arbor for a hand drill. Set includes one of each size: 3/4", 1", 1-1/4", 1-1/2" 1-5/8" and 1-3/4".

Hole saws up to 1" diameter use 1/2"-20 thread, larger hole saws use 5/8"-18 thread.



Individual Hole Saws

ALL10413 3/4"

ALL10417 1-1/2"

ALL10414 1"

ALL10418 1-5/8"

ALL10416 1-1/4"

ALL10419 1-3/4"

Note: Hole saws up to 1" diameter use 1/2"-20 thread, larger hole saws use 5/8"-18 thread.

Digital Levels

Digital level with magnetic base measures the angle of a single straight surface or the angle of a joint between two straight surfaces. Displayed value on the LCD screen rotates to right side up when digital level is in an upside down position. Powered by three 3V CR2032 batteries (included).



ALL10742 Compact Digital Level, 2" x 2" x 1"

ALL10744 Digital Level, 6" x 2.25" x 1.25"

Punch And Flare Tools

Add strength and a smooth finish to hole edges. Unique tools can be used to punch and flare new holes, or to flare existing holes. Starting with a small center hole, the punch halves bolt together to cut and flare at the same time.



ALL11070 1-1/2" Dia.

ALL11072 1-3/4" Dia.

ALL11074 2" Dia.

ALL11075 2-1/2" Dia.

ALL11076 2-5/8" Dia.

ALL11078 3" Dia.



Sample Punch and Flare

Smart Tool **ALL10113**

Ensure that chassis tubing is level and plumb when building roll cages or checking driveshaft angles. Powered by a standard 9 volt battery.



Level Base **ALL10741**

Level base simplifies notching and bending of round tubing and helps ensure accuracy. Base fastens to standard ballast or weight brackets and clamps to the tube as a reference point when creating parallel, perpendicular, any angle of opposing notches or bends during fabrication. Base accepts most digital levels including ALL10113, ALL10742 and ALL10744 or standard bubble levels.



Digital scale and mounting bracket sold separately.

Individual Mounting Brackets

ALL14192... 1"

ALL14195... 1-1/2"

ALL14193... 1-1/4"

ALL14196... 1-5/8"

ALL14194... 1-3/8"

ALL14197... 1-3/4"



ALL14195

Tin Snips

Durable tin snips have offset blades to keep hands clear of metal while cutting. Non-slip jaws cut through sheet aluminum and up to 18 gauge low carbon steel. Blade length 1-1/4", total tool length 9-1/4".



ALL11030 Red, Left Hand

ALL11031 Green, Right Hand

Deburring Tool **ALL11036**

A fast and easy way to remove burrs from the edges of machined or cut metals. Five-piece kit includes handle, telescopic blade holder and three unique blades. Handle has built-in storage for blades. Blade holder adjusts from 1" to 5".



Replacement Part

ALL99328 Replacement Blades 3pk

Body Roller **ALL23102**

This handy 'highside' body roller will allow you straighten body and deck panels while still on your car! Must have item for at track repairs.



Body Radius Tool **ALL23100**

Solid oak tool can be used to flare edges of wheel openings when fabricating fenders and quarter panels out of aluminum. Tool has two different radiuses to create the correct flare for your needs.



Sheet Metal Shrinker Stretcher Combo

Make smooth radius curves and contours with Allstar's shrinker/stretcher combo. Shrinker creates inside curves and stretcher expands for outside curves. Each completely assembled tool includes a handle and mounting hardware for securing to a workbench. Tools are capable of forming 18 gauge mild steel, 16 gauge aluminum and 20 gauge stainless. Kit is great for forming fenders, radiator shrouds, or any item needing a smooth radius curve.

ALL11023 1 Base With Two Jaws
ALL11024 2 Bases With Two Jaws



Spring Steel Drill Bit **ALL23115**

Specially hardened drill bit is required for drilling spring steel. The 17/64" size simplifies installation of 1/4" hardware. Sold each.



Hammer Type

Spring Steel Punch **ALL23116**

Hammer type punch places a 1/4" diameter hole 1/2" from the end of most 1" x .062" thick spring steel material. Punch features a built-in stop which positions the material for accurate hole placement. Punch needs to be placed on a hard surface (i.e. concrete floor, steel anvil, etc.) and struck lightly with a 3- to 4-lb. hammer.

Replacement Parts

ALL99013 Mandrel For ALL23116

Impact Gun

Spring Steel Punch **ALL23117**

Impact gun style punch places a 1/4" diameter hole 1/2" from the end of most 1" x .062" thick spring steel material. Punch features a built-in stop which positions the material for accurate hole placement. Punch may be placed in a vise or handheld and impact gun driven using a 3/4" socket.

Replacement Parts

ALL99014 Mandrel For ALL23117

ALL99173 Mandrel Bolt



43/64" Wheel Stud Drill Bit **ALL11045**

43/64" bit is correct for drilling hubs or axle flanges to accept most 5/8" wheel studs with .690" knurl diameter. 1/2" shank.



Fabrication Pencils

Pencil works well for marking lines during metal layout and fabrication.

Multiple uses include marking steel tubing for cutting or notching and marking patterns on painted aluminum or steel sheet metal. Silver reflective marks work best against darker surfaces during cutting or welding for high visibility. Pencil marks are resistant to torch flames and will not burn or rub off.

ALL12064 Pencil, 3-Pack

ALL12066 Mechanical Pencil, With Six Refills



Step Drill Sets

Drill multiple size holes with one bit. Drill sheet metal and aluminum without deforming or distorting. Bits start on contact, deburr, and chamfer while drilling, and does not require a center punch. Titanium nitride coated high speed steel. 1/4" shank.



ALL11041

ALL11040 (3-Piece Set)

Drill Bit	Sizes
Six Step	3/16", 1/4", 5/16", 3/8", 7/16", 1/2"
Nine Step	1/4", 5/16", 3/8", 7/16", 1/2", 9/16", 5/8", 11/16", 3/4"
Thirteen Step	1/8", 5/32", 3/16", 7/32", 1/4", 9/32", 5/16", 11/32", 3/8", 13/32", 7/16", 15/32", 1/2"

ALL11041 (2-Piece Set)

Drill Bit	Sizes
Eleven Step	1/4", 25/64", 35/64", 11/16", 13/16", 7/8", 1", 1-1/8", 1-7/32", 1-1/4", 1-3/8"
Twelve Step	3/16", 1/4", 5/16", 3/8", 7/16", 1/2", 9/16", 5/8", 11/16", 3/4", 13/16", 7/8"

Double Ended Drill Bits

Double ended bits are basically two bits in one. Convenient bit can be flipped around for a fresh sharp bit when drilling panels for Cleco fasteners or rivets. Package of 6.



ALL18201 1/8"

ALL18204 3/16"

Drill Bit For Flange Rivets 13/64"

ALL18203

A common size bit for working with 3/16" flange type rivets. High speed steel bits have black oxide finishes and self-centering tips. Flute length: 1-3/16", overall length: 2-1/4". Package of 2.



Cordless Rivet Gun

ALL18212

Quickly set steel and aluminum mandrel rivets anywhere without the need of an air compressor. Kit includes 3/32", 1/8", 5/32" and 3/16" nose pieces, 3-in-1 spanner wrench, (2) 14.4 volt li-ion batteries, charger and plastic carrying case.



Air Rivet Gun ALL18210

Durable air riveter speeds up assembly and quickly fastens steel or aluminum rivets into various materials. Includes nose pieces for 3/32", 1/8", 5/32" and 3/16" rivets.



Deluxe Air Rivet Gun

ALL18207

Heavy duty air rivet gun can be used with steel or aluminum rivets from 3/32" to 3/16".



Replacement Parts

- ALL18209 Jaw Set
- ALL99255 Nose Piece Set 3pcs
- ALL99256 Mandrel Cup

Hand Rivet Gun

ALL18206

Includes interchangeable nosepieces for 3/32", 1/8", 5/32", and 3/16" diameter rivets.



Rivet Gun Adapter For Cordless Drill ALL18205

Adapter is for reversible cordless drills and greatly speeds up the installation of "blind" rivets commonly used when building race car bodies. Tool is a real hand and time saver compared to hand operated rivet guns and is designed for use with all rivets up to 3/16" including 3/16" aluminum mandrel rivets but not recommended for 3/16" steel mandrel rivets. Adapter includes nosepieces for installing 3/32", 1/8", 5/32" and 3/16" rivets.



Threaded Insert Tool Kit

ALL19450

Tool works with a cordless drill to install a threaded insert into a panel or bracket. Inserts are helpful when the backside of the panel is not easily accessible. Simply drill the correct size hole, install the threaded insert onto the mandrel, then place the insert into the hole and tighten using any cordless drill. Once the insert is compressed, reverse the drill and remove the mandrel from the insert. Kit includes mandrel and nosepiece for 1/4"-20, 5/16"-18 and 3/8"-16 inserts, other sizes available separately. Threaded inserts sold separately.



Replacement Parts

- ALL19452 Mandrel and Nosepiece for 8-32
- ALL19453 Mandrel and Nosepiece for 10-24
- ALL19454 Mandrel and Nosepiece for 10-32
- ALL19455 Mandrel and Nosepiece for 1/4"-20
- ALL19456 Mandrel and Nosepiece for 5/16"-18
- ALL19457 Mandrel and Nosepiece for 3/8"-16



Threaded Inserts

Steel inserts are helpful when the backside of the panel is not easily accessible. Inserts work great for frequently removed items including gauge panels, switch panels, access panels and body panels or when mounting items to trailer walls. Inserts are designed for installation using insert tool ALL19450 with coordinating mandrel and nosepiece. Package of 10.



Part No.	Thread Size	Pilot Hole Size	Grip Range	Body Length (Before Comp.)
ALL19460	8-32	17/64"	Up To .080"	.420"
ALL19461	10-24	5/16"	Up To .130"	.475"
ALL19462	10-32	5/16"	Up To .130"	.475"
ALL19463	1/4"-20	13/32"	Up To .165"	.580"
ALL19465	5/16"-18	17/32"	Up To .150"	.690"
ALL19467	3/8"-16	17/32"	Up To .150"	.690"

Cleco Pin Fastener Kits

Cleco pins are reusable and easily make a temporary connection between pieces of sheet metal during fitting. Pins will work with thicknesses up to 1/4", kits include pliers and 10 pins.

- ALL18221 Kit With 1/8" Pins
- ALL18225 Kit With 3/16" Pins



Cleco Pliers ALL18220

Unique tool readily installs and removes Cleco fasteners.



Pin Type Cleco Fasteners

Cleco pins permit quick, easy installation and removal of sheet metal during fitting. Pins work with thicknesses up to 1/4".

1/8" Dia. Pins

ALL18222 10-Pack
ALL18223 25-Pack
ALL18224 100-Pack

3/16" Dia. Pins

ALL18226 10-Pack
ALL18227 25-Pack
ALL18228 100-Pack

TECH TIP: Drill holes one drill size smaller than the Cleco pin size to assure a tight fit.

1/4" Pin Type Cleco Fastener **ALL18234**

Cleco Pins are temporary fasteners that can easily be installed or removed in 1/4" holes when fitting sheet metal or chassis tabs using the ALL18220 Cleco Pliers. 1/4" size pin is ideal to use in place of body bolts or other 1/4" fasteners. Package of 10.

Clamp Type Cleco Fastener

ALL18230

Use when drilling is not an option. Smooth throat prevents paint damage, and spring exerts strong clamping pressure. Throat depth is 1" with a maximum clamping range of 1/2".

Quick Turn Fastener Wrench

ALL19400

The Allstar quick turn fastener wrench fits slot head fasteners and reduces the risk of body panel or fastener damage when using screwdrivers for loosening or tightening. Features a non-slip handle.

Quick Turn Spring Adjuster

ALL19405

This tool is a must when adjusting tension of quick turn springs. Simply turn knob on adjuster to evenly pull or push spring without kinking or breaking spring.

Transfer Punches

Used to mark quick turn fastener locations, place transfer punch in the initial hole in weld plate or body panel. Position the panel to be marked over top of punch and lightly tap with a hammer.

ALL19402 For 5/16" Fasteners
ALL19403 For 7/16" Fasteners

Taper Reamers

Repair or enlarge tapered holes to accept tie rod ends or ball joints. Reamers may be used in a drill with a 1/2" chuck by removing the T-handle.

ALL11170 Reamer, 7.15°, 1-1/2" Taper Per Ft.
ALL11172 Reamer, 9.56°, 2" Taper Per Ft.

Quick Turn Spring Fixture

Accurately drill panels when installing quick turn fastener springs. Start with a 1/4" center hole and use the fixture to locate and drill 1/8" holes for mounting the springs. Size listed is spring center-to-center distance.

ALL19406 Fixture For 3/4" Spring
ALL19407 Fixture For 1" Spring
ALL19408 Fixture For 1-3/8" Spring

Spindle Checker Tools

Assure correct alignment of the upper and lower ball joint when checking for bent spindles. Insert slugs into spindle and guide rod will fit through slugs if spindle isn't bent. Kits fit most aftermarket race and GM stock Metric spindles.

ALL11176 Kit With GM Lower, 2" Taper
ALL11177 Kit With Chrysler Lower, 1-1/2" Taper
ALL11184 Kit For GM Metric, 2" Taper

Related Parts

ALL99140 GM Lower Slug With Nut (2" Per Ft.)
ALL99141 Chrysler Lower Slug With Nut (1-1/2" Per Ft.)
ALL99158 GM Metric Lower Slug With Nut (2" Per Ft.)
ALL99142 Upper Slug With Nut (1-1/2" Per Ft.)
ALL99159 GM Metric Upper Slug With Nut (2" Per Ft.)
ALL99143 Replacement Guide Rod

Taper Reamer Specifications For Ball Joints

Part No.	Taper Specs	Part No.	Taper Specs
Ball Joint		Ball Joint	
ALL56204	1-1/2" Per Ft.	ALL56217	1-1/2" Per Ft.
ALL56206	2" Per Ft.	ALL56218	2" Per Ft.
ALL56208	2" Per Ft.	ALL56220	2" Per Ft.
ALL56210	1-1/2" Per Ft.	ALL56280	1-1/2" Per Ft.
ALL56212	2" Per Ft.	ALL56284	1-1/2" Per Ft.
ALL56214	1-1/2" Per Ft.	ALL56286	1-1/2" Per Ft.
ALL56216	1-1/2" Per Ft.	-	-

Ball Joint Spreader Tool **ALL11174**

Tool separates ball joint from the spindle. Inside of cylinder is shaped to fit over tapered stud of most ball joints and presses against stud of other ball joint. Not for use on FWD or 4WD applications. Tool is 4" tall fully collapsed and 6" tall fully extended.

Related Part

ALL11175 1" Extensions (Set of two)

Spindle Slug Tool **ALL11182**

Tool easily removes spindle slugs that are pressed into fabricated spindles with a standard wrench or socket.

Taps

Tungsten steel taps are titanium coated. Economy taps are available in right-hand and left-hand threads.



ALL11060..... 1/4"-20 RH
ALL11061..... 1/4"-28 RH
ALL11062..... 3/8"-16 RH
ALL11063..... 3/8"-24 RH
ALL11064..... 1/2"-20 RH

ALL11065... 1/2"-20 LH
ALL11066... 5/8"-18 RH
ALL11067... 5/8"-18 LH
ALL11068... 3/4"-16 RH
ALL11069... 3/4"-16 LH

NPT Taps

Alloy steel taps work well for chasing and cleaning threads before installing fittings and plugs.



ALL11056..... 1/8"-27NPT
ALL11057..... 1/4"-18NPT
ALL11058..... 3/8"-18NPT
ALL11059..... 1/2"-14NPT

Thread Files

Remove burrs from damaged or rusted external threads on bolts, spindles, axle tubes, threaded shaft, pipe, and pipe fittings. Choose from three different files, each 8-1/2" long. Standard and metric sizes.



ALL11037..... 11-12, 13-14, 16-18, 20-24TPI
ALL11038..... 9-10, 12-16, 20-27, 28-32TPI
ALL11039..... .80-1.00, 1.25-1.50, 1.75-2.00, 2.50-3.00mm

Flap Wheel Sanding Discs

Flap discs for 4-1/2" grinders with a 7/8" arbor quickly remove rust and other coatings from a variety of metal, stainless and steel surfaces. Ideal for grinding welds or preparing materials for welding. Sold each.



Flaps angled at 8° for increased surface contact and aggressive use. Best used at 15° - 25° angle.

ALL12121..... 60 Grit
ALL12122..... 80 Grit
ALL12123..... 120 Grit

Emery Cloth Rolls

1" wide emery cloth is perfect for many uses around the shop and trailer including cleaning, deburring and polishing. 150' box.

ALL12130..... 60 Grit
ALL12131..... 120 Grit
ALL12132..... 180 Grit



Twist Lock Backing Pad **ALL12100**


Twist lock backing pad accepts 2" twist lock style cleaning or sanding discs and features a 1/4" arbor to work with most drills or 90° die grinders. Pad is rated up to 30,000 rpm.



Twist Lock Sanding Discs

2" O.D. sanding discs are great for sanding a variety of parts and surfaces. Use with ALL12100 twist lock backing pad (sold separately). Package of 10.

ALL12105..... 60 Grit
ALL12106..... 80 Grit
ALL12107..... 120 Grit



Related Part

ALL12100..... Twist Lock Backing Pad For 2" Discs

Twist Lock Cleaning Discs

2" O.D. twist lock discs are great for cleaning gasket material or paint from parts and surfaces. Use with ALL12100 twist lock backing pad (sold separately). Package of 5.

ALL12101..... Coarse
ALL12102..... Medium
ALL12103..... Fine



Related Part

ALL12100..... Twist Lock Backing Pad For 2" Discs

Safety Wire Twister Pliers

ALL10120

Never lose another race because of loose bolts. Rugged pliers have an end bearing for smoother, faster twisting, especially in tight areas where a second pull is needed.



Safety Wire

Wire is used to mechanically lock pre-drilled fasteners for added security. Type 302/304 stainless steel wire features high corrosion resistance and good tensile strength in applications up to 500 degrees. Sold in a 1lb. spool enclosed in a convenient dispensing container.

ALL10121..... .032" Diameter
ALL11008..... .041" Diameter



Safety Wire Drill Fixture

ALL10122

Accurately drill holes in fasteners, allowing them to be mechanically locked in place with safety wire. Fixture accommodates most 3/16", 1/4", 5/16", 3/8", 7/16", 1/2" and 5/8" socket head and hex head fasteners. Guide bolt tightens against fastener, holding it secure for drilling. Fixture includes two guide bolts and two 1/16" drill bits conveniently stored within the fixture.



Replacement Part

ALL99102..... Replacement Drill Bits, 2-Pack

Dial Indicator With Magnetic Base **ALL96414**


Dial indicator with magnetic base is a necessity when degreasing a camshaft, checking crankshaft end play, deck heights, dome heights, transmission end play or ring and pinion backlash. Universal magnetic base may be mounted anywhere. Shockproof dial indicator has 1" of travel in .001" increments. Base and dial indicator may also be purchased separately.

ALL96415 Dial Indicator Only
ALL96416 Magnetic Base Only



Digital Calipers 0-6" With Case **ALL96411**

Measure inside, outside and depth dimensions with easy-to-read Metric or SAE LCD display, in .001" increments up to 6". On/Off switch conserves battery and zero setting assures accurate readings. Plastic case provides additional battery storage.



Dial Caliper **ALL96410**

Quality hardened stainless steel dial caliper is shockproof and capable of measuring items from .001" to 6" in increments of .001". Includes protective carrying case.



Runout Checker

ALL96440

Fixture provides an easy way to check for bent axles, torque tubes, drive shafts, torsion bars or radius rods. Fixture measures 16-1/2" overall.



Braided Hose Cutter **ALL11000**



Tired of the jagged edges left after cutting braided hose with a hacksaw? Heavy-duty hose cutter makes clean, snag-free cuts every time. 1-3/8" forged steel jaws will cut up to -20AN steel braided hose.

Replacement Blades **ALL11002**

Koul Tool Kits

If you have ever struggled while building stainless steel braided lines, the Koul Tool is for you! Insert fitting into the specially designed holder to help guide braided hose into fitting. Kits include tools, fitting adapters for most fittings, detailed assembly instructions and storage case. Not for use with PTFE-style hoses.



ALL11080 Koul Tool Kit -4AN To -8AN
ALL11081 Koul Tool Kit -6AN To -10AN
ALL11082 Koul Tool Kit -10AN To -16AN
ALL11083 Koul Tool Kit -4AN To -16AN
ALL11085 -6AN Kit
ALL11086 -8AN Kit
ALL11087 -10AN Kit

Pistol Grip Grease Gun

ALL14300

Quality gun has comfort grip handle for easy, one hand operation. Gun accepts a standard 14 oz. grease cartridge, features an air bleeder valve to eliminate air lock, and includes a flexible 12" long fill hose.



Grease Gun Tips

Tips reach to grease fittings in tight areas, such as U-joints, and may also be used to grease the ball spline unit on Bert transmissions. The 2" tip replaces the standard end on most guns with 1/8"NPT. Quick release 4" tip includes a small and large sleeve to fit standard couplers. Tips are for hand operated grease guns only.

ALL14305 2" Grease Gun Tip
ALL14306 4" Grease Gun Tip



Tubing Cutters

Cut plastic, aluminum, copper or steel tubing without distorting or crushing. Standard cutter works with tubing from 1/8" up to 1-1/8" and has wide rollers for even tracking of cutter wheel, built in reamer for cleaning inside of tubing and an extra cutting wheel. Mini cutter can cut tubing from 1/8" to 5/8" in tight areas.

ALL11010 Mini
ALL11011 Standard





Double Flare Tool **ALL11015**

Double flares 3/16", 1/4", 5/16", 3/8" and 1/2" steel or aluminum and .040" copper tubing at 45°, the most common flare used in custom brake and fuel lines. Includes detailed instructions and a convenient plastic storage case.



Brake Pressure Gauge **ALL11020**

Gauge temporarily replaces the bleeder screw in most aftermarket brake calipers with 1/4"-28 thread bleeder screws to measure brake pressure. Swivel head positions the 2-3/4" diameter gauge for easy viewing. Convenient remote bleeder can be used to evacuate air in the system for accurate readings.



Related Part

ALL11022..... Adapter converts ALL11020 and other gauges with 1/4"-28 thread to 10mm-1.50 thread for use with popular GM Metric calipers.

Brake Pressure Gauge Kit **ALL11026**

Brake pressure gauge kit includes two gauges, allowing one gauge to be used in the front and one in the rear brake system. Compare front to rear pressures to help diagnose problems or to preset your brake bias. Gauges easily replace 1/4"-28 brake bleeders which are commonly found in most aftermarket calipers.



Hard Brake Line Display Rack **ALL052**

Display, organize, and inventory many lengths of 3/16" steel brake line. Rack measures 17" wide, and has 21 slots which hold 6 pieces each. Pre-punched mounting holes provide easy mounting on wall or display fixture. Not for use with braided brake lines.



Brake Bleeder Bottles

Contain the mess of bleeding brakes by capturing fluid in this 16 oz. bottle with a 15" long hose which attaches to most bleeder screws. The removable cap has a built-in fitting to secure the hose during storage to help prevent spills. Choose from a steel lanyard retainer that suspends the bottle from a chassis or suspension component, or a magnet retainer to secure the bottle to a steel object such as a brake drum or rotor during bleeding. ALL11017 has a magnet retainer and a built-in one way check valve for one person brake bleeding.



ALL11019..... Bottle With Lanyard

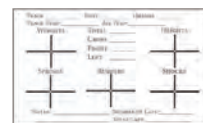
ALL11018..... Bottle With Magnet

ALL11017..... Bottle With Magnet And Check Valve

ALL99435..... Replacement Hose

Circle Track Set Up Book **ALL043**

Track important chassis settings with this 4" x 5" pocket size spiral bound book. Each book has 50 carbon backed pages perforated for easy tear off.



Scale Buddy **ALL13115**

The Scale Buddy is a water filled bladder that may be placed directly into the seat of the car to represent the weight of the driver when setting up and scaling your racecar. Bladder may be filled and emptied in the car using a standard garden hose and weighs up to 100lbs when filled.



Note: Designed for set-up purposes only, not designed to be used as ballast during racing.



Jimmy Phelps



Engine Cradles

Engine cradles are available in standard duty or heavy duty, both with provisions for mounting wheels and are made of 1" square tubing with black powder coating. All cradles are for include Grade 5 fasteners and may be easily disassembled for storage. Standard duty cradles accept wheel kits with 3/8" studs. Heavy duty cradles accept wheel kits with 1/2" studs. Wheel kits sold separately.



ALL10130

Standard Duty Cradles

- ALL10130**..... SB and BB Chevy
- ALL10138**..... GM LS Series
- ALL10145**..... SB Ford*
- ALL10147**..... SB Ford Modular/Coyote
- ALL10150**..... SB Mopar
- ALL10151**..... Hemi (5.7 And 6.1)



Standard Duty Wheel Mount

Heavy Duty Cradles

- ALL10132**..... SB and BB Chevy
- ALL10139**..... GM LS Series
- ALL10142**..... Oldsmobile
- ALL10144**..... Pontiac
- ALL10148**..... SB Ford*
- ALL10149**..... SB Ford Modular/Coyote
- ALL10152**..... SB Mopar
- ALL10154**..... BB Ford
- ALL10156**..... BB Mopar†



Heavy Duty Wheel Mount

*Works with stock and most aftermarket blocks including Dart, World, and Ford Boss with ribbed engine mount bosses and bulged water jackets.

†Designed for most Mopar B and RB blocks. Will not work with 392 or 426 "hemi" Engines.

Caster Wheel Kits

Hard rubber wheel kits may be mounted to Allstar engine cradles ALL10130 thru ALL10159. Kits are also available with locking wheels, ideal for storing spare engines in trailer. Standard duty kits feature 3/8" studs and heavy duty models use 1/2" studs. Four wheels per kit.



- ALL10162**..... Std. Duty 3" Dia. Kit
- ALL10163**..... Std. Duty 3" Dia. With Locking Kit
- ALL10164**..... Heavy Duty 3" Dia. Kit
- ALL10165**..... Heavy Duty 3" Dia. With Locking Kit
- ALL10166**..... Heavy Duty 5" Dia. Kit

SB/BB Chevy Economy Engine Cradle

ALL10171

Cradle is great for storing or transporting engines safely. Designed to fit small and big block Chevrolet engines, cradle is fully welded from 1" square tubing and powder coated black. Cradle has provisions for mounting our standard duty wheel kits with 3/8" wheel studs.



SB/BB Chevy Engine Cradle

ALL10172

A quality cradle for small block and big block Chevrolet engines. Casters included.



SB Chevy 2-Piece Engine Stand

ALL10157


2-piece engine stand constructed from 1" x 2" steel tubing is specially designed to clear most oversized dry sump oil pans with up to a 9" deep sump. Stand includes six 3/8" x 1" grade 5 bolts and accepts wheel kits with 3/8" studs.



Sprint Engine Cradle

ALL10159

Cradle bolts to most stock type and aftermarket SB Chevy blocks, including narrow pattern lightweight and standard bell housing bolt patterns. Slotted front mounts accept most frame width engine mounts. Provisions for standard wheel kits are positioned to support complete engines with attached radiators.



Transmission Stand **ALL10174**

Avoid damage and fluid leaks during storage and transport of many popular transmissions. Multi-position stand also keeps the transmission level and clean during servicing. An adjustable rear stabilizer bracket can be moved fore and aft as well as vertically to accommodate a variety of transmissions including Bert, Brinn, Muncie, Saginaw, Richmond and many others. Overall dimensions 11" x 14" x 6".



Engine Lift Handles

ALL10136


Need to move a spare motor when a cherry picker isn't the solution? These machined aluminum sure grip handles will thread into any engine block or cylinder head with 3/8"-16 coarse thread holes. Sold as a set of 4.





Engine Lift Plate **ALL10123**

Ease engine swaps with the Allstar engine lift plate. Bolts to manifold in place of carburetor. Yellow zinc coated plate fits standard Holley 4150/4160 and 4500 Dominator, Rochester Quadrajet, Carter, Motorcraft, Edelbrock, Edelbrock Q-Jet and Carter AFB carburetors.



All-In-One Engine Lift Plate **ALL10137**

Engine Plate has provisions to fit all LS GM engine blocks and most Holley 4150/4160 and 4500 series, Rochester Quadrajet, Edelbrock and Carter AFB Carburetors. Plate features three lifting points for various chain positioning which allows engine weight to be balanced or offset. An offset position is especially helpful when angling an engine (with transmission attached) in or out of a vehicle. Constructed of 3/16" thick zinc plated steel.



Engine Lift Plates For LS Series GM Engines

Engine plates are designed for lifting LS series GM engines. Installation of lift plate requires removal of the intake manifold and valley cover tray to properly secure lift plate to engine block. Plate features three lifting points, allowing engine weight to be balanced or offset. Offset position is helpful when angling an engine (with transmission attached) in or out of a vehicle. Made from 3/16" thick zinc plated Steel.



ALL10140

- ALL10140**..... Gen III Engines
- ALL10143**..... Gen IV Engines
- ALL10141**..... Gen V Engines

Ford EFI Engine Lift Plate **ALL10125**

Ease engine swaps with the Allstar engine lift plate. Fits standard 5.0L/5.8L EFI intakes: OEM, GT-40, Cobra, Holley, Edelbrock.



Engine Oil Pressure Primer Tank **ALL10535**

Primer tank supplies initial oil to the oil pump in engines equipped with a crank driven oil pump. Fill primer tank with engine oil, then apply compressed air to force the fluid throughout the engine via the oil pressure sender/switch port to pre-lube the entire engine including the oil pump.



Oil Filter Cutter **ALL10538**

Tool removes the outer shell of most spin-on style engine oil filters to inspect the filter material for contamination or debris.



Freeze Plug Driver Set **ALL96482**

Have problems installing freeze plugs? Use these plastic drivers along with a hammer or mallet for simple installation without damaging the plugs or the block.

Three sizes per set: 1-1/2", 1-5/8", 1-3/4".

(Size refers to size of plug)



Individual Drivers

ALL96483..... 1-1/2" Driver

ALL96484..... 1-5/8" Driver

ALL96485..... 1-3/4" Driver

SB Chevy Cam Bearing Tool **ALL96470**



For installing cam bearings quickly and easily without damage. Shaft is steel; pilot and driver are aluminum.

LS Main Cap Removal Tool **ALL96525**

Quickly and easily pull main bearing caps off GM LS series V8 engines, especially those with main studs. Hook tool to the bottom of cap, press down on handles, and the balanced leverage pulls the cap out of the block with one swift motion. 26" long x 4" high.



Rod And Piston Holder **ALL96478**

Holder safely supports piston and connecting rod assemblies during engine teardowns or assembly. Slots are 4-3/4" L x 1-1/2" W to accommodate most combinations. Holder measures 24" x 12" x 9-1/2" tall and can be disassembled for storage.



Rod Guide Tool **ALL96480**

Plastic tool slips over 3/8" or 7/16" rod bolts to aid piston installation and eliminate the chance of rod bolts hitting crank. A must for any engine builder's toolbox.




Related Part

ALL96481..... Rod Guide Tool Extensions 4.5", 1-Pair

Plastigage® Kit **ALL96475**

Plastigage strings are a simple and accurate way to verify crankshaft, main and rod bearing clearances. Kit includes two green .001" to .003" and one red .002" to .006" (12" long strings), individually packaged inside calibrated sleeves. Detailed instructions are included.



Valve Spring Compressor **ALL96490**

Adjustable C-clamp style compressor will fit most heads including Hemi. Spring cup will fit stock springs up to 1.750" diameter and has a 1.100" "working window" for access to keepers, which may be too large for some small diameter spring/retainer combinations. Compressor has 9/16" hex for use with a wrench, ratchet or impact. This tool will handle spring pressures in excess of 1200 lbs. without slipping off.



Feeler Gauges

Use in engine assembly to check connecting rod side clearance, piston ring end gap, spark plug gap and valve lash. Gauges have Metric and SAE sizing designations etched in each blade. Choose straight or angled sets.



ALL96420 Straight

ALL96421 Angled

Valve Lash Wrenches

Allstar Valve Lash Wrenches save precious time and eliminate fumbling with two separate wrenches. Available for Jesel, T&D and other poly-lock style rocker assemblies.



ALL96400 7/16" Box Wrench, 1/8" Allen Wrench, Jesel Assemblies

ALL96401 1/2" Box Wrench, 3/16" Allen Wrench, T&D Assemblies

ALL96402 9/16" Box Wrench, 3/16" And 7/32" Allen Wrenches

ALL96403 5/8" Box Wrench, 3/16" And 7/32" Allen Wrenches

Remote Starter Switch Kit **ALL76205**

Kit includes a low profile, steel cased foot pedal with 8' cord and assorted wire ends to work with many applications. Provides hands free engine cranking when adjusting valves.



Remote Starter Button **ALL76206**

Remote button is helpful when performing valve lash maintenance if the ignition panel can't be reached. Leads are 60" long and come complete with gator clamps to connect to starter solenoid.



Spark Plug Index Shims

Stackable shims index spark plugs at 30° intervals up to 360° properly positioning ground strap in cylinder head for increased power and clearance between spark plug and piston. Shims are intended for use with 14mm flat seat spark plugs only. Package of 24 shims contains 12 silver 60°, 12 black 90°, detailed instructions and dial chart.

ALL96505 Shim Kit, Standard O.D. (.800")

ALL96506 Shim Kit, Small O.D. (.720")*

*Shims are designed for close tolerance spark plug pockets such as those on ALL-PRO cylinder heads.



Spark Plug Indexing Tool **ALL96510**

Indexing positions the ground strap of the spark plug properly for best piston dome clearance and un-shrouds the electrode for a more even burn and possible gains of 5-15 horsepower. Works with flat gasket or taper seat 14mm spark plugs. Includes instructions.



Spark Plug Gap Tool **ALL96515**

Used to set consistent plug gap. Insert plug into holder, then put feeler gauge between ground strap and electrode. Gently turn knurled knob until feeler gauge is snug.



Spark Plug Gap Tool Kit

ALL96516

Spark plug gap tool quickly and accurately gaps 14mm threaded spark plugs. Thread spark plug into tool, place the correct size feeler gauge beneath the ground strap, then tighten knob to set plug gap. Includes 17 different feeler gauge sizes .010" thru .035".



Port And Polish Kit **ALL11052**

Kit includes an assortment of 60, 80 and 120 grit cartridge rolls for cleaning and modifying intake and exhaust ports to match gas-kets, remove casting marks and for smoothing out runners. Two 1/4" mandrels are included with each kit.



Dykem Layout Fluid **ALL12070**

Apply layout fluid to the work surface to enhance visibility of scribes during fabrication. Blue fluid dries in minutes to a uniform, thin film without cracking or chipping. 4 oz. container has a built-in brush under cap. Not intended for use in set up of ring and pinion gear sets.



Flywheel Locking Tool

SB/BB Chevy **ALL96426**

Place flywheel locking tool onto rear block dowel pins to prevent the flywheel from turning while tightening or loosening balancer bolts, flywheel bolts, clutch/pressure plate bolts or cam gear bolts. Locking tool works with 153- or 168-tooth flywheels and flexplates.



SB Chevy Crank Socket **ALL96424**

Steel socket for rotating the crankshaft during engine assembly features a 1" hex and a 1/2" ratchet drive.



Compression Tester **ALL96520**

Tester checks cylinder compression from 0 to 300 PSI and features an air-hold valve to reset gauge. One-piece stepped brass end fitting with O-rings fits 14mm and 18mm spark plug threads. Easy-to-read 2-1/2" dial is encased in a metal housing, surrounded by an anti-shock rubber cover. A quick release coupler connects the included 12" flexible hose to the gauge.



Pilot Bushing Install Tool

ALL26115

Driver simplifies installation of pilot bushings or bearings for manual transmissions including Muncie, Saginaw, BorgWarner, T-10 and many other popular transmissions with .590" pilot shafts.



Clutch Alignment Tools

Splined, high-impact plastic tools are helpful when aligning the clutch disc on the flywheel for proper insertion of the transmission input shaft.



ALL14290 1-1/8" Diameter, 10-Spline

ALL14292 1-1/8" Diameter, 26-Spline

Flexible Magnetic Pickup Tool

ALL14172

Flexible tool bends to multiple positions, extends up to 24" and has a magnetic end to quickly retrieve parts.



Telescoping Magnet **ALL14173**

A strong (3 pound pull), telescoping magnet that will retrieve dropped tools or fasteners. Tool extends over 2', and retracts to just 5" to fit in a shirt pocket.



Telescoping Mirror **ALL14174**

A 1-1/4" multi-positional, telescoping mirror for inspecting hard-to-see areas or locating engine oil leaks. Mirror is 6-1/2" long and extends to over 19".



Caps And Plugs

A must for keeping debris out of lines and hoses. Ideal for keeping internal components of dry sump pumps, fuel pumps, pressure regulators, etc. clean during storage. Caps and plugs fit 37° flared fittings and straight threaded ports. Available in plastic and aluminum.



Cap	Plug	AN Size	Thread Size	No. Per Pkg.
Plastic Caps And Plugs				
ALL50801	ALL50811	-3	3/8"-24	20
ALL50802	ALL50812	-4	7/16"-20	20
ALL50803	ALL50813	-6	9/16"-18	20
ALL50804	ALL50814	-8	3/4"-16	20
ALL50805	ALL50815	-10	7/8"-14	10
ALL50806	ALL50816	-12	1-1/16"-12	10
ALL50807	ALL50817	-16	1-5/16"-12	10
ALL50808	ALL50818	-20	1-5/8"-12	5
Aluminum Caps And Plugs				
ALL50821	ALL50831	-3	3/8"-24	20
ALL50822	ALL50832	-4	7/16"-20	20
ALL50823	ALL50833	-6	9/16"-18	20
ALL50824	ALL50834	-8	3/4"-16	20
ALL50825	ALL50835	-10	7/8"-14	10
ALL50826	ALL50836	-12	1-1/16"-12	10
ALL50827	ALL50837	-16	1-5/16"-12	10

Cap And Plug Kits



Kits include five of each size, -3AN to -16AN.

ALL50800 Plastic Cap Kit

ALL50810 Plastic Plug Kit

ALL50820 Aluminum Cap Kit

ALL50830 Aluminum Plug Kit

Steel Twelve Point AN Wrenches

Steel twelve point AN wrenches with rubber coated handles are commonly used in tight areas such as tightening hose ends on dry sump oil pumps or fuel lines.

ALL11178 -8AN

ALL11179 -10AN

ALL11180 -12AN

ALL11181 -16AN



Utility Jugs

5-gallon utility jug features an O-ring sealed cap with a removeable 1/2" NPT plug for installing a filler hose and a screw-on style vent with attached lanyard. Square shaped body measures 9-1/2" x 9-1/2" x 23" tall. Utility jugs include a 12" flexible filler hose with a capped end for a secure seal.

- ALL40120** Clear
ALL40121 Red
ALL40122 Blue
ALL40123 Yellow



NEW

Carb Hats

Carburetor hats are ideal to cover open carbs and prevent debris from falling into the engine while working in garage or pit area while the air cleaner is removed. 2-1/2" tall carb hats are designed to fit most carbs or throttle bodies with a 5-1/8" diameter neck.



- ALL26040** Plastic
ALL26042 Plastic With Screen
ALL26043 Aluminum,
ALL26044 Aluminum, With Sealing O-Ring

Note: Hats will not clear choke linkage or shaft on Holley style carbs but will clear choke horn with choke linkage and shaft removed.

Funnels

Heavy duty plastic funnels are perfect for topping off fuel or other liquids. Available in several sizes.



- ALL40100** 6 Qt. Funnel With Brass Screen
ALL40102 2 Qt. Funnel With Brass Screen
ALL40104 1 Pint Funnel With Brass Screen

Extended Funnel


Funnel with 18" flexible extension works great for filling fluids in hard-to-reach areas, ideal for differentials and manual transmissions. Built-in hang tab allows funnel to be secured to body or frame for hands free filling.

- ALL40107** 1 Pint Funnel With Flexible Extension



Carb Stand **ALL26200**

Aluminum stand simplifies carb maintenance and will hold carb off of work bench surface. Works with Edelbrock, Quadrajet, and Holley 2- and 4-barrel carbs (except 4500 series).



Dominator Carb Hat **ALL26041**

Plastic carb hat is 2-3/8" tall and fits over the 7-1/4" air cleaner opening of Holley Dominator carburetors to prevent water or debris from entering the engine. Solid cover may be drilled when an air cleaner stud is used.



Filter Cleaning Station

ALL26009

Filter cleaning station simplifies and speeds up the process of servicing 14" washable air filters. Spray air filter with a cleaner/degreaser as recommended by filter manufacturer, allow a brief time to soak, then flush clean with a garden hose. Allow filter to dry completely rotating as necessary. Once filter is dry, use stand to rotate filter for even application of filter oil, if applicable. For use with washable filter elements only (sold separately).



Tool Tray **ALL14170**

Tool tray measures 12" x 18" x 3", with hooks on one side to fasten to race car nose or sprint/midget front wing and 6" stands on the opposite side so tray will sit level. Tray has 16 holes for spark plug and nozzle holder use.





Wheelie Bar Wrenches

Billet aluminum wrench is the perfect tool for adjusting wheelie bar height. A highly visible scale printed directly onto the wrench helps to quickly measure height between 2" to 7" in 1/8" increments. Overall wrench length 9" x 3/8" thick.

- ALL11195** Wrench For 3/4" Jam Nut
ALL11196 Wrench For 15/16" Jam Nut
ALL11197 Wrench For 1" Jam Nut



Nitrous Combination Wrench **ALL11151**

4-in-1 wrench has four different sizes to accommodate -3AN, -4AN, -6AN line fittings and 1-1/4" bottle fitting. Compact enough to fit in your pocket or glove box for quick bottle changes or to check lines at the track.



Aluminum AN Fitting Wrench Set

ALL11100

Five-piece, aluminum wrench set for use with aluminum AN-style, braided hose fittings manufactured by Aeroquip, Earl's, etc. Sizes included are -6AN, -8AN, -10AN, -12AN, and -16AN. Each wrench is finished in different color anodizing for easy identification. Also sold each.



Individual Wrenches

- ALL11106** -6AN **ALL11112** -12AN
ALL11108 -8AN **ALL11116** -16AN
ALL11110 -10AN **ALL11118*** -20AN

*-20AN wrench not included in set.

Double-Ended Aluminum AN Fitting Wrench Set

ALL11120

Wrenches make quick work of checking both halves of a fitting when the line is installed on the car. Won't mar fittings like steel wrenches. Wrenches are also sold individually.



Individual Double-Ended Wrenches

AN Size	Hose Wrenches (Red)	Fitting Wrenches (Blue)
-4, -6	ALL11124	ALL11126
-8, -10	ALL11128	ALL11130
-12, -16	ALL11132	ALL11134

Adjustable Aluminum Fitting Wrenches

Eliminate the guesswork of which wrench is needed to tighten, remove or check steel braided hose fittings. Aluminum wrenches prevent damage to fitting and are available in two sizes: 8" for fittings up to a -10AN, and 10" for fittings up to -20AN.

- ALL11152** 8"
ALL11153 10"



Drum/Barrel Pump **ALL40114**

Hand siphon drum pump dispenses or transfers low viscosity fluids from a 55-gallon drum. Self priming bulb delivers up to 5 gallons per minute. Compatible with gasoline, methanol and nitro methane.

Drum Pump Kit for Utility Jugs

Easily transfer low viscosity fluids from most popular utility jugs without lifting a heavy jug by converting jug into a hand pump unit. Kit includes a cap and hand pump to replace the original utility jug cap. Individual cap may be purchased separately when using an existing pump. Pump siphon tube will need to be cut to length depending on the size of jug used.

- ALL40116** Kit For Use With Scribner Jug
ALL40117 Kit For Use With VP Jug
ALL40118 Cap Only For Use With Scribner Jug
ALL40119 Cap Only For Use With VP Jug



Primer Bottle

ALL40090

Durable plastic squeeze bottle is ideal for priming alcohol engines. Cap has an angled filler tube, with tapered tip that easily fits into the vent tube of carburetor fuel bowl. 16.9 ounce capacity.

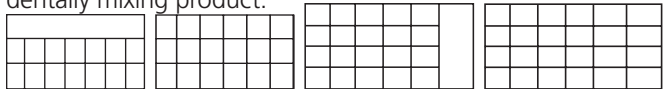


Ryan Timms

Storage Cases

These handy storage cases help organize many items around the shop, trailer or home such as electrical connectors, quick turn fasteners, tire groover and siper blades, small screws, fasteners and many more items.

Curved bottom compartments create a smooth scoop, making it easy to remove the smallest of items. Molded-in dividers prevent items from slipping under dividers and accidentally mixing product.



- ALL14360** Plastic, 15 Compartment, 11" x 7" x 1-3/4"
ALL14361 Plastic, 18 Compartment, 11" x 7" x 1-3/4"
ALL14365 Metal, 21 Compartment, 9-1/2" x 13-1/2" x 2"
ALL14366 Metal, 24 Compartment, 9-1/2" x 13-1/2" x 2"

Test Light **ALL76215**

Quickly diagnose electrical problems by testing for current in electrical circuits, relays, switches or fuses. Handheld test light has a 36" lead wire with an insulated clip which fastens to a common ground and a sharp piercing point to probe insulated wire or terminals. Indicator light illuminates identifying powered circuits in 6-12V systems.



Weather Pack Terminal Tool **ALL76264**

Tool removes male and female pin terminals from Weather Pack connectors without damage.



Weather Pack Pliers **ALL76221**

Weather Pack pliers will crimp most popular 10-22 gauge non-insulated terminals. 8" overall length.



Impact Crimper **ALL76135**

Excellent for permanently crimping standard cable ends to battery cables.



Wire And Cable Cutters **ALL11003**

Capable of cutting copper stranded wire from 20 gauge primary wire to 1/0 gauge battery cable. These specially designed cutters will not flatten wire during cutting, which is helpful when installing connectors and building battery cables. Cutters are not designed to cut steel wire.



Ratcheting

Crimp Pliers **ALL76220**

Perform professional quality crimps on most standard electrical connectors. Pliers include jaws for 22-18, 16-14 and 12-10 gauge connectors and are easily compressed with help from the ratcheting mechanism which releases when connector is fully crimped.



Nylon Tie Wraps

Secure electrical wiring, gauge lines and roll bar padding. 100 per bag. Available in black, natural, red, blue, yellow and purple nylon.



Black

- ALL14120** 3-3/4"
ALL14122 6"
ALL14123 7-1/4"
ALL14124 11-1/4"
ALL14125 14-1/4"

Natural

- ALL14130** 3-3/4"
ALL14132 6"
ALL14133 7-1/4"
ALL14134 11-1/4"
ALL14135 14-1/4"

Red

- ALL14126** 7-1/4"
ALL14127 14-1/4"

Blue

- ALL14128** 7-1/4"
ALL14129 14-1/4"

Yellow

- ALL14136** 7-1/4"
ALL14137 14-1/4"

Purple

- ALL14138** 7-1/4"
ALL14139 14-1/4"

Heavy Duty Nylon Tie Wraps

Heavy duty black nylon ties are ideal for emergency repairs and applications that require a secure attachment.

- ALL14380** 8", 25-Pack
ALL14381 14", 25-Pack
ALL14383 21", 10-Pack
ALL14385 36", 10-Pack



Nylon Flush Fit Tie Wraps

Flush fit design ties have the excess portion of the tie exit in the same direction as the original tie, helping to eliminate the left-on protruding sharp portion found in standard ties. Package of 100.

- ALL14395** 8" Long
ALL14396 11" Long



Nylon Tie Wraps With Mounting Holes

Built-in tab with mounting hole to easily secure wiring harnesses, hoses or cables to a panel with rivets or other fasteners. Package of 25.

- ALL14390** 8" With #10 Hole
ALL14391 11" With #10 Hole
ALL14392 14" With 1/4" Hole



Tie Wrap Tool **ALL11005**

Tired of cuts from nylon tie wraps that have been trimmed with standard wire cutters? This tool does a great job of drawing nylon ties tight around bundles of wires or cables in tight areas and easily cuts flush with a twist of the wrist. ABS constructed tool has steel cutting blades and works with common size nylon wire ties.



Tie Wrap Mounting Bases

Self-adhesive mounting bases provide a location for attaching standard tie wraps to secure wiring, cables and hoses. Bases mount to clean flat surfaces and accept 75# and smaller wire ties. Package of 10.

- ALL14116** 3/4" x 3/4" Mounting Base
ALL14117 1-1/8" x 1-1/8" Mounting Base



Radiator Fin Tool Kit

ALL10680

Hand held tool straightens and repairs damaged fins in most radiators, coolers, and air conditioning condensers. Repairing damaged fins provides better airflow through core increasing cooling ability. Six interchangeable heads: 13, 15, 16, 17, 18 and 20 fins per inch.



Blower Fan ALL30002

Compact, 115V, 2.3 amps plastic blower moves up to 300 CFM of air. The quiet electric blower can be adjusted to move cooling air wherever it's needed, up to 30 ft. away. Weighs just 8 lbs. with two built-in receptacles and a 12' long power cord. Optional 5300 BTU heater accessory (sold separately) attaches to front of blower and plugs into one of the receptacles to transform blower into a heater. Heater with blower unit draws 11.7 amps.



Related Part

ALL30003..... Blower Fan Heater Accessory, 3 Lbs.

Wall Mount

Radiator Holder Kit ALL12216

Brackets fasten to trailer wall and hold radiator safely in place during transport to avoid damage. Kit includes two 29" long aluminum brackets with adjustment holes at 2" increments and arms to fit radiator cores up to 2-1/4" wide. Adjustable arms are slotted for quick adjustment with included thumbscrew knobs to fit a variety of radiator heights.



Safety Glasses

ALL10258

Comfortable, lightweight, general purpose safety glasses have a clear wrap around lens for maximum visibility. ANSI-Z87.1 rated.



Reusable Corded Earplugs

ALL12000

Corded earplugs fit instantly without rolling or squeezing. Made of a soft material that cleans up easily in warm, soapy water.



Nitrile Gloves

Nitrile gloves protect against dirt and grime and help prevent oil and harsh chemicals from contacting the skin. Chemical resistant gloves work well for general purpose as well as jobs that involve oil, fuel, brake fluid and most cleaning chemicals such as brake and carb cleaners. Package of 100.



ALL12024 Medium

ALL12025..... Large

ALL12026 X-Large

ALL12027..... XX-Large

Allstar Gloves

General purpose gloves protect hands from everyday abuse in the shop or at the racetrack. Lightweight, elastic weave material with reinforced palm and fingers allows mobility and unrestricted use.



ALL99940 Medium

ALL99941 Large

ALL99942..... X-Large

Allstar Apron ALL99962

Black cloth apron has pockets to keep tools close at hand. Reverse apron to place pockets on the inside when grinding tires. Adjustable strap allows one size to fit all.



Deluxe Aluminum

Mud Scraper ALL44165



Remove the stickiest mud and clay without damaging paint or decals. Lightweight and 32" long to reach wings, deck lids and undercarriage. Use the convenient hole in end to hang scraper.

Pressurized Sprayers

Sprayers are great for applying bulk cleaners, degreasers, solvents, penetrating oils and other lubricants. Sprayers have a capacity of 32 ounces. Versatile nozzle adjusts from mist to a stream.



ALL10516..... Black

ALL10518..... Chrome

Racer's Tape

A hundred uses in the shop or at the track, this is true "Racer's Tape".



1" Wide x 90'

ALL14140 Silver
ALL14141 Black

2" Wide x 180'

ALL14150 Silver
ALL14151 White
ALL14152 Red
ALL14153 Black
ALL14154 Yellow
ALL14155 Blue

2" Wide x 180'

ALL14156 Orange
ALL14157 Green
ALL14158 Burgundy
ALL14159 Purple
ALL14162 Teal

3" Wide x 180'

ALL14142 White
ALL14143 Black

Gaffer's Tape

Vinyl coated gaffer's tape has a dull appearance and is much stronger than standard racer tape.



2" Wide x 165'

ALL14251 White
ALL14252 Red
ALL14253 Black
ALL14254 Yellow
ALL14255 Navy Blue

1" Wide x 150'

ALL14245 Fluorescent Green
ALL14246 Fluorescent Pink
ALL14247 Fluorescent Orange
ALL14248 Fluorescent Yellow

2" Wide x 45'

ALL14145 Fluorescent Green
ALL14146 Fluorescent Pink
ALL14147 Fluorescent Orange
ALL14148 Fluorescent Yellow

4" Wide x 165'

ALL14261 White
ALL14263 Black

Non-Skid Tape

Heavy duty, non-skid tape is long lasting and may be used in the race car, shop or trailer. Tape will handle temperatures up to 220°F.

ALL14175 2" x 10'
ALL14165 4" x 10'



Black And White

Checkered Tape **ALL14149**

Checkered tape has many uses such as signs, displays, race cars, trailers, etc. Rolls are 2" W and 45' L.



Air Box Tape

Metallized tape has special adhesives to secure and seal panels. Designed specifically for sealing air boxes and other high heat areas. Rolls are 2" W and 180' L.


ALL14270 Silver
ALL14272 Black





Reflective Tape

Reflective tape is weather and solvent resistant for outdoor use on the side and rear of trailers. Can also be used on safety equipment, motorcycles, farm equipment and large trucks. Material is manufactured with the correct required DOT certification markings. 6" Red/6" White pattern. Rolls are 2" W x 50' L.

ALL14240 Triangle Pattern
ALL14242 Diamond Plate Pattern



ALL14240



ALL14242

Surface Guard Tape

Clear protective polyurethane tape can be applied directly over painted surfaces or decals to help prevent scratching, chipping or other damage. Use on wheel well openings, rocker panels, headlight decals, door edges or anywhere added protection may be required. Tape is 8 mil thick and provides excellent resistance to ultraviolet light. Will not yellow over time.

ALL14275 2" x 30'
ALL14276 3" x 30'
ALL14277 4" x 30'



Shipping Tape

Seal shipping boxes and boxes of spare parts.

ALL14160 Clear 2" x 330' Roll
ALL14161 Tan 2" x 330' Roll



Tape Gun **ALL14163**

Use with shipping tape.





Masking Tape

Premium masking tape is ideal for protecting areas when priming and painting. Waterproof backing is suitable for wet sanding and works with baking cycles up to 230° for 60 minutes. UV resistant.

ALL14235 3/4"

ALL14236 1-1/2"

ALL14237 2"



ALL14236

Electrical Tape **ALL14280**

Protect electrical connections and secure wires. 3/4" x 60' roll. UL approved.



Thread Sealant Tape **ALL14282**

PTFE tape seals threads on pipe connections. 1/2" x 21' roll.



Silicone Repair Tape

ALL14285

Tape is a self-fusing silicone with many uses including sealing plumbing and hoses, insulation of wiring from up to 500 degrees of heat, sealing electrical connections and provides extra grip on steering wheels and tool handles. Resists fuels, oils, solvents and will not gum up or stick like most other tapes. Roll is 1" wide x 10' long x 20mil thick.



Double Sided Tape **ALL14288**

Double sided tape is a suitable alternative for attaching panels or trim when standard mechanical fasteners are not an option. Tape is ideal for mounting items on trailer walls or attaching aluminum panels in enclosed trailers. Roll is 3/4" W x 15 ft. L.



Cleaning Wipes

Disposable wipes are great for cleaning hands when washing is not an option. Perfect for use after fueling vehicles, making roadside repairs or even as a pre-clean to remove stubborn grease. Durable textured wipes are pre-moistened, citrus scented and enriched with aloe and vitamin E to deep clean and promote soft skin. Resealable package prevents product from drying out.



ALL12016 30 Ct. Pop-Up Dispenser

ALL12017 60 Ct. Pop-Up Dispenser

Scott Rags **ALL12005**

Multi-purpose cloth-like disposable towels are perfect for shop and trailer. 10" x 12" towels are packaged in a 200 ct. box with pop-up dispenser. Mount to shop or trailer wall with ALL12220 holder



Rags-In-A-Box Holder

ALL12220

Keep your work bench clean and your towels within easy reach! White powder coated steel holder fastens to your shop or trailer wall to keep your boxed shop towels up and out of the way. Works with most popular boxed towels measuring 9-1/2" x 9-1/2".



Shop Towels **ALL12006**

Blue shop towels are much heavier than standard paper towels and work great for numerous tasks around the shop or track. Rolls contain 60 individually perforated 11" x 9-1/2" disposable sheets.



Shop Towel Roll Holder

ALL12219

Aluminum shop towel holder is 11" wide to hold most standard size towel rolls. Two flip-over clips hold the towel rod in place for easy roll replacement and a weighted plate helps keep towels from unrolling when mounted to trailer or shop wall.



Towels

Soft, absorbent terry cloth towels can be used for polishing, wiping up spills or general detailing. Shop towels belong with every tool box as well as in the shop, garage or trailer.



ALL12010 Red Shop Towels, 25-Pack

ALL12011 White Shop Towels, 25-Pack

ALL12012 White Terry Towels, 12-Pack

Microfiber Towels **ALL12008**

12" x 12" terry microfiber towels are great for polishing, cleaning and many other uses around the shop or when detailing a vehicle. Different color towels keep jobs separated and help eliminate cross contamination between various polishes or cleaners. Package of 3.





Cordless Drill Holders

Secure to shop wall or trailer to keep frequently used cordless drills quick at hand! Holder is 6-1/2" wide and available in white or black.

ALL12202 White

ALL12203 Black



Push Broom Holder

ALL12204

Stop tripping over the push broom! Handy bracket mounts to the shop or trailer wall to keep push brooms up off the floor. 9" wide steel bracket holds most standard push brooms or floor squeegees.



Sprint Car Nose Wing Wall Mount Brackets **ALL12214**

Brackets attach to the side of trailer wall to hold a spare sprint car front nose wing safely in place. Powder coated aluminum brackets feature slotted arms which are fully adjustable to accommodate a variety of nose wing shapes and sizes. Sold in pairs with retention straps to keep wing secure.



Aerosol Can Holders

Bolt to trailer or garage wall to hold cans up to 3" in diameter. Sturdy steel construction is pre-painted white.

ALL12200 Six Can Holder, 23" Long x 3-1/2" Deep x 5-1/2" Tall

ALL12201 Three Can Holder, 11-1/2" Long x 3-1/2" Deep x 5-1/2" Tall



Aerosol Can Tray

ALL12264

Bolt aluminum can tray in multiple locations of shop or trailer walls to keep frequently used chemicals neatly organized and quickly accessible. Tray measures 16" long x 3-1/2" deep with a 2-1/4" tall front lip.




Oil Bottle Trays

Trays mount to shop or trailer wall and measure 4-1/2" deep making them perfectly sized to hold most quart oil containers. Trays are fabricated from 1/8" thick aluminum and feature a white powder coated finish.

ALL12265 16" Long Tray

ALL12268 21" Long Tray



ALL12265



Absorbent Mats

A must for the workshop and trailer. These handy absorbent mats have bonded layers, allowing fluid to spread quickly through material.



15" x 60" Rolls (Perforated Every 10")

ALL12030 Universal For All Fluid Types (Oil, Coolant, Water)

ALL12031 Oil Only

100-Pack (15" x 10" Individual Sheets)

ALL12032 Universal For All Fluid Types (Oil, Coolant, Water)

ALL12033 Oil Only

Multi-Purpose Absorbent **ALL12035**

Organic material is a dust free alternative when cleaning up spills. Sprinkle product on spills and sweep up. 5 lb. resealable bag.



Bubba Pollard

Ratcheting Tie Down Straps

Tie downs are great for securing vehicles and pit equipment during transport. 2" x 8' long straps have heavy duty plated hardware and a ratchet designed to hold excess strap material as it is pulled through and wrapped up during tightening. ALL10196 has a built-in axle strap with protective sleeve for wrapping around a rear end housing or chassis and then back to itself. The working load limit is the maximum load a strap should be subjected to during normal use.

Part No.	Width	Length	Hook Type	Working Load Limit
ALL10184	2"	8'	Flat	1,660 Lbs.
ALL10188	2"	8'	Direct	1,660 Lbs.
ALL10192	2"	8'	Twist	1,660 Lbs.
ALL10196	2"	8'	Twist	1,660 Lbs.



ALL10184



ALL10188



ALL10192



ALL10196



Flat Hook



Direct Hook



Twist Hook

Race Car Tie Down Package ALL10209

Includes two ALL10196 axle combo ratchet straps and two ALL10200 axle tie back straps. Enough tie downs to secure a car to any trailer.



ALL10196



ALL10196



ALL10200



ALL10200

Axle Straps

Axle straps or winch straps work great for wrapping around the chassis or axle tubes when securing a vehicle to the trailer or when winching a vehicle. Adjustable protective sleeve can be positioned as needed to help prevent strap damage from sharp edges. The working load limit is the maximum load a strap should be subjected to during normal use.

Part No.	Width	Length	Hook Type	Working Load Limit
ALL10200	2"	24"-40" Adj.	Twist	1,660 Lbs.
ALL10203	2"	21"	Delta Ring	3,300 Lbs.
ALL10204	2"	21"	D-Ring	1,660 Lbs.
ALL10207	2"	33"	Delta Ring	3,300 Lbs.
ALL10208	2"	33"	D-Ring	1,660 Lbs.



ALL10200



ALL10204



ALL10208

Chassis Tie Down Brackets

ALL60075

Steel brackets weld to chassis and provide a secure mounting location to hook a tie down strap or winch cable. Set of 2.



Recessed D-Ring

ALL10210

Heavy duty recessed D-Ring.



D-Ring Backing Plate

ALL60074

Backing plate strengthens and reinforces the mounting area of Allstar recessed D-rings. Plate may also be used as a template when installing D-rings and is bare steel, allowing plate to be welded in place. 1/4" thick.



Ratchet Binders



ALL10180



ALL10182

Secure extra equipment in the trailer with these 1" wide binders made of heavy duty nylon webbing. Easy, one hand operation. Ratchet binders have a 1,000 lbs. rating.

ALL10180..... Standard 8' Length


ALL10182..... Heavy Duty 16' Length

Aluminum Pit Jack

Lightweight, 3,000 lb. capacity floor jack has a low profile to roll under the lowest slung race chassis with a 3-5/8" pad height. Made of high quality aluminum, jack incorporates a patented hydraulic system to reach maximum height of 17-1/2". Large, two-piece handle has a spring detent to lock handle halves together. Built-in stops on the jack prevent the handle from falling forward past the 12 o'clock position. Rolls easily on heavy duty rear caster wheels. Optional dirt wing adapts jack for use in unpaved pits. 3-Pump and 6-Pump refers to the amount of pumps of the handle to lift the tires off the ground of a typical stock car.

ALL10422 3-Pump, Red


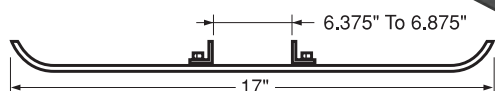
ALL10425 6-Pump, Silver



Notched Spring Cup With Removable Rubber Insert

Dirt Wing For Pit Jack **ALL10426**

Provides a sturdy base when using the pit jack on a dirt surface.



Jack Stands

ALL10124

Jack stands with unitized frame will support three tons. The ratchet locking mechanism assures safe, positive height control. Adjustable from 12-1/2" to 17-1/2". Sold in pairs.



Stack Stands

ALL10254

Steel support stands can be stacked together to conserve valuable space in the trailer or shop. Stands are 14" tall with a sturdy 12" x 15" base and rated at 3,000 lbs. each. Sold in pairs.



Stack Stand Pads

ALL10256

Steel reinforced rubber pads bolt to the top of our Stack Stands to help eliminate vehicle movement when located on stands. Pads measure 8-1/2" wide and include two molded-in studs with hardware for easy installation. Drilling is required to Stack Stands for installation. Sold in pairs.



Pit Cart Chassis **ALL10600**

Universal kit is a good starting point for building your own custom pit cart. Welding is required and the kit includes all the necessary components to get you off the ground with a rolling platform. Includes a pre-welded front cross member, spindles, steering components, 1" x 2" steel frame tubing with main rails drilled for rear axle, pre-welded rear axle assembly, wheels, tires and a handle. Frame width is designed to be 14" and a maximum frame length of 60" with a 53" wheelbase. Frame may be shortened as needed.



Chassis Dollies **ALL10625**

Steel chassis dollies allow a car or chassis to be moved around the shop easily and safely. Each dolly measures 30" across the top with high density rubber pads and a single wheel brake to help prevent rolling. Dollies adjust from 13" to 19" high with a removable 1" block on one side for use on sprint cars with a raised rail chassis. Stands also collapse flat for storage in shop or trailer. Dollies are rated up to 2000 lbs. per set and sold as a pair.



Track Mats

Mats fold for easy storage and are ideal for use on asphalt, dirt, in the pits or on the garage floor. Vinyl covered pad measures 52" x 24" unfolded, 12" x 24" folded.

ALL10126 Black

ALL10127 Red

ALL10128 Blue



Moving Blanket


ALL12013

All purpose padded moving blanket is an ideal ground cover at the track, fender/seat cover or moving/storage pad. Quilted with bound edges. 72"x 80".



Pit Mat **ALL10605**

Large 10' x 20' black pit mat is made from heavy duty vinyl and includes securing grommets.





Air Jack Kits with Dirt Foot

The air jack system fastens directly to your chassis and uses air pressure supplied by a nitrogen tank to raise your entire car in seconds!

Kits include air jack cylinders with a 15.25" stroke length, cylinder mounting rings, air coupling with receiver, installation kit, safety stands and detailed instructions. Lift cylinders feature a large 5" diameter base designed for use in dirt or soft pit areas. Air jack kit for complete car has a lifting capacity of 3000lbs and kit with two air jack cylinders has a lifting capacity of 1500lbs.



Dirt Foot

Note: A nitrogen tank, hi-pressure regulator and an air hose rated at a minimum of 400 PSI is required for operation.

- ALL11301** Kit with 4 Lift Cylinders for Complete Car
ALL11303 Kit with 2 Lift Cylinders for Rear of Car Only

Related Items

- ALL11313** Aluminum Bolt-On Mount
ALL11305 Aluminum Bolt-On Mount Kit (8 pcs.)
ALL11310 Pressure Regulator
ALL11312 Premium Hose Kit
ALL14483 Tube Clamp 1-1/2"
ALL14485 Tube Clamp 1-3/4"



ALL11305

High Pressure Regulator

ALL11310

Nitrogen tank regulator is adjustable from 10-500 PSI and is designed for use with the Allstar Air Jack kit ALL11300.



Premium Hose Kit For Air Jack System **ALL11312**

Premium hose kit includes 35' of 500 PSI hose and fittings to connect air jack systems to ALL11310 regulator.



Air Jack Kits

The air jack system fastens directly to your chassis and uses air pressure supplied by a nitrogen tank to raise your entire car in seconds!

Kits include four air jack cylinders with a 11.75" or 15.25" stroke length, cylinder mounting rings, air coupling with receiver, installation kit, safety stands and detailed instructions. Air jack kits have a 3000lb capacity.



Note: A nitrogen tank, hi-pressure regulator and an air hose rated at a minimum of 400 PSI is required for operation.

- ALL11302** Kit with 11.75" Stroke Cylinders
ALL11300 Kit with 15.25" Stroke Cylinders


Related Items

- ALL11313** Aluminum Bolt-On Mount
ALL11305 Aluminum Bolt-On Mount Kit (8 pcs.)
ALL11310 Pressure Regulator
ALL11312 Premium Hose Kit
ALL14483 Tube Clamp 1-1/2"
ALL14485 Tube Clamp 1-3/4"

Race Car Lift With Pump

Portable lift collapses to a low 3" profile and raises up to 17". Lift is easily positioned under race car to raise off the ground

simplifying tire changes and chassis tuning and will support up to 2,400 lbs. Complete system includes a 110VAC, 3/4HP hydraulic pump with cord and plug, hydraulic cylinders with down assist canisters, 1" bolt on risers for cars with raised frame rails, safety struts to lock raised lift in place, assist handle and 20' of hydraulic quick connect hose to attach pump to lift. The pump provides power up/gravity down operation and can be mounted either horizontally or vertically, typically mounted to trailer or a hand cart. A push-button on the motor starts the unit to raise lift. To lower, a manually operated release valve is used for finger-tip control of lowering speed. Pump is compatible with hydraulic fluid, ATF, 10W30 or 10W40 oil (not included). Assembly is required, all hardware included.



- ALL11270** Steel Frame Race Car Lift Kit With Pump
ALL11272 Aluminum Frame Race Car Lift Kit With Pump

Components

- ALL11271** Steel Frame, Only
ALL11273 Aluminum Frame Only



Shawn Amor



Air Hose

3/8" rubber hose with durable outer coating is weather, oil and solvent resistant. Maximum operating pressure is 200 PSI, burst pressure is 800 PSI. Solid brass 1/4"NPT end fittings.

ALL10526 Air Hose 25'

ALL10527 Air Hose 50'



Nitrogen Bottle Holder

ALL12210

Attach to trailer or shop wall to secure 9-1/4" diameter nitrogen bottle in upright position. Heavy steel bracket has a 1-1/2" wide hinged strap that pivots for easy bottle replacements. Overall bracket length is 17-1/2" with mounting holes 16" on center. Set of two.



Pit Sockets

The same pit sockets used by many top race teams. Steel sockets have a 1/2" drive to work with most impact guns and a machined lug nut end (not hex), for use with 1" lugnuts.

ALL10230 2-1/4" Tall, CNC Machined

ALL10232 3-1/4" Tall, CNC Machined

ALL10233 3-1/4" Tall, Economy



Hex Pit Sockets With Extension

Hex style pit sockets with a built-in extension prevent extension and socket from separating during wheel changes. Bright powder coated finish provides a durable coating and helps prevent loss in dark pit areas.



3/8" Drive

ALL10234 5"

ALL10235 12"

1/2" Drive

ALL10239 5"

ALL10240 12"

Super Sockets With Extension

Pit sockets are available with 5" or 11" extensions and include our Super Socket for fast wheel changes without jamming lug nuts. Sockets fit 1" lug nuts and are used with 1/2" drive impact guns.



ALL10242 5"

ALL10241 11"

Economy Quick Spin Lug Wrench

ALL10108

Lug wrench is a 1" diameter tube with a shallow 1" socket welded to one end and rotating piece of plastic pipe attached to the other. The 10" handles are angled with rubber grips and the overall length is 23".



Wheel Wrench **ALL10655**

Sprint car wheel wrench features a removable sleeve adapter to fit heavy duty and lightweight axles. Six-point socket fits 3" axle hex nuts. Black powder coated aluminum construction.



Aluminum Air Tanks

Portable lightweight aluminum tanks provide an easy way to air up tires. Welded tanks will not rust or corrode and are pressure tested to military specifications up to 300 PSI.

ALL10531 7" x 10" Horizontal Tank, 1-1/2 Gallon

ALL10532 7" x 24" Vertical Tank, 2-3/4 Gallon

ALL10530 9" x 11" Horizontal Tank, 2-3/4 Gallon

ALL10534 9" x 20" Horizontal Tank, 5 Gallon



ALL10531

ALL10532


Valve Stem Puller **ALL44032**

Puller threads onto valve stem and properly pulls rubber valve stems into place. Large rubber block protects expensive wheels and creates leverage when pulling.



Valve Core Tool **ALL44030**

Easily remove and install new valve cores. Base of handle has a machined pattern to aid with grip. Ergonomically designed and crafted from stainless steel. Measures 3" overall length.





Tire Pressure Gauges

2" gauge has a 12" flex hose with swivel chuck and pressure release valve. Accurate to within +/- 1%.

ALL44076 0-20 PSI

ALL44077 0-40 PSI



ALL44077

Tire Pressure Gauges, Glow In The Dark

Tire pressure gauge has a glow in the dark face. Swivel chuck rotates 360° on a 14" long rubber hose for easy placement on valve stems with leak free operation. A rubber cover surrounds the gauge for added protection against drops and has a ribbed molded pattern for increased grip. Gauge also features a built-in pressure release valve for removing air in small amounts for precise pressure adjustments.

2-1/4" Diameter

ALL44056 0-15 PSI, 2-1/4"

ALL44057 0-30 PSI, 2-1/4"

ALL44058 0-60 PSI, 2-1/4"

4" Diameter

ALL44046 0-15 PSI, 4"

ALL44047 0-30 PSI, 4"

ALL44048 0-60 PSI, 4"



ALL44047

Tire Gauge Holders

Secure holder to shop or trailer wall to keep tire gauge conveniently located. Aluminum holder works with most tire gauges and has wrap around sides to hold gauge in place.



ALL12259

ALL12259 Holds Gauges Up To 3-1/2" O.D.

ALL12260 Holds Gauges Up To 4" O.D.

Tire Durometer **ALL44034**

Easily check tire hardness. Includes storage pouch.



Tire Log Decal

Easy to write on, vinyl decal is handy when recording important tire information at the track. 8-1/2" x 2".

ALL047 4-Pack

ALL047-40 40-Pack



Stagger Gauge

ALL10116

Measures tire diameter and automatically converts it to circumference. Strong tubular gauge will not flex and will provide accurate, consistent stagger measurements every time. Gauge measures from 65" to 115" in 1/4" increments.



Tire Tape

ALL10674

Easily figure out your tire stagger, the difference in circumference from one tire to the other with the help of this unique tire tape measure. The tape works by first measuring the largest tire and then using this dimension when measuring the smaller tire. The tape does the math for you, the value the larger tire size aligns with is your stagger value or amount of stagger.




NEW

Tire Tape Measures

10' long tapes are ideal for measuring tire diameters and checking stagger.

ALL10111 Economy

ALL10112 Deluxe



ALL10112

Tire Crayons

Ideal for temporary tire marking. 1/2" x 4-5/8".

ALL12060 White

ALL12061 Yellow



Paint Markers

Long-lasting, weather, water, and UV-resistant markers work on glass, plastic, rubber and metal. Durable fiber tip permits fine or bold lines. Perfect for indicating tire stagger. Quick dry, lead-free paint.

ALL12050 Silver

ALL12051 Yellow

ALL12052 White

ALL12053 Red

ALL12054 Blue

ALL12055 Light Blue

ALL12056 Black

ALL12057 Orange



Sharpie Markers

Fine point permanent markers work great for many uses around the shop or track which includes layout and fabricating, marking tire sizes, gear set ratios, jet sizes, etc. Sold each.

ALL12072 Black

ALL12073 Silver

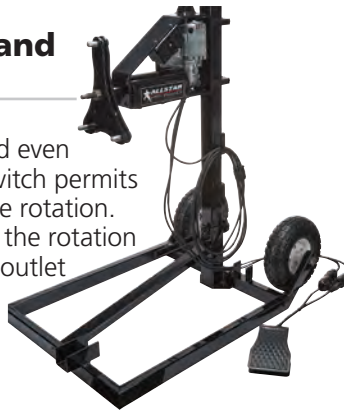




Electric Tire Prep Stand

ALL10565

Electric tire prep stand eases grooving, siping, grinding and even cleaning of tires. Two-way switch permits clockwise or counterclockwise rotation. Foot operated pedal controls the rotation of the tire. A 110V accessory outlet is included for convenient plug-in of siper or groover. Stand will accommodate 5x5 or Wide 5 wheels.



Individual Components

ALL10566 Wheel Mount/Motor Assembly

ALL10567 Cart/Stand For ALL10566



Tire Tool Adapter

ALL10570

Tire tool adapter is designed for use as an accessory to Allstar's electric tire prep stand ALL10565. Adapter arm with cushioned handles slides left and right to allow tire tool access to the entire width of tire. Mounting hardware and tire tool head are included.



Related Part

ALL10551 Tire Tool Head (Needler)

Foot Pedal for Standard Tire Prep Stand **ALL99490**

Foot pedal is a replacement for the current ALL10565 Tire Prep Stand and a retrofit pedal kit for earlier models with the small design plastic pedal. Kit includes all wiring and instructions to convert older model tire prep stand to the current design.



Tire Perforator Tool

ALL10550


Tire tool perforates tire surface for better traction. Steel roller is 2" wide with a series of 1/4" tall, straight pin rows. 5" wood handle. Use caution when handling and storing tool; pins are needle sharp.



Tire Siper Holder

ALL10571

Bracket bolts to electric tire prep stand and holds ALL10266 heated tire siper.



High Torque Electric Tire Prep Stand

ALL10575

Electric tire prep stand with high torque motor is a heavy duty version of Allstar's standard tire prep stand that provides increased reliability and power when servicing tires. Prep stand eases grooving, siping, grinding and even cleaning of tires. Two-way switch permits clockwise or counter clockwise rotation. A foot operated pedal controls the rotation of the tire. A 110V accessory outlet is included for convenient plug-in of siper or groover. Stand will accommodate 5x5 or Wide 5 wheels.



Individual Components

ALL10576 Wheel Mount/Motor Assembly

ALL10577 Cart/Stand For ALL10576

Related Parts

ALL10572 Tire Tool Adapter

ALL10574 Tire Wrapper Attachment

ALL10571 Tire Siper Holder



Tire Tool Adapter For High Torque Tire Prep Stand **ALL10572**

Tire tool adapter is designed for use as an accessory to Allstar's high torque electric tire prep stand ALL10575. The adapter's arm features cushioned handles and slides side-to-side, allowing perforator tool access to the entire width of tire. A retractable leg helps support and stabilize the tire tool adapter and unit. Adapter also has mounting holes to accept the ALL10574 Tire Wrapper Attachment (sold separately) to wrap tires after prepping.



Tire Wrapper Attachment

ALL10574

Tire wrapper attachment mounts directly to tool perforator adapter ALL10572 to easily wrap tires after prepping. Attachment accepts tire wrap tubes up to 18" wide with a core I.D. of 3".



Related Parts

ALL44221 Black Stretch Wrap 1500'


ALL44224 Clear Stretch Wrap 1500'



Tire Prep Stand

ALL10555

Steel tire prep stand is a must when grooving, siping, grinding or even cleaning tires. Bolts together, and the pivoting head eases initial tire mount. A locking T-handle secures the head assembly. Can be used with 5x5 or Wide 5 wheels.



Tire Prep Mount **ALL10561**

Manual steel tire prep mount eases grooving, siping, grinding or even cleaning tires. Special one-way bearings prevent "roll back" when grooving or siping. Bolt to a wall stud or other solid surface. Can be used with 5x5 or Wide 5 wheels. ALL10562 wall swivel (sold separately) allows use at various angles.

ALL10562 Swivel Wall Mount Bracket



Tire Siper **ALL10265**

Get more sipes per swipe! 6-blade push or pull style siper quickly and precisely sipe tires for better traction. Unit has adjustable sipe depth. Lightweight siper use standard utility blades and are constructed for heavy duty use.



ALL10265

Heated Tire Siper

ALL10266


Sipe tires quickly and effortlessly while maintaining precise control. Siping can greatly improve traction by allowing the tire to reach and maintain optimum temperature. A locking lever and blade clamping screw secures up to 13 blades in the head assembly. Blades can be easily positioned up or down to desired cutting depth. A built-in blade rail holds blade strips in place while individual blades are snapped away. Tool heats in 10-15 minutes. 110V plug in operation only.



Replacement Parts

ALL99104 Tension Lever Kit

ALL99109 Heating Element




ALL99104

ALL99109

Siping Blades **ALL99108**

Siping blades are designed to work in ALL10266 Heated Tire Siper and ALL10540 8-Blade Siping Head. Four strips contain six individual break-away blades that are easily removed or separated using needle nose pliers. Package of 24 blades.



Multi-Blade Siping Head

ALL10540

Siping head converts standard two blade pistol grip sipers into an eight blade siper. Head holds up to eight individual break-away style blades that can be adjusted as needed for desired cutting depth. Head works with pistol grip and other heated sipers that accept a .400" round mandrel. Blades are sold separately.



Related Part

ALL99108 Siping Blades, 24-Pack



Jared Spalding



Blake Spalding

Tire Sander

ALL44185

Extend the life of used tires by removing a thin, hardened layer of rubber.

Heavy duty 7" Milwaukee sander with 2.25 HP/13 amp motor, has a 0-6000 adjustable RPM range to compensate for varying tire hardness and features a 10' detachable cord. Backing pad and discs are sold separately.



ALL44184

ALL44184 Filter For Tire Sander

ALL99134 Replacement 10' Cord for ALL44185 Tire Sander

Backing Pads And Sanding Discs

Backing pads are designed to work with the ALL44185 Tire Sander or other sanders that have a 5/8"-11 arbor. Sanding discs are specific to each backing pad and sold in packs of 5.

7" Backing Pad And Sanding Discs

Backing pad is a multi-piece unit that features a hard backing. The sanding disc is secured to the sander along with the backing pad and reinforcing disc with one spanner nut.

ALL44186 7" Backing Pad

ALL44187 7" Sanding Discs, 36 Grit



8" Backing Pad And Sanding Discs

Backing pad is a one-piece unit that features a soft foam backing and a molded-in threaded insert to mount directly to the sander. The backing pad accepts hook-and-loop style sanding discs.

ALL44188 8" Backing Pad

ALL44189 8" Sanding Discs, 36 Grit

ALL44198 8" Sanding Discs, 24 Grit

ALL44197 8" Sanding Discs, 16 Grit



Tire Grinding Discs



Grind off the hardened outer "skin" on used dirt track tires and create round, aggressive sipes to increase traction. Use caution when handling and storing nail head disc, pins are needle sharp.

Part No.	Description	Diameter	Arbor Hole
ALL44180	Rounded Disc, 23 Grit	4"	5/8"
ALL44181	Flat Disc, 23 Grit	4"	5/8"
ALL44182	Rounded Disc, 16 Grit	7"	7/8"
ALL44183	Nail Head Disc	7"	7/8"
ALL44196	Nail Head Disc	8"	5/8"

Safety Note: To prevent bodily injury the tire must be mounted on the car or secured in a tire holder. Eye and hand protection is required.

Bead Breakers

Convenient tool makes quick work of breaking down even the most stubborn tire beads.

Durable steel construction with rubber hand grips. Clamp the hook and inside jaw against the rim, while maintaining slight pressure on the outside handle, then press down on the inside handle, using the outer jaws to separate the tire from the rim, moving around the rim as needed.



ALL44028



ALL44026 Bead Breaker for 10" Wheels

ALL44027 Bead Breaker for 13" Wheels

ALL10105 Bead Breaker for 15" Wheels

ALL10106 Bead Breaker for 15" Wheels Wide Jaw*

ALL44028 Bead Breaker w/Adjustable Arm for 10", 13" and 15" Wheels

*Wide jaw bead breaker works well with soft sidewall tires, helping prevent damage to sidewall.

Tire Spoons

Steel tire spoons help to mount and dismount tires after bead has been broken.

Various sizes are available to work with most tire/wheel combinations. Small tool works well to fit inside tire during removal while rounded ends help prevent damage to tire and wheel.

ALL10103 24" Straight With Round End

ALL10104 16" Curved With Flat End

ALL44037 16" Curved With Round End

ALL44036 9" Curved With Round End



David Stremme



"All-In-One" Heated Tire Groovers

Self-contained groover has built-in temperature controls, eliminating the additional cord and separate control box common with other groovers. Don't let the small package fool you; this groover has the ability to cut small intricate grooves yet still handle removing material up to a 1/2". Tapered, razor sharp blade grooves fast and easy. To operate, insert a single blade into groover, set blade height with a tire depth gauge and set the power level. Place the cutting edge against the tire surface and obtain instant heat by simply squeezing the trigger. Groover features a Hi/Low toggle switch and a temperature control dial in the handle for setting desired heat level. "All-In-One" groover requires "All-In-One" blades; do not use standard groover blades with this groover.

ALL10770..... 110V Groover Includes 1 Each 4/32", 6/32", 8/32" and 10/32" Flat Blades.

ALL10772..... 220V Groover (Intended For International Use) Power cord requires the attachment of a 220 volt, grounded, 3-prong plug (not included). Includes 1 Each 4/32", 5/32", 6/32", 8/32" and 10/32" Flat Blades.

Replacement Parts

(for ALL10770 and ALL10772)

ALL99300..... Head Assembly
ALL99301..... Head Rebuild Kit
ALL99302..... Blade Clamps, 1-Pair
ALL99303..... Clamp Nuts, 1-Pair
ALL99304..... Clamp Screws, 1-Pair
ALL99305..... Cradle Springs, 1-Pair
ALL99306..... Slide Pads, 3-Pair
ALL99307..... Hex Wrench



Allstar Gloves

General purpose gloves protect hands from everyday abuse in the shop or at the racetrack. Lightweight, elastic weave material with reinforced palm and fingers allows mobility and unrestricted use.

ALL99940..... Medium
ALL99941..... Large
ALL99942..... X-Large



Allstar Apron **ALL99962**

Black cloth apron has pockets to keep tools close at hand. Reverse apron to place pockets on the inside when grinding tires. Adjustable strap allows one size to fit all.



Heated Tire Groovers

Groovers add extra traction in minutes. Tapered, razor sharp blade grooves fast and easy. To operate, insert a blade into groover, set blade height with a tire depth gauge and set the power level. Features triggerless activation – simply place the cutting edge against the tire surface and press down for instant heat. Includes 2 each 4/32", 6/32", 8/32" and 10/32" flat blades.

ALL10260..... 110V Groover Features a 4 level dial and a hi/low switch for 8 total heat settings.

ALL10590..... 220V Groover (Intended For International Use) Features a 4 level dial and a multi-positional dial for fine tuned heat settings. Power cord requires the attachment of a 220 volt, grounded, 3-prong plug (not included).



Replacement Parts

(for ALL10260)

ALL99392..... Head Assembly
ALL99393..... Head Rebuild Kit
ALL99394..... Blade Clamps, 1-Pair
ALL99303..... Clamp Nuts, 1-Pair
ALL99304..... Clamp Screws, 1-Pair
ALL99305..... Cradle Springs, 1-Pair
ALL99306..... Slide Pads, 3-Pair
ALL99307..... Hex Wrench



Replacement Parts

(for ALL10270 and ALL10590)

ALL99104..... Tension Lever Kit
ALL99105..... Head Assembly
ALL99106..... Front Pads w/Screws, 3-Pair
ALL99107..... Rear Pads w/Screws, 3-Pack
ALL99127..... Head Blade Divider



Storage Tote

ALL059

Durable storage tote has many uses around the shop or in the trailer. Store extra parts or keep parts from being damaged during storage. Great for organizing ratcheting tie downs, specialty tools, such as tire groover, siper and related tools. Totes also work well for storing chemicals and fluids to prevent spilling in cabinets. Interlocking lid design allows multiple totes to be securely stacked together. Inside dimensions are 20" L x 14" W x 12" H.





"All-In-One" Groover Blades

Hard tempered spring steel blades are designed for use with the ALL10770 and ALL10772 "All-In-One" Heated Tire Groovers. Blades are honed to a razor like finish and have a tapered shape making the blade wider near the top where strength is needed and thinner at the bottom, greatly reducing drag as the blade cuts through the rubber. Blades are sold in packages of 12.

Note: All-In-One Groovers must use these All-In-One Blades but these blades can be used in any of our other groovers.



Blade	Size	Flat Bottom Blades	Round Bottom Blades
#1	1/32"	—	ALL10790
#2	2/32"	—	ALL10791
#3	3/32"	ALL10780	ALL10792
#4	4/32"	ALL10781	ALL10793
#5	5/32"	ALL10782	ALL10794
#6	6/32"	ALL10783	ALL10795
#8	8/32"	ALL10784	ALL10796
#10	10/32"	ALL10785	ALL10797
#12	12/32"	ALL10786	ALL10798
#14	14/32"	ALL10787	—
#16	16/32"	ALL10788	—

Heated Tire Groover Blades

Hard tempered spring steel blades are designed for use with the ALL10260, ALL10270 and ALL10590 Heated Tire Groovers. Blades are honed to a razor like finish and have a tapered shape making the blade wider near the top where strength is needed and thinner at the bottom, greatly reducing drag as the blade cuts through the rubber. Blades are sold in packages of 12.

Note: Do not use these blades in "ALL-IN-ONE" style groovers!



Blade	Size	Flat Bottom Blades	Round Bottom Blades
#1	1/32"	—	ALL10267
#2	2/32"	—	ALL10268
#3	3/32"	ALL10271	ALL10269
#4	4/32"	ALL10272	ALL10276
#6	6/32"	ALL10273	ALL10277
#8	8/32"	ALL10274	ALL10278
#10	10/32"	ALL10275	ALL10279

Heavy Duty Flat Bottom Grooving Blades

Heavy duty blades are twice as thick as standard blades for removing large amounts of material with less chance of blade damage. Commonly used in off-road racing. Package of 12.

ALL10580 #16 Flat, 16/32"
 ALL10582 #20 Flat, 20/32"
 ALL10584 #24 Flat, 24/32"
 ALL10586 #32 Flat, 32/32"



Dirt Tire Soap

ALL78236

Clean your tires like the Pro's! Simply mix with water and spray on your tires before washing them and the mud almost falls off. Cleaner also works for pre-treating your chassis and body before cleaning to help loosen dirt and clay. 1-gallon container.



Easy Wrap Tire Covers

Cover tires quickly and easily. Elastic bands allow you to stretch the cover over your tires after washing or grinding to keep tires clean.



Description	4-Pack	12-Pack
UMP Modified Tires (85-89" Dia.)	ALL44222	ALL44222-12
Late Model Tires (93-96" Dia.)	ALL44223	ALL44223-12

Tire Wrap

Tires lose solvents and moisture over time but keeping them covered helps prevent tires from drying out. Wrap also helps contain or reduce the amount of chemicals used during "soaking" by minimizing evaporation. Wrap is 18" W x 1500' L.


ALL44221 Black **NEW**
 ALL44224 Clear



Tire Stack Cover

ALL44220


Easy access canvas cover features a full length zipper. Perfect for use in the tire impound, keeping your tires out of the weather or hiding them from the eyes of your competition. 50" tall black cover will fit a set of 4 tires with a 86" maximum circumference.



Asphalt Tire Book

ALL041

Keep track of tire settings before and after race. 4" x 5" pocket size book includes 50 carbon copy pages, perforated for easy tear off.



Toe Plates

Aluminum plates simplify setting of toe-in and toe-out. Plates fit against outside edges of tires. Using two tape measures (sold separately), measure the distance front and rear, between plates. The difference in tape readings is the toe setting.

Deluxe plates have radiused edges, slots for narrow and wide tape measures and are 9" tall x 23" wide to work with vehicles with smaller wheel openings. Standard plates are 1/2" thick, 11" tall x 32" wide and work well for vehicles with larger wheels and wheel openings. Set of two plates.

ALL10117 Standard

ALL10119 Deluxe



ALL10117



ALL10119

16' Tape Measure

ALL10675

16' x 3/4" blade has fractional markings every 1/8" for quick reference.



Caster Plate **ALL10752**

Not sure if you turned your wheels the same amount each time when adjusting caster settings on your race car? Unless you have expensive turn plates, you're never certain, until now. This quick reference gauge positions under the upper ball joint nut, with markings facing up, for easy viewing. Place a mark on the shock body or fabricate an indicator to use as a reference point.



Set-Up Plates

Set-up plates are used for squaring and stringing chassis to ensure accurate chassis set-up by eliminating wheel and tire differences. Plates are 1/2" thick and can also be used when setting bump steer or checking axle tubes for straightness. Sold each.

ALL10660 5x5, 7" x 28"

ALL10662 Wide 5, 12" x 28"



ALL10660



ALL10662

Spindle Slug Tool **ALL11182**

Tool easily removes spindle slugs that are pressed into fabricated spindles with a standard wrench or socket.



Upper Ball Joint Wrench

ALL11190

Wrench is designed to remove and install common screw-in upper ball joints that are 1.900" wide (ALL56214).



Suspension Tube Set Up Tool

ALL10676



Slide rule device quickly measures and duplicates suspension or steering tube distances with 1/2", 5/8" and 3/4" rod ends. Set-up tool has an engraved scale with 1/16" increments for durability and accuracy.

Bolt Center Caps **ALL10678**

Caps slip over the head of standard 1/2" bolts to accurately measure the center-to-center length of installed suspension tube assemblies. Machined step secures the end of a standard tape measure for easy reading of the length to the center of the opposite cap. Caps feature a built-in O-ring that allows the cap to swivel on the bolt head and keeps it from falling off. Package of 2



Rod End Centering Kit

ALL10672

Compact inserts are placed into rod ends of suspension, steering or other tube assemblies to quickly measure and adjust on the workbench or other flat surface with any standard tape measure. Inserts can be used on assemblies with 1/4", 3/8", 1/2", 5/8" and 3/4" rod ends.



Ride Height Blocks

Chassis set-up blocks are adjustable in 1/4" increments. A quick release pin holds block at desired height. Bottom surfaces of blocks are contoured to fit steel tubing or any flat surface and have magnets for holding block to chassis. Short blocks adjust 1.75"-4". Tall blocks adjust 3"-6". Package of 2.

ALL10720 Short

ALL10721 Tall



Adapters Cups For Ride Height Blocks

ALL10722

Adapters replace the standard flat pad on set up blocks and are machined to cradle axle tubes during chassis set-up. Package of 2.



Cradle Rollers For Ride Height Blocks **ALL10723**

Built-in rollers allow live axle rear-ends to rotate while on the cradles or when using the rear axle to rotate the engine to check or adjust the valve train. Package of 2.





Ground Clearance Indicator

ALL10725

Determine how close the frame is to the ground on the race track. This unique kit features an aluminum bracket that rivets to the frame with an adjustable 4" plastic wear rod.



Replacement Part

ALL10726..... Wear Rods, 4-Pack

Ride Height Set-Up Stick ALL10658

Stick replaces the coil over shock and spring assembly during maintenance. Stick has many uses and may be adjusted to check settings at normal ride height, in race attitude or on the bump stops to evaluate suspension travel. Adjusts from 15" to 24", measured at the center of 1/2" rod ends.



Shock Racks

Shock rack holds four shocks with 2-1/2" springs and easily mounts to trailer, shop wall or pit cart. Rack is designed to hold shocks in place by pushing shock rod end or eye over the outer O-ring or alternatively, the outer O-ring may be removed to expose a predrilled hole for a hairpin clip such as ALL18442, sold separately.



ALL12212..... Standard Rack

ALL12211..... Adjustable Base Rack

Replacement Part

ALL12213..... Shock Pin, O-Ring and Bolt

Extended Length Shock Rack Pin

ALL12215

Extended length pin replaces the pin used on our standard and adjustable shock racks allowing a shock or eliminator with a 5" spring to be mounted to the rack. Pins are also ideal for creating custom mounting for use on toolboxes or pit carts. The outer o-ring may be removed to expose a predrilled hole for a hairpin clip such as ALL18442, sold separately.



Shock Eye Socket

ALL64255

The ideal tool for shock rebuilders or anyone that disassembles shocks on a regular basis! Unique socket safely removes and installs the shock rod end without risk of damage to the spherical ball. Steel socket contacts the outer housing of 1/2" rod ends up to .640" wide and has a 1/2" drive for ratchet or impact use.



Shock Workstation

ALL64264

The all-in-one shock workstation holds most shock bodies in the upright position for ease of shaft removal or assembly and holds shock shafts vertical or horizontal for easier repairs and re-valving. Aluminum workstation can be placed in a vise, bench mounted using optional mounting bracket or custom mounted using 1/4" fasteners.



Shock Workstation

Base ALL64267

Steel base is helpful when mounting Allstar workstation (ALL64264) in a trailer or to a shop workbench. Mounting hardware included.



Shock Inflation Tool ALL64260

Tool threads onto shock Schrader valves. Fill valve and 0-300 PSI gauge head independently rotate a full 360°, for easy filling and reading. Complete with built-in bleeder and includes a protective storage case.



Tyler Spalding

Bench Yoke **ALL11360**

Bench yoke mounts to a workbench to hold transmissions, rear ends, differentials and many other items for assembly or servicing. Yoke rotates 360° and features two 10" long pivoting arms that are 1" wide by 1/2" thick. Tool is unpainted so it can be modified as needed.



Rear End Station Brackets **ALL10178**

Stand adapter brackets fasten to adjustable arms of most engine stands. Supports full size car and light truck rear axle housings when servicing or replacing differential gear sets. Position housing onto arms and secure into place with included retaining straps.



Engine Stand
Not Included

Pinion Centering Jig **ALL68370**

Pinion centering jig fastens to the rear end housing and locates the pinion centerline when building or narrowing housings. Machined slots are designed to retain most tape measure ends for accurate measurements. Applications include GM 12 and 14-Bolt, Dana 44 and 60, Chrysler 8-3/4" and, Ford 8.8" and 9" housings.



Pinion Yoke Wrench **ALL68372**

Wrench fastens to most popular pinion flanges and companion flanges to hold when setting bearing pre-load and tightening retaining bolt or nut. Wrench has provisions to work with 1/2" or 3/4" drive tool. Center hole is 2" to clear most sockets. Universal slotted bolt patterns for 1/4", 5/16" and 3/8" fasteners for most AMC, Dana, Ford and GM yokes.



Spindle Nut Sockets

Description should read: Aluminum hex style spindle nut socket features a 1/2" drive for use with a ratchet.




ALL10110..... Socket for 2" Pin Wide 5 and 5x5 Spindle Nuts, 2-3/8"

ALL10114..... Socket for 1-Ton Wide 5 Spindle Nuts, 2-5/8"

ALL10115..... Socket for 2-1/2" Pin 5x5 Spindle Nuts, 2-7/8"

Quick Change Tube Install/Removal Tool **ALL11350**

Finally, an easy and correct way to install and remove quick change axle tubes. Secure support tool into a vise or to a workbench with optional brackets. Components are included to remove and install tubes with the turn of a wrench. An adapter for tubes with Wide 5 or 5 x 5" hubs is also included.



Related Parts

ALL11355..... Installation End Cap For Bolt-On and 2-7/8" Pin Wide 5 Tubes

ALL11351..... Mounting Bracket Kit For Quick Change Tube Install/Removal Tool



ALL11355

ALL11351

T-Handle Axle Puller **ALL66115**

All-in-one T-handle puller threads into axle for easy installation or removal. Tool includes adapters to fit 3/8"-16 coarse or 3/8"-24 fine thread solid axles, and 3/4"-16 fine thread gun-drilled axles.




Extreme Pressure Lube **ALL78246**

Originally used throughout the tool and die industry, this lube provides superior durability and wear protection, taking the place of anti-seize in many applications. Recommended for spline-to-spline contact, threaded adjusters and engine fasteners. 4 ounce tube.



Quick Change Oil Plug Socket **ALL11161**

Six-point socket fits on a 1/2" drive ratchet to remove or install plugs on quick change rear ends. Socket fits plug in Winters Ford 9" housings. Not recommended for high torque applications. 1-7/8"



ALL11161



Quick Change Gear Totes

Durable plastic quick change gear tote organizes extra gear sets and keeps them clean. Lid snaps shut to hold gears in place. 8" L x 5" W x 2" H.



Description	Single	10-Pack
White	ALL14350	ALL14350-10
Black	ALL14351	ALL14351-10
Yellow 6-Spline (Midget) Gear Set	ALL14352	ALL14352-10

Quick Change Gear Case


ALL14355

Sturdy composite storage case protects and holds up to 8 sets of quick change gears. Case has molded in carrying handles and metal hinges. 5" x 8" x 15-1/2" overall when closed.



Absorbent Mats

A must for the workshop and trailer. These handy, absorbent mats have bonded layers, allowing fluid to spread quickly through material.



15" x 60" Rolls (Perforated Every 10")

ALL12030 Universal For All Fluid Types (Oil, Coolant, Water)

ALL12031 Oil Only

100-Pack (15" x 10" Individual Sheets)

ALL12032 Universal For All Fluid Types (Oil, Coolant, Water)

ALL12033 Oil Only

Gear Tote Tray

ALL12269

Neatly organize up to 10 quick change gear tote boxes vertically. Tray is 21" long x 5-1/2" deep with a 4" tall front edge, making them perfectly sized for Allstar gear tote boxes.



Plastic Drain Pan **ALL40112**

Round drain pan has molded-in handles and pour spout. 13-1/2" x 11" x 4", 7 quart capacity.



Aluminum Quick Change Drain Pan **ALL14166**

Aluminum drain pan is handy when changing quick change gears. Built-in perforated shelf holds gears and allows lube to drain into pan. Pan is 10-1/4" wide, 12" long and 3-3/4" deep.



Drain Pan With Pump

ALL14171

Drain pan with built-in pump holds and refills fluids when changing rear end gears. Molded plastic basin and lid slide together to prevent spilling of fluid. A crank handle is included for hand operation along with a length of straight hex shaft for use with an electric drill. 16" square x 7" tall. 14 quart capacity.



Quick Change Drain Pan Plastic

ALL14356

Tapered top drain pan, combined with an open flow corner allow quick change gear changes to happen even faster. Plastic, low profile, 2-piece pan includes a stainless steel filter screen molded into the top tray. 4qt capacity



NEW



Spencer Hughes



Aluminum Shifters

Anodized lightweight shifters include 3/8" rod ends, locknuts and rods. Rods are tapped for right and left hand 3/8" rod ends.



Shifters Include:

One Lever Shifter – one 24" shifter rod

Two Lever Shifter – two 24" shifter rods

Three Lever Shifter – one 16" and two 24" shifter rods

ALL54108 One Lever Shifter

ALL54120 Two Lever Shifter

ALL54112 Three Lever Shifter

Replacement Parts

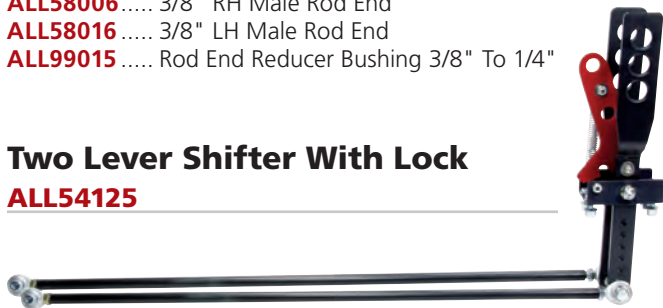
ALL58006 3/8" RH Male Rod End

ALL58016 3/8" LH Male Rod End

ALL99015 Rod End Reducer Bushing 3/8" To 1/4"

Two Lever Shifter With Lock

ALL54125



Black anodized shifter has a built-in lock to hold the transmission in gear when track is rough. Shifter includes two 24" long 3/8" shifter rods, 3/8" rod ends, and hardware.

Two-Lever Shifter

With Unequal Handles ALL54124

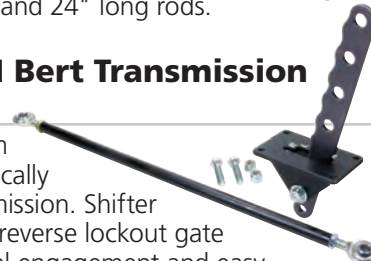
Black anodized aluminum shifter has two unequal length handles. Shorter lever commonly used for reverse. Includes 3/8" rod ends, lock nuts and 24" long rods.



Shifter For Gen II Bert Transmission

ALL54127

Black anodized aluminum shifter is designed specifically for the Gen II Bert transmission. Shifter features a spring loaded reverse lockout gate to help prevent accidental engagement and easy to read engraved range positions. Shifter includes a 14" long, 3/8" shifter rod with rod ends along with an installation template.



Aluminum Shifter Rods

Black anodized shifter rods are tapped for right and left hand 3/8" rod ends and work with Allstar aluminum shifter assemblies. Rods can be used in many other applications as well.

ALL54113 14"

ALL54114 16"

ALL54115 20"

ALL54116 24"

ALL54117 30"

ALL54119 40"



Related Parts

ALL58006 3/8"-24 RH Male Rod End

ALL18254 3/8"-24 RH Jam Nut, 4-Pack

ALL58016 3/8"-24 LH Male Rod End


ALL18255 3/8"-24 LH Jam Nut, 4-Pack

ALL99015 Rod End Reducer Bushing 3/8" To 1/4"

Universal Aluminum Shifter Arm

ALL54118

Made from 1/4" thick aluminum, arm has a 3/8" wide mounting slot and a 1/4" shifter rod mounting hole. Arm works with most transmissions.



Clevis Kit For Bert Transmission

ALL54128

Aluminum clevises have 1/2" inside spacing with 3/8" mounting holes and 3/8"-24 RH threads to connect Allstar and most other shifters to Bert transmission. Two clevises per kit with jam nuts.



Shifter Boot ALL54130

Fire resistant, black thermal boot helps prevent fire from entering driver compartment. Boot is 7" tall with Velcro strap closure at top. Base is 6" x 7". Used by many top Cup, xfinity, Truck, CRA and Late Model teams.



Ethan Dotson

Throttle/Shift Cables

Cables have many uses including use as a throttle cable or as a shifter cable in many applications. Cables have 7/16" mounting threads, 10-32 RH cable ends and 3" of travel. Cables are listed as overall length.

ALL5414243"

ALL5414560"

Quick Release Cable Ends

Quick release ends are used when a connection needs to be removed and installed often. Steel constructed housing has a spring loaded release to keep housing secure to pivot ball.

ALL54147 3/16" (10-32) With 3/16" (10-32) And 1/4"-28 Studs

ALL54149 1/4"-28 With 1/4"-28 Stud

Morse Cable Half Clamp **ALL18325**

Aluminum clamp fits over groove in non-threaded Morse style cables with a 3/8" housing to secure cable in place. Clamps feature a #10 (3/16") mounting hole. Sold each.

Positive

Cam Lock Shifter **ALL54135**

CNC-machined billet aluminum shifter clamps to the frame on driver's right. Designed for use with live axle shifter quick change. Shifter includes all steel hardware, heavy duty cable and quick release end.

Replacement Part

ALL54142 43" Long Cable

Transmission

Breather Kit **ALL36147**

Breather kit provides a remote location for adding a larger breather to many popular manual transmissions. Kit relocates the breather exit location and helps prevent fluid from leaking or blowing out of standard breathers. Includes a remote breather, 15" braided line, mounting bracket and adapter fitting with 1/8" NPT threads.

Hydraulic Throwout Bearing Remote Bleed Line Kit

ALL46102

Bleed line kit connects to most popular hydraulic bearings to allow easier bleeding of system by placing the bleeder screw outside of the bellhousing. Kit includes a 10" long line with adapter fittings for bearings with 3AN, 4AN or 1/8" NPT bleed ports.

Locking Transmission Dipsticks

Dipsticks feature a positive lock to keep dipstick in place and seal tight to prevent fluid leaks while sealing out moisture and debris. Steel case fill tubes have a gold finish, include a welded-on mounting tab, and are fitted with a rubber grommet type seal to reduce the risk of leaks common with traditional O-ring seals. Locking dipstick tubes are required on 10.99 and faster drag cars.

Part No.	Description
Powerglide	
ALL69100	Chevy Car
ALL69101	LS Car
ALL69102	Chevy Dragster
ALL69104	Chevy Altered
ALL69107	Dedenbear Car
ALL69108	Dedenbear Dragster
Turbo-Hydramatic 350	
ALL69110	Chevy
ALL69111	Buick, Olds, Pontiac
Turbo-Hydramatic 400	
ALL69112	Chevy
ALL69113	Buick, Olds, Pontiac
ALL69114	LS
Chevy (Other)	
ALL69116	Chevy 200-4R
ALL69117	Chevy 700R4
ALL69115	LS 700R4
ALL69118	Chevy/GMC 4L80-E
ALL69119	LS 4L80-E
Chrysler Torqueflite	
ALL69120	727 Small Block
ALL69121	727 Big Block
ALL69124	904
Ford	
ALL69126	Ford C-4 Case Fill
ALL69127	Ford C-4 Pan Fill
ALL69128	Ford C-6 Small Block
ALL69129	Ford C-6 Big Block
ALL69130	Ford Automatic Overdrive

Replacement Part

ALL9285 Sealing Grommet

Transmission Coolers

Universal coolers reduce operating temperature of the fluid, extend life of the transmission and provide better performance. Use as a stand alone cooler or as an auxiliary unit to increase cooling capacity of a stock system. Increased cooling is recommended when using a high stall converter, or if the vehicle is used for towing. Coolers have 3/8" barbed fittings and include rubber hose, clamps and mounting kit.

Part No.	Overall Size	Core Size	GVW
ALL26700	12.5" x 5"	9" x 5"	10,000 Lb.
ALL26702	16" x 5"	12" x 5"	12,000 Lb.
ALL26704	12.5" x 7.5"	9" x 7.5"	16,000 Lb.
ALL26706	16" x 7.5"	12.25" x 7.5"	18,000 Lb.
ALL26708	16" x 10"	12.25" x 10"	20,000 Lb.

Flexplates

Flexplates transfer engine power to the transmission, include the starter ring gear and have dual (10-3/4" and 11-1/2") converter bolt patterns unless specified. SFI flexplates meet SFI 29.1 specifications including .035" thicker material than stock OE plates, starter ring gears welded on both sides and a gold zinc chromate finish. 153 tooth flexplates measure approximately 12-7/8" in diameter. 168 tooth flexplates measure approximately 14-1/8" in diameter.



ALL26800

Description	Balanced	Stock Replacement	SFI
SB Chevy 153-Tooth	Internally	ALL26835	ALL26830
SB Chevy 153-Tooth, 86-Up	Externally	ALL26836*	ALL26831*
SB/BB Chevy 168-Tooth	Internally	ALL26805	ALL26800
SB Chevy 168-Tooth, 86-Up	Externally	ALL26806	ALL26801
SB Chevy 400, 168-Tooth	Externally	ALL26815	ALL26810
BB Chevy 454, 168-Tooth	Externally	ALL26825	ALL26820
GM LS 3-Bolt, 168-Tooth	Internally	ALL26845†	ALL26840†

*Single 10-3/4" Torque Converter Bolt Pattern.

†Will not fit 1999-2000 6.0L applications with 0.400" extended crank flange originally equipped with flat flexplate and will not fit 4L80E transmissions

Flywheel Locking Tool SB/BB Chevy **ALL96426**

Place flywheel locking tool onto rear block dowel pins to prevent the flywheel from turning while tightening or loosening balancer bolts, flywheel bolts, clutch/pressure plate bolts or cam gear bolts. Locking tool works with 153- or 168-tooth flywheels and flexplates.



Balancing Plate **ALL26120**

Plate is installed between crankshaft flange and the flywheel allowing a popular internally balanced Chevy 350 flywheel to be used with an externally balanced 400 crankshaft.



Note: These are not designed to be used with an automatic transmission flexplate.

GM LS Engine To TH350/TH400 Adapter Sleeve **ALL26121**

Crank adapter sleeve allows use of an early TH350/TH400 style transmission with an LS engine.



Torque Converters

Ideal for mild performance applications, including moderate drag racing, factory or street stocks. Economical converters are completely remanufactured with new pump drive hubs and thrust washers. Exact stall speeds will vary depending upon displacement, torque and vehicle weight.



Part No.	Description	Stall Speed
ALL26908	TH-350/400 10-3/4" B.C.	2000-2200
ALL26906	TH-350/400 10-3/4" B.C.	2200-2600
ALL26900	TH-350/400 10-3/4" B.C.	2700-3000
ALL26902	TH-350/400 10-3/4" B.C.	3200-3500
ALL26904	TH-350/400 10-3/4" B.C.	3500+

Pilot Bushing Install Tool **ALL26115**

Driver simplifies installation of pilot bushings or bearings for manual transmissions including Muncie, Saginaw, BorgWarner, T-10 and many other popular transmissions with .590" pilot shafts.



Extended Length Pilot Bushings

Use these extra long bushings when distance between engine and bellhousing has increased due to use of mid-plates, rear motor mounts or adapters. Bushings help maintain true alignment of clutch disc to flywheel.



ALL26112..... Bronze Bushing

ALL26114† Steel Roller Bearing Bushing (has a machined in roller bearing to reduce friction and wear.)

†Bearing is shipped dry. Apply a good quality, high-temp grease upon installation.

Clutch Alignment Tools

Splined, high-impact plastic tools are helpful when aligning the clutch disc on the flywheel for proper insertion of the transmission input shaft.



ALL14290 1-1/8" Dia, 10-Spline

ALL14292 1-1/8" Dia, 26-Spline

Transmission Stand **ALL10174**

Avoid damage and fluid leaks during storage and transport of many popular transmissions. Multi-position stand also keeps the transmission level and clean during servicing. An adjustable rear stabilizer bracket can be moved fore and aft as well as vertically to accommodate a variety of transmissions including Bert, Brinn, Muncie, Saginaw, Richmond and many others. Overall dimensions 11" x 14" x 6".



Transmission Stand

ALL10175

Stand is designed to accept most three and four speed GM manual transmissions and also Bert/Brinn style transmissions with modification to rear pad mount.



Transmission Blanket **ALL69010**

Contains transmission explosions on high horsepower race cars with stock firewall/floor pan or where a transmission shield isn't practical. NHRA and IHRA approved blanket measures 12" x 47" and meets SFI 4.1 specifications. Includes straps to secure it to any transmission.



Torque Ball Safety Blanket **ALL55220**

Fire resistant safety blanket designed by Jason Meyers Racing protects drivers' legs and feet in the event of a U-joint failure. Ballistic nylon covered blanket weighs just 1-1/2 lbs. and has quick release adjustable straps that allow blanket to be removed easily for servicing torque ball and U-joint. Blanket includes two mounting brackets, mounting studs, nuts and installation instructions.



Bellhousing Dowel Pins

Steel dowel pins are approximately 1/2" longer than stock pins and are required when running an engine mid-plate, rear motor mounts or an aftermarket bellhousing. These extended length pins also help with alignment when installing an engine. Pins fit most GM blocks and are sold in pairs.



- ALL38150** Solid Pins
ALL38152 Hollow Pins

Solid Transmission Mount **ALL38070**

Solid 3/16" steel mount fits most TH350, TH400, Powerglide, and all BorgWarner, Muncie, and Chrysler 4-speed transmissions. Eliminates twisting, flex, and distortion. Not recommended for use with rubber engine mounts.



Transmission Mount Bracket

ALL38072

May be welded to chassis to support manual or automatic transmissions. Steel bracket is 1/8" thick with 1" x 7/16" slots for mounting bolts.



Clutch Discs For Bert Transmission

Quality discs are a must when rebuilding the internal clutch of Bert transmissions. Friction disc and steel plate sets are sold separately.



- ALL26950** Clutch Friction Discs 6-Pack
ALL26952 Steel Clutches 5-Pack

Bert Clutch Assembly Tool **ALL14295**


Shaft is used to help align counter shaft when replacing clutch discs and clutches. Shaft features a through hole for installing threaded rod when assembling counter gear assembly before installation, along with an internal thread to assist when removing if necessary.



Tailshaft Seal And Bushing

The tailshaft bushing is a regular wear item, located inside the transmission tailshaft housing. It should be replaced when replacing the tailshaft seal or when a driveshaft failure has occurred. A worn bushing will cause excessive side-to-side movement of the slip yoke and create a vibration or leak. Replacement bushing and seal fits GM Powerglide, Turbo 350, Saginaw, Muncie, Bert and Brinn transmissions.

- ALL72150** ... Seal
ALL72152 ... Seal With Bushing



ALL72152

Slip Yokes

Slip yokes provide an important link in today's driveline and chassis combinations. Yokes are available in standard length for most street applications with minimal suspension travel to extra-long for racing suspensions that have a radical amount of travel. 27-spline yokes accept 1310 style U-joints and are for use in many popular transmissions including TH350, TH700R4, Muncie and Saginaw 3 and 4 speeds, Bert and Brinn non-ball spline.



- ALL69040** 6"
ALL69042 6-3/4"
ALL69044 7-1/2"
ALL69046 8"
ALL69048 8" (Extra Clearance)

Hardened

- ALL69043** 6-3/4"
ALL69045 7-1/2"
ALL69047 8"

U-Joints

Performance U-joints are greasable and fit a variety of driveshaft combinations.

- 1310 Series:** 3.218" Wide with 1.062" Diameter Caps
1330 Series: 3.622" Wide with 1.062" Diameter Caps
1350 Series: 3.622" Wide with 1.187" Diameter Caps

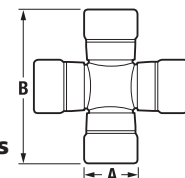
U-Joints With Same Cross Width

- ALL69030** 1310 Series
ALL69031 1330 Series
ALL69032 1350 Series

U-Joints With Different Cross Widths

- ALL69034** 1310 to 1330
ALL69037 1310 to 1330*
ALL69035 1310 to 1350
ALL69036 1330 to 1350

*Standard 1330 spread with larger 1.125" diameter caps.



Width = B, Caps = A

Bert Ball Spline Ball Kit

ALL26963-12

Hardened steel balls are direct replacements for the ball spline tailshaft.



NEW

Universal Three Fastener Plastic Wheel Covers with No Hardware



High impact plastic wheel covers feature three reinforced slots for mounting wheel cover to wheel. Covers fit a variety of 15" beadlock wheels including Weld, Bassett and Aero. Mounting Hardware not included.

- | | |
|------------------------------|-----------------------------------|
| ALL44280 Black | ALL44286 Orange |
| ALL44281 White | ALL44287 Silver |
| ALL44282 Red | ALL44288 Neon Yellow |
| ALL44283 Blue | ALL44289 Neon Green |
| ALL44285 Yellow | ALL44290 Neon Pink |

Universal Three Fastener Plastic Wheel Covers with Quick Turn Fasteners



High impact plastic wheel covers feature three quick turn fasteners located in a reinforced slot, allowing the same cover to fit a variety of 15" beadlock wheels including Weld, Bassett and Aero.

- | | |
|------------------------------|-----------------------------------|
| ALL44230 Black | ALL44236 Orange |
| ALL44231 White | ALL44237 Silver |
| ALL44232 Red | ALL44238 Neon Yellow |
| ALL44233 Blue | ALL44239 Neon Green |
| ALL44235 Yellow | ALL44240 Neon Pink |

Replacement Parts

- ALL99338**..... Cover Fasteners, 3-Pack

3 Fastener Wheel Rings

Wheel rings fit non-beadlock wheels by securing to the inside lip of most 15" racing wheels to provide a mounting point for a 3 fastener wheel cover.

Rings For Cover With Quick Turn Fasteners

- ALL44228**..... Steel Round Style Ring
ALL44229..... Steel Flat Style Ring
ALL44179..... Aluminum Flat Style Ring

Ring For Cover With Bolt-On Fasteners

- ALL44243**..... Steel Round Style Ring
ALL44245..... Aluminum Flat Style Ring



Universal Six Fastener Plastic Wheel Cover with No Hardware **ALL44250**

High impact plastic wheel cover features six reinforced slots for secure mounting of wheel cover. Mounting Hardware not included.



Universal Six Fastener Plastic Wheel Cover with Quick Turn Fasteners **ALL44246**

High impact plastic wheel cover features six quick turn fasteners for secure mounting.



6 Fastener Wheel Rings

Wheel rings fit 15" non-beadlock wheels by securing to the inside lip of most racing wheels to provide a mounting point for a 6 fastener wheel cover.

Ring For Cover With Quick Turn Fasteners

- ALL44249**..... Aluminum Flat Style Ring

Ring For Cover With Bolt-On Fasteners

- ALL44253**..... Aluminum Flat Style Ring



Bolt-On Wheel Cover Conversion Kit

Kit includes 1/4"-20 insert plates, wheel cover bolts and rivets to convert a wheel cover retainer ring with troublesome quick turn fasteners to a bolt-on style ring.



Description	3-Pack	24-Pack
Kit To Replace 1" Quick Turn Springs	ALL44225	ALL44225-24
Kit To Replace 1-3/8" Quick Turn Springs†	ALL44226	ALL44226-24

†Most popular size found on non-beadlock wheel cover retainer rings.

Sprint Wheel Cover Bolt Kits

Kit includes 5/16"-28 bolts, 1-3/8" spread aluminum insert plates with steel threaded inserts, e-clips to keep bolts on the wheel cover and rivets. Package of 3.

- ALL44265**..... Stainless Steel
ALL44266..... Titanium
ALL99420..... Replacement E-Clips, 12-Pack





Weld Style Plastic Wheel Cover **ALL44168**

High impact plastic wheel cover secures to 15" Weld beadlock wheels or non-beadlock wheels equipped with a retaining ring. Covers include quick turn mounting fasteners.



Replacement Parts

ALL44179 Retainer Ring for Weld Style Cover
ALL99165 Fasteners For Wheel Covers, 3-Pack

Weld Style Aluminum Wheel Covers

Aluminum wheel cover secures to 15" Weld beadlock wheels or non-beadlock wheels equipped with a retaining ring. Covers include quick turn mounting fasteners.



NEW

ALL44170 Polished
ALL44171 Black

Related Components

ALL44179 Retainer Ring For Weld Style Cover
ALL99165 Fasteners For Wheel Covers, 3-Pack

Aluminum Wheel Covers

Prevent mud and dirt build up in outer wheel shell. Covers fasten quickly with three quick turn fasteners. Covers fit beadlock wheels only and are sold each.



ALL44175

ALL44175 Aero
ALL44176 Bassett/Weld

Replacement Parts

ALL99165 Cover Fasteners, 3-Pack

Wheel Cover Ring **ALL44178**

Mounting ring installs between the rim and the beadlock ring on beadlock wheels, allowing installation of a wheel cover with a Weld pattern.



Titanium Fastener Kit For Beadlock **ALL17000**

Kit includes 16 pieces of 5/16"-18 x 1" long bolts to reduce rotating weight over standard fasteners. These fasteners work with most beadlock wheels and weigh a total of 114 grams.



Note: Kit will not work with Sander Engineering beadlock wheels

Foam Mud Plugs

An economical way to prevent mud build-up inside racing wheels. Foam discs, in 5" and 3" widths, install quickly and easily in 15" diameter wheels. Allstar logo is imprinted on one side. Sold each.

5" Mud Plugs

ALL44150 Black
ALL44151 Red
ALL44152 Blue
ALL44153 Orange



3" Mud Plug

ALL44190 Black

Aluminum Inner Mud Shields

Aluminum shield fits over most 5x5 hubs and inside 15" wheels to help reduce mud build-up commonly found on the backside of the left rear wheel of dirt cars.



NEW

ALL44267 2" Backspace Wheel
ALL44268 3" Backspace Wheel

Stainless Steel Inner Mud Shields

Stainless steel shield fits over most 5x5 hubs and inside 15" wheels to help reduce mud build-up commonly found on the backside of the left rear wheel of dirt cars.



ALL44270 2" Backspace Wheel
ALL44271 3" Backspace Wheel

Wheel Rim Screws **ALL44045**

Self-tapping 1/4" diameter screws anchor the tire to the rim to prevent spinning. For drag use. Package of 35.



Tom Sprague



Wheel Studs

Larger-than-stock studs require redrilling of stock flanges. Check sanctioning body for wheel stud requirements. Package of 5.




Part No.	Size	Thread	Underhead Length	Thread Length	Knurl Length	Knurl Dia.
ALL44110	1/2"-20	Fine	2.000"	.925"	.250"*	.585"
ALL44111	1/2"-20	Fine	1.875"	1.250"	.500"*	.685"
ALL44112	1/2"-20	Fine	2.250"	1.300"	.600"*	.600"
ALL44114	5/8"-18	Fine	2.000"	1.250"	.560"	.685"
ALL44115	5/8"-11	Coarse	2.000"	1.00"	.375"	.690"
ALL44117†	5/8"-11	Coarse	2.750"	1.750"	.375"	.690"
ALL44116‡	5/8"-11	Coarse	2.750"	1.450"	.725"	.690"
ALL44113†	5/8"-11	Coarse	3.750"	2.750"	.375"	.690"
ALL44119‡	5/8"-11	Coarse	3.750"	2.400"	.725"	.690"

*Length with shoulder.

†Popular 5x5 Hub Wheel Stud

‡Popular Wide 5 Hub Wheel Stud



43/64" Wheel Stud Drill Bit ALL11045

43/64" bit is correct for drilling hubs or axle flanges to accept most 5/8" wheel studs with .690" knurl diameter. 1/2" shank.



Economy Quick Spin Lug Wrench ALL10108

Lug wrench is a 1" diameter tube with a shallow 1" socket welded to one end and rotating piece of plastic pipe attached to the other. The 10" handles are angled with rubber grips and the overall length is 23".



Glueless Lug Nuts

Open end lug nuts attach to the wheel with springs for FASTER pit stops! Kits contain 5 glueless lug nuts with springs attached and self-tapping screws for mounting.



ALL44107 Complete Kit, 5/8"-18 Thread (Fine)

ALL44108 Complete Kit, 5/8"-11 Thread (Coarse)

ALL44109 Replacement Spring And Screw, 5-Pack

Lug Nuts

Large diameter, open end lug nuts are designed to fit most racing wheel applications and will not pull through the wheel. Nuts are available in steel or aluminum with SAE or metric threads and feature a 45° tapered seat.



Description	Pack Of 10	Box Of 100	Box Of 350	Box Of 400
Aluminum Lug Nuts				
5/8"-11 (Coarse) Double Chamfer	ALL44096	ALL44096-100	-	-
5/8"-11 (Coarse) Double Chamfer [§]	ALL44097	ALL44097-100	-	-
Steel Lug Nuts (Heat Treated and Zinc Plated)				
5/8"-11 (Coarse) Double Chamfer	ALL44098	ALL44098-100	-	-
5/8"-11 (Coarse)	ALL44106	ALL44106-100	-	ALL44106-400
5/8"-18 (Fine)	ALL44104	ALL44104-100	-	ALL44104-400
1/2"-20 (Fine)	ALL44102	ALL44102-100	ALL44102-350	-
7/16"-20 (Fine)	ALL44100	ALL44100-100	-	ALL44100-400
12mm - 1.25 (Metric)	ALL44103	ALL44103-100	ALL44103-350	-
12mm - 1.5 (Metric) [^]	ALL44101	ALL44101-100	ALL44101-350	-

§Hard coated.

^Most popular metric for GM, Ford and Chrysler.

Hex Pit Sockets With Extension

Hex style pit sockets with a built-in extension prevent extension and socket from separating during wheel changes. Bright powder coated finish provides a durable coating and helps prevent loss in dark pit areas.



3/8" Drive

ALL10234 5"

ALL10235 12"

1/2" Drive

ALL10239 5"

ALL10240 12"

Super Sockets With Extension

Pit sockets are available with 5" or 11" extensions and include our Super Socket for fast wheel changes without jamming lug nuts. Sockets fit 1" lug nuts and are used with 1/2" drive impact guns.



ALL10242 5"

ALL10241 11"

Aluminum Wheel Adapter ALL44128

Adapter bolts to stock 5 x 4-1/2" or 4-3/4" bolt circle hub or axle flanges when adapting to 5 x 5" bolt circle pattern wheels. Adapter is fitted with 5/8"-11 coarse thread studs and measures 1" thick. Adapters are bolted from the backside of hub or axle using 1/2"-20 mounting hardware (not-included). Not for use with additional wheel spacers and additional machining may be required for proper installation.



Aluminum Wheel Spacers

Change wheel offset without changing wheels! Universal design fits 5 on 4-1/2", 5 on 4-3/4" and 5 x 5" patterns. Uses 5/8" stud slot to aid in centering.

- ALL44216** 1/4"
- ALL44217** 1/2"
- ALL44218** 3/4"
- ALL44219** 1"



Aluminum Wheel Spacers

Spacers fit 4-1/2", 4-3/4" and 5" bolt circle patterns. Spacers increase track width, requiring less wheel offset. Sold each.

- ALL44120** 1/4"
- ALL44121** 1/2"
- ALL44122** 3/4"
- ALL44123** 1"



Note: 4-1/2" and 4-3/4" bolt patterns have 1/2" holes; 5" bolt pattern has 5/8" holes.

4 Lug Steel Wheel Spacer

ALL44200

Steel spacer is 1/4" thick, fits 4x4-1/4" and 4x4-1/2" bolt patterns with 1/2" wheel studs.



5x5" Steel Wheel Spacers

Spacers fit 5x5" hubs with 5/8" studs and provide maximum tread width for adjustment of chassis weight distribution. Spacers are made from tough 1018 steel and have a 3-1/2" I.D. and a 7" O.D.

- ALL44124** 1/16"
- ALL44125** 1/8"
- ALL44126** 1/4"



Aluminum Wide 5 Wheel Spacers

One-piece aluminum spacer moves Wide 5 wheel outboard. Sold each.

- ALL44129** 1/8" Thick
- ALL44127** 1/4" Thick



Aluminum Wide 5 Threaded Wheel Spacers

Aluminum spacers thread directly onto wheel studs of Wide 5 hubs with 5/8"-11 threads. Hex design is easily installed and removed. Longer studs may be required when using spacers. Package of 5.

- ALL44210** 1/4"
- ALL44211** 3/8"
- ALL44212** 1/2"
- ALL44214** 3/4"
- ALL44215** 1"



Tire Sander **ALL44185**

Extend the life of used tires by removing a thin, hardened layer of rubber. Heavy duty 7" Milwaukee sander with 2.25 HP/13 amp motor, has a 0-6000 adjustable RPM range to compensate for varying tire hardness and features a 10' detachable cord. Backing pad and discs are sold separately.



ALL44184 Filter For Tire Sander

ALL44184

Backing Pads And Sanding Discs

Backing pads are designed to work with the ALL44185 Tire Sander or other sanders that have a 5/8"-11 arbor. Sanding discs are specific to each backing pad and sold in packs of 5.

7" Backing Pad And Sanding Discs

Backing pad is a multi-piece unit that features a hard backing. The sanding disc is secured to the sander along with the backing pad and reinforcing disc with one spanner nut.

ALL44186 7" Backing Pad

ALL44187 7" Sanding Discs, 36 Grit

8" Backing Pad And Sanding Discs

Backing pad is a one-piece unit that features a soft foam backing and a molded-in threaded insert to mount directly to the sander. The backing pad accepts hook-and-loop style sanding discs.

ALL44188 8" Backing Pad

ALL44189 8" Sanding Discs, 36 Grit

ALL44198 8" Sanding Discs, 24 Grit

ALL44197 8" Sanding Discs, 16 Grit



Tire Grinding Discs



ALL44180

ALL44181

ALL44182

ALL44183

ALL44196

Grind off the hardened outer "skin" on used dirt track tires and create round, aggressive sipes to increase traction. Use caution when handling and storing nail head disc, pins are needle sharp.

Part No.	Description	Diameter	Arbor Hole
ALL44180	Rounded Disc, 23 Grit	4"	5/8"
ALL44181	Flat Disc, 23 Grit	4"	5/8"
ALL44182	Rounded Disc, 16 Grit	7"	7/8"
ALL44183	Nail Head Disc	7"	7/8"
ALL44196	Nail Head Disc	8"	5/8"

Safety Note: To prevent bodily injury the tire must be mounted on the car or secured in a tire holder. Eye and hand protection is required.



"All-In-One" Heated Tire Groovers

Self-contained groover has built-in temperature controls, eliminating the additional cord and separate control box common with other groovers. Don't let the small package fool you; this groover has the ability to cut small intricate grooves yet still handle removing material up to a 1/2". Tapered, razor sharp blade grooves fast and easy. To operate, insert a single blade into groover, set blade height with a tire depth gauge and set the power level. Place the cutting edge against the tire surface and obtain instant heat by simply squeezing the trigger. Groover features a Hi/Low toggle switch and a temperature control dial in the handle for setting desired heat level. "All-In-One" groover requires "All-In-One" blades; do not use standard groover blades with this groover.



ALL10770

- ALL10770**..... 110V Groover Includes 1 Each 4/32", 5/32", 6/32", 8/32" and 10/32" Flat Blades.
ALL10772..... 220V Groover (Intended For International Use) Power cord requires the attachment of a 220 volt, grounded, 3-prong plug (not included). Includes 1 Each 4/32", 5/32", 6/32", 8/32" and 10/32" Flat Blades.

Replacement Parts

(for ALL10770 and ALL10772)

- ALL99300**..... Head Assembly
ALL99301..... Head Rebuild Kit
ALL99302..... Blade Clamps, 1-Pair
ALL99303..... Clamp Nuts, 1-Pair
ALL99304..... Clamp Screws, 1-Pair
ALL99305..... Cradle Springs, 1-Pair
ALL99306..... Slide Pads, 3-Pair
ALL99307..... Hex Wrench



ALL99300

ALL99301

ALL99302

ALL99306

Easy Wrap Tire Covers

Cover tires quickly and easily. Elastic bands allow you to stretch the cover over your tires after washing or grinding to keep tires clean.



Description	4-Pack	12-Pack
UMP Modified Tires (85-89" Dia.)	ALL44222	ALL44222-12
Late Model Tires (93-96" Dia.)	ALL44223	ALL44223-12

Tire Wrap

Tires lose solvents and moisture over time but keeping them covered helps prevent tires from drying out. Wrap also helps contain or reduce the amount of chemicals used during "soaking" by minimizing evaporation. Wrap is 18" W x 1500' L.



- ALL44221**..... Black **NEW**
ALL44224..... Clear

Heated Tire Groovers

Groovers add extra traction in minutes. Tapered, razor sharp blade grooves fast and easy. To operate, insert a blade into groover, set blade height with a tire depth gauge and set the power level. Features triggerless activation – simply place the cutting edge against the tire surface and press down for instant heat. Includes 2 each 4/32", 6/32", 8/32" and 10/32" flat blades.



ALL10260

- ALL10260**..... 110V Groover Features a 4 level dial and a hi/low switch for 8 total heat settings.
ALL10590..... 220V Groover (Intended For International Use) Features a 4 level dial and a multi-positional dial for fine tuned heat settings. Power cord requires the attachment of a 220 volt, grounded, 3-prong plug (not included).

Replacement Parts

(for ALL10260)

- ALL99392**..... Head Assembly
ALL99393..... Head Rebuild Kit
ALL99394..... Blade Clamps, 1-Pair
ALL99303..... Clamp Nuts, 1-Pair
ALL99304..... Clamp Screws, 1-Pair
ALL99305..... Cradle Springs, 1-Pair
ALL99306..... Slide Pads, 3-Pair
ALL99307..... Hex Wrench



ALL99392

ALL99393

ALL99394

ALL99306

ALL99104

ALL99105

ALL99106

Replacement Parts

(for ALL10270 and ALL10590)

- ALL99104**..... Tension Lever Kit
ALL99105..... Head Assembly
ALL99106..... Front Pads w/Screws, 3-Pair
ALL99107..... Rear Pads w/Screws, 3-Pack
ALL99127..... Head Blade Divider



ALL99107

ALL99127

Tire Stack Cover **ALL44220**

Easy access canvas cover features a full length zipper. Perfect for use in the tire impound, keeping your tires out of the weather or hiding them from the eyes of your competition. 50" tall black cover will fit a set of 4 tires with a 86" maximum circumference.



Check Out Our Tool Section!

For more tire related tools see pages 241-247.



"All-In-One" Groover Blades

Hard tempered spring steel blades are designed for use with the ALL10770 and ALL10772 "All-In-One" Heated Tire Groovers. Blades are honed to a razor like finish and have a tapered shape making the blade wider near the top where strength is needed and thinner at the bottom, greatly reducing drag as the blade cuts through the rubber. Blades are sold in packages of 12.

Note: All-In-One Groovers must use these All-In-One Blades but these blades can be used in any of our other groovers.




Blade	Size	Flat Bottom Blades	Round Bottom Blades
#1	1/32"	—	ALL10790
#2	2/32"	—	ALL10791
#3	3/32"	ALL10780	ALL10792
#4	4/32"	ALL10781	ALL10793
#5	5/32"	ALL10782	ALL10794
#6	6/32"	ALL10783	ALL10795
#8	8/32"	ALL10784	ALL10796
#10	10/32"	ALL10785	ALL10797
#12	12/32"	ALL10786	ALL10798
#14	14/32"	ALL10787	—
#16	16/32"	ALL10788	—

Heated Tire Groover Blades

Hard tempered spring steel blades are designed for use with the ALL10260, ALL10270 and ALL10590 Heated Tire Groovers. Blades are honed to a razor like finish and have a tapered shape making the blade wider near the top where strength is needed and thinner at the bottom, greatly reducing drag as the blade cuts through the rubber. Blades are sold in packages of 12.

Note: Do not use these blades in "ALL-IN-ONE" style groovers!



Blade	Size	Flat Bottom Blades	Round Bottom Blades
#1	1/32"	—	ALL10267
#2	2/32"	—	ALL10268
#3	3/32"	ALL10271	ALL10269
#4	4/32"	ALL10272	ALL10276
#6	6/32"	ALL10273	ALL10277
#8	8/32"	ALL10274	ALL10278
#10	10/32"	ALL10275	ALL10279

Heavy Duty Flat Bottom Grooving Blades

Heavy duty blades are twice as thick as standard blades for removing large amounts of material with less chance of blade damage. Commonly used in off-road racing. Package of 12.

ALL10580 #16 Flat, 16/32"
 ALL10582 #20 Flat, 20/32"
 ALL10584 #24 Flat, 24/32"
 ALL10586 #32 Flat, 32/32"



Dirt Tire Soap ALL78236

Clean your tires like the Pro's! Simply mix with water and spray on your tires before washing them and the mud almost falls off. Cleaner also works for pre-treating your chassis and body before cleaning to help loosen dirt and clay. 1-gallon container.



Tire Spoons



Steel tire spoons help to mount and dismount tires after bead has been broken. Various sizes are available to work with most tire/wheel combinations. Small tool works well to fit inside tire during removal while rounded ends help prevent damage to tire and wheel.

ALL10103 24" Straight With Round End
 ALL10104 16" Curved With Flat End
 ALL44037 16" Curved With Round End
 ALL44036 9" Curved With Round End

Bead Breakers

Convenient tool makes quick work of breaking down even the most stubborn tire beads. Durable steel construction with rubber hand grips. Clamp the hook and inside jaw against the rim, while maintaining slight pressure on the outside handle, then press down on the inside handle, using the outer jaws to separate the tire from the rim, moving around the rim as needed.



ALL44026 Bead Breaker for 10" Wheels
 ALL44027 Bead Breaker for 13" Wheels
 ALL10105 Bead Breaker for 15" Wheels
 ALL10106 Bead Breaker for 15" Wheels Wide Jaw*
 ALL44028 Bead Breaker w/Adjustable Arm for 10", 13" and 15" Wheels

*Wide jaw bead breaker works well with soft sidewall tires, helping prevent damage to sidewall.

Aluminum Air Tanks

Portable lightweight aluminum tanks provide an easy way to air up tires. Welded tanks will not rust or corrode and are pressure tested to military specifications up to 300 PSI.

ALL10531 7" x 10" Horizontal Tank, 1-1/2 Gallon
 ALL10532 7" x 24" Vertical Tank, 2-3/4 Gallon
 ALL10530 9" x 11" Horizontal Tank, 2-3/4 Gallon
 ALL10534 9" x 20" Horizontal Tank, 5 Gallon




ALL10532

Asphalt Tire Book

ALL041

Keep track of tire settings before and after race. 4" x 5" pocket size book includes 50 carbon copy pages, perforated for easy tear off.



Tire Log Decal

Easy to write on, vinyl decal is handy when recording important tire information at the track. 8-1/2" x 2".



ALL047 4-Pack
ALL047-40 40-Pack

Stagger Gauge

ALL1016

Measures tire diameter and automatically converts it to circumference. Strong tubular gauge will not flex and will provide accurate, consistent stagger measurements every time. Gauge measures from 65" to 115" in 1/4" increments.



Replacement Part

ALL99044 Tape Decal

Tire Tape Measures

10' foot long tapes are ideal for measuring tire diameters and checking stagger.

ALL1011 Economy
ALL1012 Deluxe



Tire Crayons

Ideal for temporary tire marking. 1/2" x 4-5/8".

ALL12060 White
ALL12061 Yellow



Paint Markers

Long-lasting, weather, water, and UV-resistant markers work on glass, plastic, rubber and metal. Durable fiber tip permits fine or bold lines. Perfect for indicating tire stagger. Quick dry, lead-free paint.

ALL12050 Aluminum
ALL12051 Yellow
ALL12052 White
ALL12053 Red
ALL12054 Blue
ALL12055 Light Blue
ALL12056 Black
ALL12057 Orange



Tire Pressure Gauges, Glow In The Dark

Tire pressure gauge has a glow in the dark face. Swivel chuck rotates 360° on a 14" long rubber hose for easy placement on valve stems with leak free operation. A rubber cover surrounds the gauge for added protection against drops and has a ribbed molded pattern for increased grip. Gauge also features a built-in pressure release valve for removing air in small amounts for precise pressure adjustments.

2-1/4" Diameter

ALL44056 0-15 PSI, 2-1/4"
ALL44057 0-30 PSI, 2-1/4"
ALL44058 0-60 PSI, 2-1/4"

4" Diameter

ALL44046 0-15 PSI, 4"
ALL44047 0-30 PSI, 4"
ALL44048 0-60 PSI, 4"



ALL44047

Tire Gauge Holders

Secure holder to shop or trailer wall to keep tire gauge conveniently located. Aluminum holder works with most tire gauges and has wrap around sides to hold gauge in place.



ALL12259

ALL12259 Holds Gauges Up To 3-1/2" O.D.
ALL12260 Holds Gauges Up To 4" O.D.

Tire Gauges

2" gauge has a 12" flex hose with swivel chuck and pressure release valve. Accurate to within +/- 1%.

ALL44076 0-20 PSI
ALL44077 0-40 PSI



ALL44077

In-Car Memory Tire Temp Gauge



Digital tire temp gauge with memory (maximum temp). Gauge will show real-time temp and allows you to recall max temp after your race. Align and mount the sensor within 24" of tire to monitor for best results. Designed for use with 12 and 16 volt systems. Temp Range 0-300° F. Gauge size is 2.75" wide x 1.375" tall. Sensor size is 3/4" x 3/4". Sensor mounting bracket 1.5" wide. Complete kit includes gauge, sensor, wiring and instructions.

ALL80085 Complete Kit
ALL80086 Replacement Sensor

Tire Durometer **ALL44034**

Easily check tire hardness. Includes storage pouch.



Schrader Valves **ALL44065**

Inflating tires through quick disconnects mounted in rim eliminates an extra valve stem. Valves work with Allstar Performance center reliefs and other popular plastic or aluminum quick disconnect fittings. Sold in pairs.



Wheel Disconnects

Fit 5/8" diameter valve stem hole for use with center reliefs and Schrader (Fill) valve (ALL44065).

ALL44060..... Plastic, 4-Pack

ALL44061..... Plastic, Each

ALL44062..... Aluminum, 4-Pack

ALL44063..... Aluminum, Each



ALL44060

Replacement Parts

ALL44066..... Sealing Washer, 4-Pack

ALL44067..... Grommet, 4-Pack



ALL44066



ALL44067

Valve Stem Puller **ALL44032**

Puller threads onto valve stem and properly pulls rubber valve stems into place. Large rubber block protects expensive wheels and creates leverage when pulling.



Valve Core Tool **ALL44030**

Easily remove and install new valve cores. Base of handle has a machined pattern to aid with grip. Ergonomically designed and crafted from stainless steel. Measures 3" overall length.



Brass Valve Stems

Brass bolt-in valve stem resists cutting during contact. Sold each.

ALL44134 Brass Valve Stem. Fits .625" Hole

ALL44135 Chrome Plated Brass Valve Stem. Fits .453" or .625" Hole



ALL44134

Replacement Parts

ALL99150 Valve Core, 10-pack

ALL99151 Valve Stem Caps, 10-Pack



Snap-In Rubber Valve Stems

Economical rubber valve stems pull through wheel for easy installation. Large stem for 5/8" hole is the most popular size valve stem used in racing wheels. Smaller stem for .453" hole is commonly found in stock steel and utility vehicle wheels.



ALL44136 Stem For 5/8" (.625") Hole, 4-Pack

ALL44136-50 Stem For 5/8" (.625") Hole, 50-Pack

ALL44139 Stem For .453" Hole, 4-Pack

Flush Mount

Valve Stem Kit **ALL44137**

Chrome finished steel, bolt-in, valve stem mounts in standard valve stem location and provides a clean semi-flush appearance.

Valve stem features an o-ring to seal against the outside of the wheel and a rubber grommet, washer and nut that seals against the inside of the wheel. Kit includes four valve stems with dust covers and an extension filler tube. Valve stems are designed for use in wheels with .453" valve stem holes.



Replacement Part

ALL44138 Replacement Filler Tube

Valve Stem Cores

This inner portion of the valve stem is often damaged or leaking. Cores are easy to replace with ALL44030 tool when replacing tires to assure a leak free valve stem. Universal design fits most standard valve stems.

ALL99150 10-Pack

ALL99150-100 100-Pack



Valve Stem Caps

An often overlooked item, caps prevent dirt and debris from entering the core portion of valve stems. Stainless steel caps have an inner seal for additional sealing.

ALL99151 10-Pack

ALL99151-100 100-Pack



Hex Head Valve Stem Caps

ALL44053

Keep dirt and debris out of valve stems while providing an attractive finishing touch to wheels. Chrome plated brass hex caps fit most valve stems and have a built-in inner seal to prevent air loss. Package of 4.



Chris Ferguson



Allstar Hats

Hats have Allstar logo embroidered on the front and an adjustable head band.



ALL99951 Black

ALL99957 Black With Mesh Back

ALL99959 Black With White Mesh Back

Allstar Beanie

ALL99953



Allstar T-Shirts

T-shirts have a large Allstar logo on the back and a small logo on the front left chest. Available in black, red, gray or charcoal. Specify size when ordering (YM*, YL*, S, M, L, XL, XXL, XXXL).



ALL99902 Black

ALL99904 Red

ALL99906 Gray

ALL99907 Charcoal

*Sizes YM and YL only available in Black or Charcoal

Allstar Graphic T-Shirt

Black t-shirt with red and gray graphics on front and back. Specify size when ordering (S, M, L, XL, XXL, XXXL).



Allstar Circle Track T-Shirts

ALL99901

Dark gray t-shirts have a circle track theme and Allstar logos on front and back. Specify size when ordering (S, M, L, XL, XXL, XXXL).



Allstar Ladies Vintage T-Shirts

Available in burgundy, charcoal or navy. Specify size when ordering (S, M, L, XL, XXL).

ALL99920 Burgundy

ALL99921 Charcoal

ALL99922 Navy



Allstar Full-Zip Hoodie

ALL99917

Charcoal full zipper style hoodie features a small Allstar logo on left chest and is made from a 50/50 blend of soft spun cotton and poly fleece. Specify size when ordering (S, M, L, XL, XXL, XXXL).



Allstar Hoodie

ALL99916

Allstar hoodie features a two color design and is 100% polyester for a wrinkle free look. Specify size when ordering (S, M, L, XL, XXL, XXXL).



Allstar Sweatshirt

ALL99912

Black sweatshirt has a small Allstar logo embroidered on the left chest. Specify size when ordering (M, L, XL, XXL, XXXL).



Allstar Hooded Sweatshirt

ALL99913

Black hooded sweatshirt has large Allstar logo across the chest, drawstring hood and a large pocket. Specify size when ordering (YM, YL, S, M, L, XL, XXL, XXXL).





Allstar Lightweight Jacket

ALL99918

Black jacket has a small Allstar logo on front left chest area. Specify size when ordering (L, XL, XXL, XXXL).



Allstar Lightweight Jacket

ALL99914

Jacket has a small Allstar logo on front left chest area. Nylon shell and fleece liner. Specify size when ordering (L, XL, XXL, XXXL).



Allstar Apron

ALL99962

Black cloth apron has pockets to keep tools close at hand. Reverse apron to place pockets on the inside when grinding tires. Adjustable strap allows one size to fit all.



Allstar Gloves

General purpose gloves protect hands from everyday abuse in the shop or at the racetrack. Lightweight, elastic weave material with reinforced palm and fingers allows mobility and unrestricted use.



ALL99940 Medium

ALL99941 Large

ALL99942 X-Large

Allstar Umbrella

ALL99960

Versatile umbrella is only 16" long when retracted, but opens to a full 36". Easily stored.



Allstar Can Cooler **ALL99965**

Keep your hand warm and your favorite beverage cool and covered.



Merchandising Displays

Allstar Performance merchandising displays for race, street and drag. Each 4' x 4' display features a variety of fast-selling products to satisfy customer needs. A layout diagram is supplied to simplify set up. Display packages include free bonus items such as Allstar header display, Allstar decals, Allstar hang tags and hooks. Display rack not included.

ALL070 ... Circle Track

ALL071 ... Circle Track

ALL072 ... Drag Race

ALL073 ... Street Performance

ALL074 ... Open Wheel/Sprint

Brake Fitting Displays

8" x 10" card includes an assortment (1 piece each) of popular brake line fittings. Visit website for breakdown.

ALL080 Display #1

ALL081 Display #2

ALL082 Display #3

ALL083 Display #4



Allstar Clock **ALL99968**

Silver framed 12" diameter clock features a bright white face with easy-to-read black numbers and hands. Includes AA battery.





Allstar Decals

- ALL029** 2" x 6"
ALL030 3" x 10"
ALL031 6" x 18"
ALL032 8" x 26"
ALL034 10" x 32"



Allstar Banner ALL010

Allstar Performance banner is 30" tall x 72" wide.



Allstar Showroom Display Header ALL038




Display header provides an excellent way to display Allstar products. Precut 6" x 48" black painted aluminum header may be trimmed to desired width.

Peg Hooks

Peg hooks fit standard 1" spaced peg board. Available in 2", 4" or 6" lengths, 1/8" diameter. Package of 50.

- ALL054** 2"
ALL055 4"
ALL056 6"



Product Fix-It Tags

Clear plastic tags are used to repair or reinforce the peg hook hole of most carded and bagged product. Tags have a self-adhesive backing which provides a quick and easy option for repairing display merchandise.

- ALL020** 10-Pack
ALL020-50.... 50-Pack



Hang Tags ALL040

Place tags behind product in showroom or parts trailer to provide part number, description and price information for reordering. Package of 100.



Black Plastic Bags ALL048

18" L x 14-1/2" W. Package of 100.



Catalog Display Rack ALL042

Display Allstar catalogs next to products on counter top or as part of pegboard or slat wall display. Includes 10 Allstar Performance catalogs.



Allstar Counter Mat ALL062

18" L x 11-1/2" W.



Rodney Sanders



Austin Friedman



Part No.	Page No.	Part No.	Page No.	Part No.	Page No.	Part No.	Page No.	Part No.	Page No.	Part No.	Page No.
010	266	10122	107, 224	10203	238	10279	247, 261	10488	57	10675	248
020	266	10123	100, 228	10204	238	10280	159	10489	57	10676	248
020-50	266	10124	239	10207	238	10285	159	10490	57	10678	212, 248
029	266	10125	228	10208	238	10286	159	10510	163	10680	64, 234
030	266	10126	239	10209	238	10287	159	10512	163	10720	173, 248
031	266	10127	239	10210	238	10288	159	10513	163	10721	173, 248
032	266	10128	239	10211	159	10289	159	10516	58, 234	10722	173, 248
034	266	10130	100, 227	10214	159	10290	159	10518	58, 234	10723	173, 248
038	266	10132	100, 227	10217	158	10291	159	10526	241	10725	197, 249
040	266	10136	100, 227	10218	158	10294	159	10527	241	10726	197, 249
041	247, 262	10137	228	10219	158	10295	159	10530	241, 261	10730	173
042	266	10138	100, 227	10221	158	10298	159	10531	241, 261	10731	173
043	226	10139	100, 227	10222	158	10299	159	10532	241, 261	10741	220
047	242, 262	10140	228	10223	160	10402	220	10534	241, 261	10742	48, 220
047-40	242, 262	10141	228	10228	160	10411	220	10535	91, 228	10744	48, 220
048	266	10142	100, 227	10229	160	10412	220	10538	89, 228	10752	248
052	130, 226	10143	228	10230	241	10413	220	10540	244	10770	246, 260
054	266	10144	100, 227	10232	241	10414	220	10550	243	10772	246, 260
055	266	10145	100, 227	10233	241	10416	220	10551	243	10780	247, 261
056	266	10147	100, 227	10234	241, 258	10417	220	10555	60, 244	10781	247, 261
059	246	10148	100, 227	10235	241, 258	10418	220	10561	244	10782	247, 261
062	266	10149	100, 227	10239	241, 258	10419	220	10562	244	10783	247, 261
070	265	10150	100, 227	10240	241, 258	10422	239	10565	243	10784	247, 261
071	265	10151	100, 227	10241	241, 258	10425	239	10566	243	10785	247, 261
072	265	10152	100, 227	10242	241, 258	10426	239	10567	243	10786	247, 261
073	265	10154	100, 227	10246	159	10439	162	10570	243	10787	247, 261
074	265	10156	100, 227	10247	159	10441	162	10571	243	10788	247, 261
080	265	10157	100, 227	10248	159	10445	162	10572	243	10790	247, 261
081	265	10159	101, 164	10249	159	10452	56	10574	243	10791	247, 261
082	265	10162	100, 227	10252	163, 171	10453	56	10575	243	10792	247, 261
083	265	10163	100, 227	10254	239	10454	56	10576	243	10793	247, 261
10103	178, 245	10164	100, 227	10256	239	10455	57	10577	243	10794	247, 261
10104	178, 245	10165	100, 227	10258	160, 234	10456	57	10580	247, 261	10795	247, 261
10105	178, 245	10166	100, 227	10260	246, 260	10457	57	10582	247, 261	10796	247, 261
10106	178, 245	10171	100, 227	10265	244	10458	57	10584	247, 261	10797	247, 261
10108	241, 258	10172	100, 227	10266	244	10459	57	10586	247, 261	10798	247, 261
10110	146, 250	10174	227, 254	10267	247, 261	10460	57	10590	260	11000	225
10111	242, 262	10175	254	10268	247, 261	10464	56	10600	239	11002	225
10112	242, 262	10178	147, 250	10269	247, 261	10466	56	10605	239	11003	73, 233
10113	204, 210	10180	238	10271	247, 261	10468	56	10625	173, 239	11005	107, 233
10114	146, 250	10181	156, 163	10272	247, 261	10470	56	10644	58	11008	107, 224
10115	146, 250	10182	238	10273	247, 261	10475	162	10655	241	11010	31, 225
10116	242, 162	10184	238	10274	247, 261	10480	162	10658	198, 249	11011	31, 225
10117	185, 248	10188	238	10275	247, 261	10482	162	10660	185, 248	11015	31, 226
10119	185, 248	10192	238	10276	247, 261	10485	57	10662	185, 248	11017	35, 226
10120	107, 224	10196	238	10277	247, 261	10486	57	10672	248	11018	35, 226
10121	107, 224	10200	238	10278	247, 261	10487	57	10674	242	11019	35, 226



Part No.	Page No.	Part No.	Page No.	Part No.	Page No.	Part No.	Page No.	Part No.	Page No.	Part No.	Page No.
11020	29, 226	11116	232	12000	160, 234	12200	237	14102-48	158	14155	106, 235
11022	29, 226	11118	232	12005	59, 236	12201	237	14103	158	14156	106, 235
11023	221	11120	232	12006	59, 236	12202	237	14103-48	158	14157	106, 235
11024	221	11124	232	12008	59, 236	12203	237	14104	158	14158	106, 235
11026	29, 226	11126	232	12010	59, 236	12204	237	14104-48	158	14159	106, 235
11030	10, 220	11128	232	12011	59, 236	12210	241	14105	158	14160	235
11031	10, 220	11130	232	12012	59, 236	12211	198, 249	14105-48	158	14161	235
11036	48, 220	11132	232	12013	239	12212	198, 249	14106	158	14162	106, 235
11037	224	11134	232	12016	59, 236	12213	249	14106-48	158	14163	235
11038	224	11151	232	12017	59, 236	12214	169, 237	14110	158	14165	235
11039	224	11152	232	12024	60, 234	12215	198, 249	14111	158	14166	151, 251
11040	11, 221	11153	232	12025	60, 234	12216	164, 234	14112	158	14170	168, 231
11041	11, 221	11161	250	12026	60, 234	12219	236	14115	158	14171	177, 251
11045	221, 258	11170	189, 223	12027	60, 234	12220	59, 236	14116	107, 233	14172	230
11052	97, 229	11172	189, 223	12030	237, 251	12259	242, 262	14117	107, 233	14173	230
11056	224	11174	189, 223	12031	237, 251	12260	242, 262	14120	107, 233	14174	230
11057	224	11175	189, 223	12032	237, 251	12264	237	14122	107, 233	14175	235
11058	224	11176	223	12033	237, 251	12265	237	14123	107, 233	14176	57
11059	224	11177	223	12035	59, 237	12268	237	14124	107, 233	14177	57
11060	224	11178	230	12050	242, 262	12269	152, 251	14125	107, 233	14178	57
11061	224	11179	230	12051	242, 262	13000	161	14126	107, 233	14179	57
11062	224	11180	230	12052	242, 262	13001	161	14127	107, 233	14180	57
11063	224	11181	230	12053	242, 262	13004	161	14128	107, 233	14181	57
11064	224	11182	223	12054	242, 262	13007	161	14129	107, 233	14182	57
11065	224	11184	223	12055	242, 262	13008	26	14130	107, 233	14183	57
11066	224	11187	202	12056	242, 262	13009	26	14132	107, 233	14184	57
11067	224	11188	202	12057	242, 262	13010	26	14133	107, 233	14185	57
11068	224	11190	188, 248	12060	242, 262	13011	161	14134	107, 233	14186	57
11069	224	11195	232	12061	242, 262	13012	161	14135	107, 233	14187	57
11070	11, 220	11196	232	12064	10, 221	13014	161	14136	107, 233	14188	57
11072	11, 220	11197	232	12066	10, 221	13018	161	14137	107, 233	14189	57
11074	11, 220	11270	240	12070	97, 229	13020	161	14138	107, 233	14190	57
11075	11, 220	11271	240	12072	10, 242	13021	161	14139	107, 233	14192	48, 57
11076	11, 220	11272	240	12073	10, 242	13022	161	14140	106, 235	14193	48, 57
11078	11, 220	11273	240	12100	224	13025	161	14141	106, 235	14194	48, 57
11080	225	11300	240	12101	224	13100	160	14142	106, 235	14195	48, 57
11081	225	11301	240	12102	224	13104	160	14143	106, 235	14196	48, 57
11082	225	11302	240	12103	224	13106	160	14145	106, 235	14197	48, 57
11083	225	11303	240	12105	224	13107	160	14146	106, 235	14198	43, 158
11085	225	11305	240	12106	224	13108	160	14147	106, 235	14200	72
11086	225	11310	240	12107	224	13109	160	14148	106, 235	14201	72
11087	225	11312	240	12121	224	13115	57, 226	14149	235	14205	57
11100	232	11313	240	12122	224	14100	158	14150	106, 235	14235	236
11106	232	11350	150, 250	12123	224	14100-48	158	14151	106, 235	14236	236
11108	232	11351	150, 250	12130	224	14101	158	14152	106, 235	14237	236
11110	232	11355	150, 250	12131	224	14101-48	158	14153	106, 235	14240	235
11112	232	11360	150, 250	12132	224	14102	158	14154	106, 235	14242	235



Part No.	Page No.	Part No.	Page No.	Part No.	Page No.	Part No.	Page No.	Part No.	Page No.	Part No.	Page No.
14245	106, 235	14408	56	16013-10	117	16083-10	117	16225	116	16336	116
14246	106, 235	14409	56	16013-50	117	16084-10	117	16226	116	16338	116
14247	106, 235	14414	56	16014-10	117	16085-10	117	16228	116	16340	116
14248	106, 235	14415	56	16014-50	117	16086-10	117	16241	116	16342	116
14251	106, 235	14418	56	16015-10	117	16100-25	117	16242	116	16344	116
14252	106, 235	14419	56	16016-10	117	16101-25	117	16243	116	16346	116
14253	106, 235	14422	56	16020-10	117	16102-25	117	16244	116	16347	116
14254	106, 235	14423	56	16021-10	117	16103-25	117	16245	116	16348	116
14255	106, 235	14430	56	16022-10	117	16104-25	117	16246	116	16350	116
14261	106, 235	14431	56	16023-10	117	16110-25	117	16248	116	16402	116
14263	106, 235	14436	56	16024-10	117	16111-25	117	16250	116	16404	116
14270	235	14437	56	16025-10	117	16112-25	117	16252	116	16406	116
14272	235	14450	56	16026-10	117	16113-25	117	16254	116	16422	116
14275	235	14451	56	16030-10	117	16114-25	117	16256	116	16424	116
14276	235	14452	56	16031-10	117	16115-25	117	16258	116	16426	116
14277	235	14453	56	16032-10	117	16116-25	117	16262	116	16442	116
14280	75, 236	14454	56	16033-10	117	16120-25	117	16263	116	16446	116
14282	236	14455	56	16034-10	117	16121-25	117	16264	116	16462	116
14285	236	14456	56	16036-10	117	16122-25	117	16265	116	16464	116
14288	236	14457	56	16041-10	117	16123-25	117	16266	116	16466	116
14290	230, 254	14458	56	16042-10	117	16124-25	117	16268	116	16468	116
14292	230, 254	14459	56	16043-10	117	16125-25	117	16270	116	16470	116
14295	255	14474	56	16044-10	117	16126-25	117	16271	116	16472	116
14300	225	14475	56	16045-10	117	16130-25	117	16272	116	16474	116
14305	225	14480	52, 56	16050-10	117	16131-25	117	16273	116	16476	116
14306	225	14481	52, 56	16051-10	117	16133-25	24, 117	16281	116	16482	116
14350	152, 251	14483	52, 56	16052-10	117	16150-25	117	16282	116	16484	116
14350-10	152, 251	14485	52	16053-10	117	16151-25	117	16283	116	16486	116
14351	152, 251	14486	52	16054-10	117	16152-25	117	16284	116	16488	116
14351-10	152, 251	16000-10	117	16055-10	117	16153-25	117	16285	116	16490	116, 193
14352	152, 251	16000-50	117	16060-10	117	16154-25	117	16286	116	16492	116
14352-10	152, 251	16001-10	117	16061-10	117	16201	116	16287	116	16494	116
14355	151, 251	16001-50	117	16062-10	117	16202	116	16288	116	16518	116
14356	151, 251	16002-10	117	16063-10	117	16203	116	16289	116	16520	116
14360	75, 233	16002-50	117	16064-10	117	16204	116	16290	116	16522	116
14361	75, 233	16003-10	117	16065-10	117	16205	116	16291	116	16536	116
14365	75, 233	16003-50	117	16066-10	117	16206	116	16292	116	16538	116
14366	75, 233	16004-10	117	16070-10	117	16208	116	16293	116	16540	116
14380	107, 233	16004-50	117	16071-10	117	16210	116	16294	116	16541	116
14381	107, 233	16005-10	117	16072-10	117	16211	116	16296	116	16542	116
14383	107, 233	16006-10	117	16073-10	117	16212	116	16298	116	16546	116
14385	107, 233	16010-10	117	16074-10	117, 193	16213	116	16316	116	16550	114
14390	107, 233	16010-50	117	16075-10	117	16214	116	16318	116	16550-50	114
14391	107, 233	16011-10	117	16076-10	117	16221	116	16320	116	16552	114
14392	107, 233	16011-50	117	16080-10	117	16222	116	16321	116	16552-50	114
14395	107, 233	16012-10	117	16081-10	117	16223	116	16322	116	16553	114
14396	107, 233	16012-50	117	16082-10	117	16224	116	16324	116	16553-50	114



Part No.	Page No.	Part No.	Page No.	Part No.	Page No.	Part No.	Page No.	Part No.	Page No.	Part No.	Page No.
16554	114	17022	176	18006	104	18098	106	18190	106	18262	117, 212
16554-50	114	17024	176	18010	104	18099	106	18191	106	18263	117, 212
16555	114	17026	171, 176	18011	104	18101	104	18192	106	18264	117, 212
16555-50	114	17028	169, 176	18012	104	18103	104	18193	106	18266	117, 212
16731	115	17030	176	18013	104	18105	104	18194	106	18274	117, 212
16732	115	17032	172, 176	18014	104	18107	104	18195	106	18275	117, 212
16734	115	17034	173, 176	18015	104	18109	104	18196	106	18276	117, 212
16736	115	17036	169, 176	18016	104	18110	105	18197	106	18277	117, 212
16741	115	17038	169, 176	18020	104	18114	104	18198	106	18278	117, 212
16742	115	17048	117, 176	18021	104	18116	104	18199	106	18279	117, 212
16744	115	17120	119, 204	18022	104	18120	104	18200	106	18280	117, 212
16746	115	17121	119, 204	18023	104	18122	104	18201	106, 221	18281	117, 212
16751	115	17222	116	18030	104	18126	104	18202	106	18282	117, 212
16752	115	17223	116	18031	104	18128	104	18203	106, 221	18283	117, 212
16754	115	17285	116	18032	104	18132	104	18204	106, 221	18286	174, 212
16756	115	17286	116	18033	104	18134	104	18205	222	18287	174, 212
16762	115	17287	116	18040	104	18135	104	18206	222	18288	117, 212
16764	115	17288	116	18050	104	18136	104	18207	11, 222	18289	117, 212
16766	115	17289	116	18051	104	18137	104	18209	11, 222	18290	117, 212
16772	115	17290	116	18052	104	18138	104	18210	222	18291	117, 212
16774	115	17291	116	18053	104	18139	104	18212	222	18292	117, 212
16776	115	17486	116	18054	104	18141	104	18215	106	18293	117, 212
16902	115	17488	116	18056	104	18143	104	18216	114	18294	117, 212
16903	115	17489	116	18060	105	18145	104	18220	105, 222	18295	117, 212
16905	115	17490	116	18061	105	18147	104	18221	105, 222	18296	117, 212
16907	115	17491	116	18062	105	18149	104	18222	105, 223	18297	117, 212
16914	115	17492	116	18063	105	18151	104	18223	105, 223	18298	117, 212
16920	115	17495	116	18070	105	18153	104	18224	105, 223	18299	117, 212
16922	115	17496	116	18071	105	18156	104	18225	105, 222	18300	73, 121
16924	115	17517	116	18074	105	18158	104	18226	105, 223	18300-50	73, 121
16925	115	17518	116	18075	105	18162	104	18227	105, 223	18301	73, 121
16930	115	17519	116	18080	105	18164	104	18228	105, 223	18301-50	73, 121
16936	115	17520	116	18081	105	18168	104	18230	105, 223	18302	73, 121
16938	115	17521	116	18082	105	18170	104	18232	115	18302-50	73, 121
16940	115	17522	116	18083	105	18174	104	18234	105, 223	18303	73, 121
16941	115	17531	116	18084	105	18175	104	18250	117, 212	18303-50	73, 121
16944	115	17540	116	18085	105	18176	104	18251	117, 212	18304	73, 121
16946	115	17541	116	18086	105	18177	104	18252	117, 212	18304-50	73, 121
17000	175, 257	17542	116	18087	105	18178	104	18253	117, 212	18305	73, 121
17004	175	17549	116	18090	105	18180	104	18254	117, 212	18305-50	73, 121
17006	175	17552	116	18091	105	18181	104	18255	117, 212	18306	73, 121
17008	167, 175	18000	104	18092	105	18183	105	18256	117, 212	18306-50	73, 121
17010	175	18001	104	18093	105	18184	105	18257	117, 212	18307	73, 121
17012	175	18002	104	18094	105	18185	105	18258	117, 212	18307-50	73, 121
17016	168, 175	18003	104	18095	105	18187	105	18259	117, 212	18308	73, 121
17020	174	18004	104	18096	105	18188	105	18260	117, 212	18308-50	73, 121
17020-1	174	18005	104	18097	105	18189	105	18261	117, 212	18309	73, 121



Part No.	Page No.	Part No.	Page No.	Part No.	Page No.	Part No.	Page No.	Part No.	Page No.	Part No.	Page No.
18309-50	73, 121	18364	76, 132	18484	16, 120	18548	112, 115	18584	54, 118	18629-50	19, 113
18310	73, 121	18365	76, 132	18487	16, 120	18548-10	115	18585	118	18630	19, 113
18310-50	73, 121	18366	76, 132	18488	16, 120	18548-50	115	18586	54, 118	18630-50	19, 113
18311	73, 121	18367	76, 132	18489	16, 120	18549	48	18587	54, 118	18631	19, 113
18311-50	73, 121	18368	76, 132	18491	16, 120	18549-25	48	18588	54, 118	18631-50	19, 113
18312	73, 121	18430	17	18500	16, 120	18550	48	18589	54, 118	18632	19, 113
18312-50	73, 121	18430-25	17	18501	16, 120	18550-25	48	18590	54, 118	18632-50	19, 113
18313	73, 121	18431	17	18502	16, 120	18551	48	18592	54, 118	18633	19, 113
18313-50	73, 121	18431-25	17	18503	16, 120	18551-25	48	18594	54, 118	18633-50	19, 113
18314	73, 121	18432	17	18504	16, 120	18552	48	18595	118, 213	18634	19, 113
18314-50	73, 121	18432-25	17	18506	17, 120	18552-25	48	18596	54, 118	18634-50	19, 113
18315	73, 121	18433	17	18507	16, 120	18553	15, 114	18597	54, 118	18635	19, 113
18315-50	73, 121	18433-25	17	18508	16, 120	18553-50	15, 114	18598	54, 118	18635-50	19, 113
18317	73, 121	18434	17	18509	16, 120	18554	114	18599	54, 118	18638	113
18317-50	73, 121	18434-25	17	18510	16, 120	18554-50	114	18600	185	18639	113
18320	121, 131	18435	17	18511	16, 120	18555	114	18601	185	18640	19, 115
18321	121, 131	18435-25	17	18512	16, 120	18555-50	114	18602	185	18641	19, 115
18322	121, 131	18436	17	18513	16, 120	18556	114	18602-10	185	18645	19, 115
18323	121, 131	18436-25	17	18514	16, 120	18556-50	114	18603	185	18646	19, 115
18325	142, 253	18437	17	18515	17, 120	18557	114	18603-10	185	18647	19, 115
18326	71	18437-25	17	18516	17, 120	18557-50	114	18604	185	18650	19, 115
18327	71	18438	17	18517	17	18558	114	18604-10	185	18651	19, 115
18330	121, 135	18438-25	17	18518	17	18558-50	114	18605	185	18654	15, 114
18330-10	121, 135	18439	17	18519	17	18559	114	18605-10	185	18654-50	15, 114
18332	121, 135	18439-25	17	18520	16	18559-50	114	18606	185	18655	15, 114
18332-10	121, 135	18442	121, 249	18521	16	18560	15, 114	18606-10	185	18655-50	15, 114
18334	121, 135	18444	121	18522	17	18560-50	15, 114	18607	185	18656	114
18334-10	121, 135	18446	121	18523	17	18561	15, 114	18607-10	185	18656-50	114
18336	121, 135	18448	121	18524	16, 120	18561-50	15, 114	18608	185	18658	113
18336-10	121, 135	18452	121	18525	16, 120	18564	114	18608-10	185	18658-50	113
18338	121, 135	18454	121	18526	16, 120	18564-50	114	18610	54, 118	18659	113
18338-10	121, 135	18460	17, 120	18527	16, 120	18565	118, 213	18611	54, 118	18659-50	113
18340	121, 135	18461	17, 121	18530	20	18565-10	118, 213	18612	54, 213	18660	113
18342	121, 135	18462	17, 121	18531	20	18566	118, 213	18613	54, 213	18660-50	113
18344	121	18463	17, 121	18532	20	18566-10	118, 213	18615	54, 213	18661	113
18345	121, 135	18468	17, 121	18533	20	18567	118, 213	18617	54, 213	18661-50	113
18347	121, 135	18470	17	18534	20	18567-10	118, 213	18618	54, 213	18662	113
18349	121	18471	17	18540	20	18568	118, 213	18619	54, 213	18662-50	113
18350	121	18472	16, 120	18541	20	18568-10	118, 213	18620	102	18663	113
18351	121	18473	16, 120	18542	20	18570	54, 118	18621	102	18663-50	113
18352	121	18476	16, 120	18543	20	18571	54, 118	18622	102	18664	113
18353	121	18477	16, 120	18544	20	18572	54, 118	18623	102	18664-50	113
18354	121	18478	16, 120	18546	48	18574	54, 118	18624	102	18665	113
18355	121	18479	16, 120	18546-25	48	18576	54, 118	18626	102	18665-50	113
18360	76, 132	18480	16, 120	18547	112, 115	18578	118	18628	19, 113	18680	113
18362	76, 132	18481	16, 120	18547-10	115	18580	54, 118	18628-50	19, 113	18680-50	113
18363	76, 132	18482	16, 120	18547-50	115	18582	54, 118	18629	19, 113	18681	113



Part No.	Page No.	Part No.	Page No.	Part No.	Page No.	Part No.	Page No.	Part No.	Page No.	Part No.	Page No.
18681-50	113	18746	118, 213	18851-50	114	19077	109	19173	109	19260	108
18682	113	18760	118, 213	18852	114	19078	109	19176	109	19261	108
18682-50	113	18762	118, 213	18852-50	114	19098	108	19177	109	19262	108
18683	113	18764	118, 213	18853	114	19099	108	19178	109	19263	108
18683-50	113	18766	118, 213	18853-50	114	19100	108	19179	109	19266	108
18684	113	18785	118, 213	18854	114	19101	108	19180	109	19267	108
18684-50	113	18786	118, 213	18854-50	114	19102	108	19181	109	19268	108
18685	113	18787	118, 213	18985	110, 167	19103	108	19186	108	19269	108
18685-50	113	18790	55, 218	18985-50	110, 167	19110	108	19188	108	19270	108
18686	113	18792	55, 218	18986	110, 167	19112	108	19190	108	19271	108
18686-50	113	18800	118	18986-50	110, 167	19113	108	19192	108	19272	108
18687	113	18802	118	18990	20, 108	19114	108	19200	108	19273	108
18687-50	113	18804	118	18991	108	19115	108	19202	108	19274	108
18688	113	18806	118	18992	108	19116	108	19210	108	19275	108
18688-50	113	18808	118	18993	108	19117	108	19211	109	19276	109
18689	113	18810	118	18996	108	19118	108	19212	108	19277	109
18689-50	113	18812	118	18997	108	19128	108	19213	109	19278	109
18690	113	18814	118	18998	108	19129	108	19214	109	19279	109
18690-50	113	18816	118	18999	108	19130	108	19215	109	19280	109
18691	113	18818	118	19000	108	19131	108	19216	109	19281	109
18691-50	113	18820	118	19001	108	19132	108	19218	109	19282	109
18692	113	18822	118	19002	108	19133	108	19220	109	19283	109
18692-50	113	18824	118	19003	108	19134	108	19221	109	19284	109
18693	113	18826	118	19004	108	19135	108	19222	109	19285	109
18693-50	113	18828	118	19005	108	19136	108	19223	109	19286	109
18694	113	18830	118	19006	108	19137	108	19224	109	19287	109
18694-50	113	18832	118	19008	108	19138	108	19225	109	19288	109
18695	113	18834	118	19010	108	19139	108	19226	109	19289	109
18695-50	113	18836	118	19012	108	19140	108	19227	109	19290	109
18696	113	18838	118	19046	108	19141	108	19228	109	19291	109
18696-50	113	18840	114	19048	108	19142	108	19229	109	19292	109
18697	113	18840-50	114	19050	108	19143	108	19230	109	19293	109
18697-50	113	18841	114	19052	108	19144	108	19231	109	19294	109
18698	113	18841-50	114	19056	108	19145	108	19232	109	19295	109
18698-50	113	18845	114	19058	108	19152	109	19233	109	19296	111
18699	113	18845-50	114	19060	108	19153	109	19236	108	19298	111
18699-50	113	18846	114	19062	108	19154	109	19238	108	19300	111
18700	118, 213	18846-50	114	19064	108	19155	109	19240	108	19302	111
18702	118, 213	18847	114	19066	108	19162	109	19241	108	19310	111
18706	118, 213	18847-50	114	19068	108	19163	109	19242	108	19312	111
18708	118, 213	18848	114	19070	108	19164	109	19243	108	19320	111
18712	118, 213	18848-50	114	19071	109	19165	109	19250	108	19322	111
18714	118, 213	18849	114	19072	109	19168	109	19252	108	19330	111
18716	118, 213	18849-50	114	19073	109	19169	109	19256	108	19332	111
18740	118, 213	18850	114	19074	109	19170	109	19257	108	19336	111
18742	118, 213	18850-50	114	19075	109	19171	109	19258	108	19338	111
18744	118, 213	18851	114	19076	109	19172	109	19259	108	19340	111



Part No.	Page No.	Part No.	Page No.	Part No.	Page No.	Part No.	Page No.	Part No.	Page No.	Part No.	Page No.
19342	111	19461	112, 222	22054-12	47	22090-20	47	22127-7	46	22140-4	46
19350	111	19462	112, 222	22054-4	47	22090-4	47	22128-12	46	22140-7	46
19352	111	19463	112, 222	22054-7	47	22090-7	47	22128-20	46	22141-12	46
19360	111	19465	112, 222	22060-12	47	22093-12	47	22128-4	46	22141-7	46
19361	111	19467	112, 222	22060-20	47	22093-17	47	22128-7	46	22144-12	46
19362	111	22000-4	47	22060-4	47	22093-20	47	22129-12	46	22144-20	46
19363	111	22000-7	47	22060-7	47	22093-4	47	22129-20	46	22144-4	46
19364	111	22005-4	47	22061-12	47	22093-7	47	22129-4	46	22144-7	46
19365	111	22005-7	47	22061-20	47	22095	42	22129-7	46	22145-12	46
19366	111	22010-4	47	22061-4	47	22096	41	22130-12	46	22145-17	46
19367	111	22010-7	47	22061-7	47	22097	41	22130-4	46	22145-4	46
19380	111	22012-4	47	22062-12	47	22098	41	22130-7	46	22145-7	46
19382	111	22012-7	47	22062-19	47	22099	42	22132-12	46	22146-12	46
19384	111	22015-4	47	22062-20	47	22100	42	22132-20	46	22146-4	46
19386	111	22015-7	47	22062-4	47	22101	42	22132-4	46	22146-7	46
19390	111	22017-4	47	22062-7	47	22102	42	22132-7	46	22147-12	46
19392	111	22017-7	47	22063-12	47	22103	42	22133-12	46	22147-17	46
19394	111	22020-4	47	22063-20	47	22104	41	22133-17	46	22147-4	46
19396	111	22020-7	47	22063-4	47	22105	42	22133-20	46	22147-7	46
19400	111, 223	22022-4	47	22063-7	47	22106	42	22133-4	46	22148-12	46
19402	111, 223	22022-7	47	22064-20	47	22107	42	22133-7	46	22148-7	46
19403	111, 223	22024-4	47	22064-4	47	22108	44	22134-12	46	22150-12	14, 45
19405	111, 223	22024-7	47	22064-7	47	22109	42	22134-20	46	22150-4	14, 45
19406	111, 223	22026-4	47	22070-4	47	22110	44	22134-4	46	22150-7	14, 45
19407	111, 223	22026-7	47	22070-7	47	22111	42	22134-7	46	22151-12	14, 45
19408	111, 223	22030-4	47	22072-4	47	22112	44	22135-12	46	22151-4	14, 45
19410	9, 110	22030-7	47	22072-7	47	22113	41	22135-17	46	22151-7	14, 45
19420	112, 115	22032-4	47	22079-4	47	22114	43	22135-20	46	22152-12	14, 45
19420-10	112, 115	22032-7	47	22079-7	47	22115	43	22135-4	46	22152-4	14, 45
19420-50	112, 115	22040-12	47	22080-4	47	22116	43	22135-7	46	22152-7	14, 45
19422	112, 115	22040-4	47	22080-7	47	22117-12	46	22136-12	46	22154-12	14, 45
19422-10	112, 115	22040-7	47	22082-12	47	22117-4	46	22136-4	46	22154-4	14, 45
19422-50	112, 115	22042-12	47	22082-20	47	22117-7	46	22136-7	46	22154-7	14, 45
19430	112	22042-4	47	22082-4	47	22118	43	22137-12	46	22155-12	14, 45
19431	112	22042-7	47	22082-7	47	22119	44	22137-20	46	22155-4	14, 45
19432	112	22044-12	47	22084-12	47	22120-12	46	22137-4	46	22155-7	14, 45
19433	112	22044-20	47	22084-20	47	22120-20	46	22137-7	46	22156-12	14, 45
19434	112	22044-4	47	22084-4	47	22120-4	46	22138-12	46	22156-4	14, 45
19435	112	22044-7	47	22084-7	47	22120-7	46	22138-20	46	22156-7	14, 45
19450	112, 222	22045-4	47	22085-12	45	22124-12	46	22138-4	46	22157-12	14, 45
19452	112, 222	22045-7	47	22085-4	45	22124-20	46	22138-7	46	22157-4	14, 45
19453	112, 222	22046-20	47	22085-7	45	22124-4	46	22139-12	46	22157-7	14, 45
19454	112, 222	22046-4	47	22086-12	47	22124-7	46	22139-4	46	22158-12	14, 45
19455	112, 222	22046-7	47	22086-4	47	22127-12	46	22139-7	46	22158-4	14, 45
19456	112, 222	22050-12	47	22086-7	47	22127-17	46	22140-12	46	22158-7	14, 45
19457	112, 222	22050-4	47	22090-12	47	22127-20	46	22140-17	46	22160-12	46
19460	112, 222	22050-7	47	22090-19	47	22127-4	46	22140-20	46	22160-4	46



Part No.	Page No.	Part No.	Page No.	Part No.	Page No.	Part No.	Page No.	Part No.	Page No.	Part No.	Page No.
22160-7	46	22210	10	22256-12	14, 45	22336	36	22422	12	22554	47, 210
22163-12	46	22211	10	22256-20	14, 45	22337	36	22425	12	22555	47, 210
22163-4	46	22212	10	22256-4	14, 45	22343	36	22426	12	22558	47, 210
22163-7	46	22213	10	22256-7	14, 45	22344	36	22427	12	22559	47, 210
22164-12	46	22214	10	22257-12	14, 45	22350	37	22430	12	22600	41
22164-20	46	22215	10	22257-20	14, 45	22365	38	22431	12	22601	41
22164-4	46	22216	10	22257-4	14, 45	22366	38	22432	12	22602	41
22164-7	46	22217	10	22257-7	14, 45	22367	38	22440	12	22603	41
22169-12	46	22218	10	22258-12	14, 45	22369	38	22441	12	22604	41
22169-20	46	22219	10	22258-4	14, 45	22370	38	22442	12	22608	41
22169-4	46	22220	12	22258-7	14, 45	22371	37	22460	12	22610	41
22169-7	46	22222	12	22260	11, 65	22372	37	22461	12	22620	41
22175-12	46	22223	12	22262	11, 65	22373	37	22462	12	22621	41
22175-4	46	22224	12	22265	11, 65	22374	44, 57	22464	12	22622	41
22175-7	46	22226	12	22267	11, 65	22375	36	22465	12	22623	41
22182-12	46	22228	12	22268	11, 65	22376	37	22466	12	22628	41
22182-20	46	22231	12, 40	22270	11, 65	22377	36	22480	10	22630	41
22182-4	46	22232	12, 40	22272	11, 65	22378	39	22482	10	22640	41
22182-7	46	22233	10	22273	11, 65	22379	36	22484	10	22642	41
22183-12	46	22234	10	22276	11	22380	36	22486	10	22645	44
22183-4	46	22236	11	22277	11	22381	36	22488	10	22650	41
22183-7	46	22237	11	22280	50	22382	36	22500	47, 210	22652	44
22184-12	46	22238	11	22281	50	22383	36	22504	47, 210	22653	44
22184-4	46	22240	11	22282	50	22384	36	22508	47, 210	22654	44
22184-7	46	22242	10	22283	50	22385	36	22509	47, 210	22670	43
22190	182	22243	10	22284	50	22386	36	22512	47, 210	22960	20
22191	182	22244	10	22285	50	22387	36	22513	47, 210	22961	20
22192	50	22245	10	22286	50	22388	36	22518	47, 210	23010	38
22192-100	50	22246	12	22287	50	22389	36	22519	47, 210	23011	38
22194	50	22248	12	22290	50	22390	42	22522	47, 210	23014	38
22194-100	50	22250-12	14, 45	22291	50	22391	42	22523	47, 210	23015	39
22196	50	22250-16	14, 45	22292	50	22392	42	22526	47, 210	23016	39
22196-100	50	22250-4	14, 45	22294	50	22393	36	22527	47, 210	23017	39
22199	50	22250-7	14, 45	22300	36, 168	22394	36	22530	47, 210	23020	20, 38
22199-50	50	22251-12	14, 45	22311	40	22395	36	22531	47, 210	23021	20, 38
22200	10	22251-16	14, 45	22312	40	22396	36	22534	47, 210	23022	20
22201	10	22251-4	14, 45	22315	40	22400	12	22535	47, 210	23023	20
22202	10	22251-7	14, 45	22320	37	22401	12	22538	47, 210	23030	38
22203	10	22253-16	14, 45	90206	97	22402	12	22539	47, 210	23031	38
22204	10	22253-4	14, 45	90207	97	22405	12	22542	47, 210	23032	38
22205	10	22253-7	14, 45	90208	97	22406	12	22543	47, 210	23033	38
22206	10	22254-16	14, 45	22322	39	22407	12	22546	47, 210	23034	38
22207	10	22254-4	14, 45	22326	37	22410	12	22547	47, 210	23035	38
22208	10	22254-7	14, 45	22327	37	22411	12	22548	47, 210	23038	38
22209	10	22255-16	14, 45	22328	37	22412	12	22549	47, 210	23040	39
		22255-4	14, 45	22329	37	22420	12	22550	47, 210	23041	39
		22255-7	14, 45	22333	36	22421	12	22551	47, 210	23042	39



Part No.	Page No.	Part No.	Page No.	Part No.	Page No.	Part No.	Page No.	Part No.	Page No.	Part No.	Page No.
23043	39	23134-5	13, 45	23270	9, 18	25925	6	26029	8	26112	254
23044	39	23135	13, 45	23272	9, 18	25926	6	26030	8	26114	254
23045	39	23135-5	13, 45	23274	9, 18	25927	6	26040	139, 231	26115	230, 254
23046	39	23138	13, 45	23278	40	25940	6	26041	139, 231	26120	89, 254
23047	39	23138-5	13, 45	23280	9, 18	25941	6	26042	139, 231	26121	254
23048	39	23140	13, 45	23282	9, 18	25942	6	26043	139, 231	26125	89
23058	39	23140-5	13, 45	23284	9, 18	25943	6	26044	139, 231	26126	89
23064	40	23141	13, 45	23288	9, 18	25944	6	26045	7	26127	89
23066	12, 40	23141-5	13, 45	23291	18	25945	6	26046	7	26132	89
23067	12, 40	23142	13, 45	23292	18	25946	6	26047	7	26133	89
23068	12	23142-5	13, 45	23293	18	25947	6	26048	7	26134	89
23073	12, 40	23170	19	23297	18	25950	7	26053	7	26135	89
23075	14, 40	23171	19	23300	17	25951	7	26054	7	26137	95
23075-4	14, 40	23180	19	23301	17	25954	7	26055	7	26139	95
23080	14	23181	19	23302	17	25955	7	26056	7	26143	95
23080-4	14	23215	19	23304	17	25956	7	26057	7	26145	95
23088	15	23220	169	23305	17	25957	7	26058	7	26147	95
23088-4	15	23221	169	23306	17	25970	140	26059	140	26150	138
23100	221	23222	169	23308	21	25972	140	26060	140	26151	138
23102	10, 220	23223	169	23309	21	25973	140	26061	140	26152	133, 138
23105	13	23224	66, 164	23310	21	25975	140	26062	140	26153	133, 138
23106	13	23225	66, 164	23312	21	25977	140	26063	140	26154	132, 138
23107	13	23226	164	23314	21	25980	139	26064	140	26156	132, 138
23110	15	23228	91	23316	21	25981	139	26065	140	26157	132, 138
23112	15	23229	91	23318	21	25982	139	26066	140	26158	132, 138
23113	15	23230	9, 18	23319	21	25983	139	26067	140	26159	132, 138
23115	221	23232	9, 18	25900	6	25984	139	26068	140	26164	132, 138
23116	221	23233	9, 18	25901	6	25985	139	26069	140	26165	132, 138
23117	221	23235	9, 18	25902	6	25986	139	26080	6	26166	132, 138
23120	15	23237	9, 18	25903	6	25990	139	26081	6	26167	132, 138
23122	19	23240	21	25904	6	25991	139	26084	6	26168	132, 138
23124	13, 45	23242	21	25905	6	25992	139	26085	6	26169	132, 138
23125	20	23243	21	25906	6	25993	139	26086	6	26170	95
23125-5	20	23245	21	25907	6	25994	139	26087	6	26171	95
23126	20	23246	9, 18	25910	6	25996	139	26088	6	26172	95
23126-5	20	23247	9, 18	25911	6	25997	139	26090	6	26176	95
23127	20	23248	9, 18	25912	6	26000	8	26091	6	26177	95
23127-5	20	23249	9, 18	25913	6	26002	8	26092	6	26179	140
23128	20	23250	20	25914	6	26004	8	26094	6	26180	140
23128-5	20	23251	20	25915	6	26006	8	26095	6	26181	140
23130	13, 45	23255	20	25916	6	26009	8, 231	26097	6	26182	140
23130-5	13, 45	23256	20	25917	6	26010	8	26098	6	26183	140
23131	13, 45	23260	17	25920	6	26020	8	26099	6	26184	140
23131-5	13, 45	23266	9, 18	25921	6	26021	8	26100	8	26185	140
23132	13, 45	23267	9, 18	25922	6	26022	8	26101	8	26186	140
23132-5	13, 45	23268	9, 18	25923	6	26023	8	26104	8	26187	140
23134	13, 45	23269	9, 18	25924	6	26028	8	26106	7	26188	140



Part No.	Page No.	Part No.	Page No.	Part No.	Page No.	Part No.	Page No.	Part No.	Page No.	Part No.	Page No.
26189	140	26836	254	30043	62	30126	65	30241	70	31082	69
26190	140	26840	254	30044	63	30129	65	30242	70	31083	69
26200	231	26845	254	30045	62	30130	65	30250	71, 135	31084	69
26210	95	26900	254	30046	62	30131	65	30251	71, 135	31085	69
26211	95	26902	254	30047	62	30132	65	30252	71, 135	31090	69
26212	88, 95	26904	254	30048	62	30133	65	30253	71, 135	31092	69
26216	88	26906	254	30060	66	30134	65	30254	71, 135	31093	69
26217	88	26908	254	30061	66	30136	65	30255	71, 135	31094	69, 179
26220	7	26950	255	30062	66	30139	65	30256	71, 135	31095	69, 179
26221	7	26952	255	30063	66	30142	92	30257	71, 135	31100	68
26222	7	26960	115	30064	66	30143	92	30258	71, 135	31105	68
26224	7	26961	115	30070	67	30144	92	30260	71	31106	68
26225	7	26961-10	151	30072	67	30145	91	30300	64	31120	70
26227	96	26963	115	30074	67	30146	91	30301	64	31122	68
26228	96	26963-12	255	30076	67	30158	65	30302	64	31130	70
26230	7	27500	86	30079	67	30160	65	30304	64	31135	70
26232	96	27502	86	30085	65	30163	65	30306	64	31136	70
26234	99	27503	86	30091	67	30165	21, 168	30308	64	31137	70
26236	81	27504	86	30092	67	30166	21, 168	30310	64	31138	70
26240	89	27505	86	30093	67	30170	70	30370	70	31139	70
26241	89	30001	66	30094	67	30171	70	30371	70	31140	70
26310	139	30002	66, 234	30095	67	30172	70	30372	70	31150	70
26311	139	30003	66, 234	30096	67	30173	70	30373	70	31151	70
26313	139	30005	64	30097	67	30174	70	30375	70	31152	70
26314	139	30006	64	30099	67	30178	72, 135	31020	69	31153	70
26315	139	30007	64	30100	67	30179	72, 135	31022	69	31154	70
26316	139	30010	62	30101	67	30180	67	31024	69	31159	70
26320	95	30011	62	30102	67	30182	67	31026	69	31160	71, 81
26322	95	30012	62	30103	67	30184	67	31028	69	31170	68
26324	140	30014	62	30104	67	30186	67	31030	68	34145	95
26326	140	30016	62	30105	67	30188	67	31031	69	34146	95
26700	253	30020	62	30106	66	30190	67	31032	69	34150	98
26702	253	30021	62	30107	66	30192	67	31033	69	34152	98
26704	253	30022	62	30108	66	30200	71, 135	31034	69	34153	98
26706	253	30024	62	30109	66	30202	71, 135	31035	69	34180	98
26708	253	30026	62	30110	66	30204	71, 135	31036	69	34181	98
26800	254	30028	63, 164	30111	66	30206	71, 135	31037	69	34182	98
26801	254	30030	63, 164	30112	66	30208	71, 135	31038	69	34183	98
26805	254	30033	62	30114	66	30210	71, 135	31040	68	34200	98
26806	254	30035	62	30115	66	30212	71, 135	31050	68	34212	99
26810	254	30036	62	30116	66	30214	71, 135	31064	68, 179	34213	99
26815	254	30037	62	30120	64	30220	71, 135	31066	68, 179	34214	99
26820	254	30038	62	30121	62	30222	71, 135	31070	68	34215	99
26825	254	30039	62	30122	62	30224	71, 135	31071	68	34217	99
26830	254	30040	62	30123	62	30226	71, 135	31072	68	34218	99
26831	254	30041	62	30124	65	30228	71, 135	31073	68	34219	99
26835	254	30042	62	30125	65	30240	71	31080	69	34220	98



Part No.	Page No.	Part No.	Page No.	Part No.	Page No.	Part No.	Page No.	Part No.	Page No.	Part No.	Page No.
34230	98	36112	72	36203	96	38250	103	40193	137	40306	92, 136
34231	98	36115	72	36204	96	38251	103	40200	144	40307	92, 136
34232	98	36116	72	36205	96	40090	139, 232	40201	144	40320	136, 166
34233	98	36117	92	36208	96	40100	144, 231	40203	144	40322	136, 166
34238	81, 98	36120	180	36212	157	40102	144, 231	40208	137	40325	139, 166
34240	98	36121	180	36213	157	40104	144, 231	40210	137	40327	139, 166
34241	98	36122	180	36216	157	40107	231	40213	144	40340	132
34242	98	36123	180	36217	157	40112	157, 251	40215	144	40341	132
34243	98	36124	157, 180	38060	102	40114	144, 232	40216	137	40342	132
34244	98	36125	180	38061	102	40116	144, 232	40217	137	40343	132
34245	98	36126	180	38064	102	40117	144, 232	40218	137	40350	72, 132
34246	98	36130	180	38065	102	40118	144, 232	40219	137	40351	72, 132
34247	98	36132	180	38070	255	40119	144, 232	40220	137	40353	72, 132
34250	98	36134	157	38072	53, 255	40120	231	40222	137, 167	40354	72, 132
34251	98	36136	180	38080	102	40121	231	40227	137, 167	40356	72, 132
34252	98	36137	180	38082	102	40122	231	40228	137	40357	72, 132
34253	98	36140	92, 157	38084	102	40123	231	40229	137, 167	41005	27
34254	98	36141	92, 157	38085	101	40133	144	40230	137	41006	27
34255	98	36142	92, 157	38090	103	40134	144	40232	137	41007	27
34256	98	36145	157	38098	102	40136	144	40235	137, 167	41008	27
34257	98	36147	253	38100	102	40137	144	40238	137	41009	27
34262	98, 107	36148	157	38101	102	40160-10	132, 144	40239	137	41012	27, 125
34264	98, 107	36150	72	38102	102	40160-20	132, 144	40240	137	41013	27
34266	98	36151	72	38108	102	40160-3	132, 144	40242	137	41014	27
34272	87	36154	72	38109	102	40160-5	132, 144	40243	137	41015	27
34273	87	36155	72	38110	102	40161-10	132, 144	40244	137	41026	27
34274	87	36160	96	38112	102	40161-20	132, 144	40245	137	41027	27
34275	87	36161	96	38113	102	40161-3	132, 144	40246	137, 167	41028	27
34280	73, 136	36164	96	38114	103	40161-5	132, 144	40250	137	41031	170
34282	73, 136	36165	96	38115	103	40162-10	132, 144	40251	137	41032	170
34284	73, 136	36166	96	38116	103	40162-20	132, 144	40254	92, 136	41033	170
34285	73, 136	36167	96	38118	164	40162-3	132, 144	40255	92, 136	41040	28
34286	73, 136	36168	96	38119	164	40162-5	132, 144	40256	136	41042	28
34290	73, 136	36169	96	38120	101	40168-10	132, 144	40257	136	41043	28
34292	73, 136	36170	96	38121	101	40168-20	132, 144	40258	136	41044	28
34294	73, 136	36171	96	38122	101	40168-3	132, 144	40260	136	41045	28
34295	73, 136	36172	96	38124	101	40168-5	132, 144	40261	136	41046	28
34296	73, 136	36173	96	38126	165	40170-10	132, 144	40262	136	41048	28
36092	92, 166	36174	96	38128	164	40170-20	132, 144	40266	136	41049	28
36093	92, 166	36175	96	38130	164	40170-3	132, 144	40267	136	41050	26
36103	92, 157	36176	96	38132	101	40170-5	132, 144	40290	136	41051	26
36106	157	36177	96	38142	101	40180	132	40300	92, 136	41052	26
36107	157	36180	96	38143	101	40185	132	40301	92, 136	41053	26
36108	92	36181	96	38145	164	40186	132	40302	92, 136	41054	26
36109	92	36182	96	38150	101, 255	40190	137	40303	92, 136	41055	26
36110	157	36183	96	38152	101, 25	40191	137	40304	92, 136	41060	27
36111	157	36202	96	38200	103	40192	137	40305	92, 136	41061	27



Part No.	Page No.	Part No.	Page No.	Part No.	Page No.	Part No.	Page No.	Part No.	Page No.	Part No.	Page No.
41062	27	42083	24	42181	23	44102-100	258	44139	263	44226-24	256
41064	27	42084	24	42185	24	44102-350	258	44150	257	44228	256
42000	23	42086	22	42186	24	44103	258	44151	257	44229	256
42001	23	42087	22	44026	178, 261	44103-100	258	44152	257	44230	256
42004	23	42088	22	44027	178, 261	44103-350	258	44153	257	44231	256
42005	23	42089	22	44028	178, 261	44104	258	44165	234	44232	256
42010	23, 145	42090	22	44030	241, 263	44104-100	258	44168	177, 257	44233	256
42011	22	42091	22	44032	241, 263	44104-400	258	44170	257	44235	256
42014	23	42094	22	44034	242, 263	44106	258	44171	257	44236	256
42016	23	42095	22	44036	245, 261	44106-100	258	44175	257	44237	256
42019	25	42100	24	44037	245, 261	44106-400	258	44176	257	44238	256
42024	25	42101	24	44045	257	44107	258	44178	257	44239	256
42025	25, 125	42102	24	44046	242, 262	44108	258	44179	256	44240	256
42026	23	42103	24	44047	242, 262	44109	258	44180	245, 259	44242	177
42027	25, 125	42104	24	44048	242, 262	44110	258	44181	245, 259	44243	256
42029	25	42105	24	44053	263	44111	258	44182	245, 259	44245	256
42030	25	42108	24	44056	242, 262	44112	258	44183	245, 259	44246	256
42032	25, 125	42109	24	44057	242, 262	44113	258	44184	245, 259	44249	256
42033	25, 125	42110	23	44058	242, 262	44114	258	44185	245, 259	44250	256
42036	23	42111	23	44060	178, 263	44115	258	44186	245, 259	44253	256
42039	25	42112	26	44061	178, 263	44116	258	44187	245, 259	44265	177, 256
42040	25	42113	26	44062	178, 263	44117	258	44188	245, 259	44266	177, 256
42041	25	42116	26	44063	178, 263	44119	258	44189	245, 259	44267	257
42042	25	42117	26	44065	178, 263	44120	259	44190	257	44268	257
42043	25	42118	23	44066	178, 263	44121	259	44196	245, 259	44270	257
42045	27	42119	23	44067	178, 263	44122	259	44197	245, 259	44271	257
42046	27	42120	23	44076	242, 262	44123	259	44198	245, 259	44280	256
42052	30, 129	42128	23	44077	242, 262	44124	259	44200	259	44281	256
42053	30, 129	42129	23	44096	258	44125	259	44210	259	44282	256
42054	30, 129	42130	187	44096-100	258	44126	259	44211	259	44283	256
42056	30, 129	42133	24	44097	258	44127	259	44212	259	44285	256
42057	30, 129	42134	24	44097-100	258	44128	258	44214	259	44286	256
42058	30, 129	42135	187	44098	258	44129	259	44215	259	44287	256
42060	30, 129	42136	187	44098-100	258	44130	146	44216	259	44288	256
42061	30, 129	42137	24	44100	258	44131	146	44217	259	44289	256
42062	30, 129	42140	26	44100-100	258	44134	263	44218	259	44290	256
42070	29	42141	26	44100-400	258	44135	263	44219	259	46100-24	129
42071	29	42142	26	44101	258	44136	263	44220	247, 260	46100-36	129
42072	29	42143	26	44101-100	258	44137	263	44221	247, 260	46100-48	129
42073	29	42144	26	44101-350	258	44138	263	44222	247, 260	46101-36	129
42074	29	42150	26	44102	258			44223	247, 260	46102	129, 253
42077	29	42151	26					44224	247, 260	46110-36	129
42078	29	42152	26					44225	256	46110-48	129
42079	24	42154	26					44226	256	46110-60	129
42080	24	42155	26							46110-72	129
42081	24, 187	42160	26							46300-10	126
42082	24, 187	42180	23								



Part No.	Page No.	Part No.	Page No.	Part No.	Page No.	Part No.	Page No.	Part No.	Page No.	Part No.	Page No.
46300-108	126	46302-28	126	46312-18	128	46402-18	126	48004	169	48245	179
46300-12	126	46302-30	126	46312-21	128	46402-20	126	48006	133, 169	48246	179
46300-120	126	46302-32	126	46312-24	128	46402-21	126	48010	29	48247	179
46300-14	126	46302-36	126	46312-28	128	46402-22	126	48011	29	48250	179
46300-15	126	46302-42	126	46312-32	128	46402-24	126	48012	29	48251	179
46300-16	126	46302-48	126	46312-36	128	46402-26	126	48013	29	48252	179
46300-18	126	46302-6	126	46312-42	128	46402-28	126	48014	29	48253	179
46300-180	126	46302-60	126	46312-48	128	46402-30	126	48017	29	48260	134, 181
46300-20	126	46302-9	126	46312-60	128	46402-32	126	48018	30, 131	48261	134, 181
46300-21	126	46304-10	126	46312-9	128	46402-36	126	48019	30, 131	48262	134, 181
46300-22	126	46304-12	126	46332-24	128	46402-42	126	48020	30, 131	48270-10	133, 180
46300-24	126	46304-14	126	46332-36	128	46402-48	126	48021	30, 131	48270-15	133, 180
46300-26	126	46304-15	126	46332-48	128	46402-6	126	48022	30, 131	48270-20	133, 180
46300-28	126	46304-16	126	46340-18	128	46402-60	126	48023	30, 131	48270-3	133, 180
46300-30	126	46304-18	126	46340-44	128	46402-9	126	48025	28	48270-6	133, 180
46300-32	126	46304-20	126	46341-24	128	46404-10	126	48026	30, 131	48271	133, 180
46300-34	126	46304-21	126	46400-10	126	46404-12	126	48027	30, 131	48272	133, 180
46300-36	126	46304-22	126	46400-12	126	46404-120	126	48028	30, 131	48273	133, 180
46300-40	126	46304-24	126	46400-14	126	46404-14	126	48030	30, 131	48275-3	133, 180
46300-42	126	46304-26	126	46400-15	126	46404-15	126	48032	30, 131	48275-6	133, 180
46300-43	126	46304-28	126	46400-16	126	46404-16	126	48033	30, 131	48276	133, 180
46300-44	126	46304-30	126	46400-18	126	46404-18	126	48034	30, 131	48277	133, 180
46300-47	126	46304-32	126	46400-18	126	46404-20	126	48035	30, 131	48278	133, 180
46300-48	126	46304-36	126	46400-180	126	46404-21	126	48036	30, 131	48279	133, 180
46300-50	126	46304-42	126	46400-20	126	46404-22	126	48037	28	48300	31, 130
46300-6	126	46304-48	126	46400-21	126	46404-24	126	48038	28	48301	31, 130
46300-60	126	46304-6	126	46400-22	126	46404-26	126	48040	31, 130	48302	31, 130
46300-9	126	46304-60	126	46400-24	126	46404-28	126	48048	31, 130	48303	31, 130
46301-14	126	46310-12	128	46400-26	126	46404-30	126	48050	31, 130	48304	31, 130
46301-15	126	46310-120	128	46400-28	126	46404-32	126	48052	31, 130	48305	31, 130
46301-16	126	46310-15	128	46400-30	126	46404-36	126	48054	31, 130	48306	31, 130
46301-18	126	46310-18	128	46400-32	126	46404-42	126	48056	31, 130	48307	31, 130
46301-24	126	46310-21	128	46400-36	126	46404-48	126	48058	31, 130	48308	31, 130
46301-34	126	46310-24	128	46400-42	126	46404-6	126	48060	31, 130	48310	31, 130
46302-10	126	46310-28	128	46400-48	126	46404-60	126	48062	31, 130	48311	31, 130
46302-12	126	46310-32	128	46400-6	126	46404-9	126	48200	133, 180	48312	31, 130
46302-14	126	46310-36	128	46400-60	126	46420-18	128	48201	133, 180	48313	31, 130
46302-15	126	46310-42	128	46400-9	126	46420-24	128	48204	133, 180	48314	31, 130
46302-16	126	46310-48	128	46400-90	126	46420-30	128	48205	133, 180	48315	31, 130
46302-18	126	46310-60	128	46402-10	126	46420-36	128	48210	134, 181	48316	31, 130
46302-20	126	46310-9	128	46402-12	126	46420-48	128	48211	134, 181	48317	31, 130
46302-21	126	46312-12	128	46402-120	126	46440-18	128	48212	134, 181	48318	31, 130
46302-22	126	46312-15	128	46402-14	126	46440-21	128	48214	134, 181	48322	130
46302-24	126			46402-15	126	46440-24	128	48215	134, 181	48326	31, 130
46302-26	126			46402-16	126	48000	169	48217	134, 181	48327	130
						48002	169	48240	179	48328	130
								48242	179	48330	31



Part No.	Page No.	Part No.	Page No.	Part No.	Page No.	Part No.	Page No.	Part No.	Page No.	Part No.	Page No.
48332	31	48401	127	48444-21	127	49542	122	49616	122	49712	122
48349	127	48402	127	48444-24	127	49543	122	49620	122	49713	122
48350	127	48403	127	48444-30	127	49544	122	49621	122	49714	122
48351	127	48404	127	48444-36	127	49547	122	49622	122	49715	122
48352	127	48405	127	48465-12	127	49548	122	49623	122	49716	122
48353	127	48407	127	48465-120	127	49549	122	49624	122	49720	122
48354	127	48408	127	48465-192	127	49550	122	49625	122	49721	122
48355	127	48409	127	48465-24	127	49551	122	49626	122	49722	122
48356	127	48410	127	48465-36	127	49562	122	49630	122	49723	122
48358	127	48413	127, 167	48465-72	127	49565	122	49631	122	49724	122
48359	127	48414	127, 167	48466-12	127	49566	122	49632	122	49725	122
48360	127	48415	127, 167	48466-24	127	49567	122	49633	122	49730	122
48361	127, 167	48416	127, 167	48466-36	127	49568	122	49634	122	49731	122
48362	127, 167	48417	127, 167	48500	179	49569	122	49640	123	49732	122
48363	127, 167	48418	127, 167	48501	179	49570	122	49641	123	49733	122
48364	127, 167	48419	127, 167	48502	179	49571	122	49642	123	49734	122
48365	127, 167	48420	127, 167	48503	179	49572	122	49643	123	49735	122
48366	127, 167	48422	127, 167	48505	179	49573	122	49644	123	49736	122
48367	127	48423	127, 167	48506	179	49574	122	49645	123	49737	122
48368	127, 167	48424	127, 167	48507	179	49577	122	49646	123	49738	122
48369	127, 167	48425	127, 167	48508	179	49578	122	49650	123	49739	122
48370	127, 167	48426	127	49502	122	49579	122	49651	123	49740	122
48371	127, 167	48427	127	49505	122	49580	122	49652	123	49741	122
48372	127, 167	48430-12	127	49506	122	49581	122	49653	123	49742	122
48373	127, 167	48430-15	127	49507	122	49584	122	49670	123	49743	122
48374	127, 167	48430-18	127	49508	122	49585	122	49671	123	49744	122
48375	127, 167	48430-21	127	49509	122	49587	122	49672	123	49745	122
48376	127, 167	48430-24	127	49510	122	49588	122	49673	123	49746	122
48378	127, 167	48430-30	127	49511	122	49589	122	49674	123	49747	122
48379	127, 167	48430-36	127	49512	122	49590	122	49675	123	49748	122
48380	127, 167	48434-12	127	49513	122	49591	122	49676	123	49749	122
48381	127	48434-15	127	49514	122	49592	122	49680	123	49750	122
48382	127, 167	48434-18	127	49517	122	49596	122	49681	123	49751	122
48383	127, 167	48434-21	127	49518	122	49599	122	49682	123	49752	122
48384	127	48434-24	127	49519	122	49600	122	49683	123	49753	122
48385	127, 167	48434-30	127	49520	122	49601	122	49684	123	49754	122
48386	127, 167	48440-12	127	49521	122	49602	122	49685	123	49755	122
48387	127, 167	48440-15	127	49532	122	49603	122	49686	123	49756	122
48388	127, 167	48440-18	127	49535	122	49604	122	49700	122	49760	123
48389	127	48440-21	127	49536	122	49605	122	49701	122	49761	123
48390	127	48440-24	127	49537	122	49606	122	49702	122	49762	123
48392	127	48440-30	127	49538	122	49610	122	49703	122	49763	123
48393	127	48440-36	127	49539	122	49611	122	49704	122	49765	123
48394	127	48444-12	127	49540	122	49612	122	49705	122	49770	123
48398	127	48444-15	127	49541	122	49613	122	49706	122	49771	123
48399	127	48444-18	127			49614	122	49710	122	49772	123
48400	127					49615	122	49711	122	49773	123



Part No.	Page No.	Part No.	Page No.	Part No.	Page No.	Part No.	Page No.	Part No.	Page No.	Part No.	Page No.
49774	123	50004	32, 124	50113	31, 130	50322	123, 130	50804	132, 230	52100	180
49775	123	50010	32, 124	50114	31, 130	50323	123, 130	50805	132, 230	52102	180
49776	123	50011	32, 124	50115	31, 130	50324	123, 130	50806	132, 230	52113	172
49777	123	50018	32, 124	50116	31, 130	50330	34, 123	50807	132, 230	52114	172
49778	123	50019	32, 124	50117	31, 130	50331	34, 123	50808	132, 230	52115	172
49780	123	50020	32, 124	50118	31, 130	50332	123, 130	50810	132, 230	52116	172
49781	123	50021	32, 124	50119	31, 130	50333	123, 130	50811	132, 230	52120	43, 182
49785	123	50029	32, 124	50120	33, 125	50334	123, 130	50812	132, 230	52122	43, 182
49800	123	50030	32, 124	50121	33, 125	50732	134, 157	50813	132, 230	52124	43, 182
49801	123	50032	32, 124	50125	33, 125	50733	134, 157	50814	132, 230	52126	43, 182
49802	123	50035	32, 124	50127	33, 125	50734	134, 157	50815	132, 230	52128	182
49803	123	50036	32, 124	50129	33, 125	50735	134, 157	50816	132, 230	52130	182
49804	123	50037	32, 124	50130	33, 125	50740	96, 135	50817	132, 230	52132	43, 182
49805	123	50040	32, 124	50131	33, 125	50741	96, 135	50818	132, 230	52133	43, 182
49811	123	50060	32, 124	50132	33, 125	50742	96, 135	50820	132, 230	52140	182
49812	123	50061	32, 124	50133	33, 125	50743	96, 135	50821	132, 230	52142	182
49813	123	50062	32, 124	50135	33, 125	50744	96, 135	50822	132, 230	52144	182
49814	123	50063	32, 124	50136	33, 125	50745	96, 135	50823	132, 230	52145	182
49820	123	50066	32, 124	50137	33, 125	50750	96, 135	50824	132, 230	52146	182
49821	123	50067	32, 124	50138	32, 124	50751	96, 135	50825	132, 230	52148	182
49822	123	50068	32, 124	50139	32, 124	50752	96, 135	50826	132, 230	52170	182
49830	123	50070	32, 124	50140	130	50753	96, 135	50827	132, 230	52171	182
49831	123	50072	32, 124	50141	130	50754	96, 135	50830	132, 230	52172	182
49832	123	50076	32, 124	50142	130	50760	96, 135	50831	132, 230	52175	182
49833	123	50077	32, 124	50143	130	50761	96, 135	50832	132, 230	52176	182
49834	123	50080	32, 124	50150	33, 125	50762	96, 135	50833	132, 230	52177	182
49836	123	50082	32, 124	50180	33, 125	50763	96, 135	50834	132, 230	52178	182
49837	123	50090	34, 128	50182	32, 124	50764	96, 135	50835	132, 230	52179	182
49838	123	50091	34, 128	50183	33, 125	50765	96, 135	50836	132, 230	52300	181
49839	123	50092	34, 128	50184	32, 124	50766	96, 135	50837	132, 230	52301	181
49841	123	50093	34, 128	50185	32, 124	50770	96, 135	50855	33, 125	52302	181
49842	123	50094	34, 128	50199	32, 124	50771	96, 135	50890	133, 138	52303	181
49843	123	50095	34, 128	50200	32, 124	50772	96, 135	50892	133, 138	52304	181
49844	123	50096	34, 128	50201	123	50773	96, 135	50894	133, 138	52305	181
49845	123	50097	34, 128	50202	123	50774	96, 135	50896	133, 138	52306	181
49847	123	50098	34, 128	50203	72, 134	50775	96, 135	50900	133, 138	52307	181
49848	123	50099	34, 128	50204	72, 134	50776	96, 135	50901	133, 138	52308	181
49849	123	50100	33, 125	50209	127, 167	50780	96, 135	50902	133, 138	52309	181
49850	123	50101	33, 125	50212	127, 167	50781	96, 135	50904	133, 138	52310	181
49852	123	50102	33, 125	50213	127, 167	50782	96, 135	50905	133, 138	52312	181
49853	123	50103	33, 125	50215	127, 167	50783	96, 135	50906	133, 138	52314	181
49854	123	50104	33, 125	50250	24	50784	96, 135	50907	133, 138	52316	181
49855	123	50105	33, 125	50251	24	50785	96, 135	50910	133, 138	52320	159, 181
49857	123	50108	34, 128	50300	34, 130	50800	132, 230	50915	136	52322	159, 181
49858	123	50109	34, 128	50310	34, 130	50801	132, 230	50916	136	52345	184
50000	32, 124	50110	31, 130	50320	34, 123	50802	132, 230	50950	133, 138	52350	185
50001	32, 124	50111	31, 130	50321	34, 123	50803	132, 230	50951	133, 138	52351	185



Part No.	Page No.	Part No.	Page No.	Part No.	Page No.	Part No.	Page No.	Part No.	Page No.	Part No.	Page No.
52352	185	54166	142	54268	141	55054	174	55134	169	55967	186
54050	26, 43	54167	142	54269	141	55055	174	55135	169	55970	186
54060	26, 43	54168	142	54272	141	55056	174	55140	173	55971	186
54070	11, 43	54170	142	54273	141	55058	171	55140-10	173	55972	186
54071	11, 43	54171	142	54276	141	55060	171	55150	173	55973	186
54072	11, 43	54172	142	54277	141	55062	171	55150-10	173	55974	186
54090	143, 170	54173	142	54278	141	55070	170	55160	173	55976	187
54091	143, 170	54174	142	54279	141	55071	170	55160-10	173	55977	187
54092	143, 170	54175	142	54280	141	55072	170	55170	171	55978	187
54094	143, 170	54180	143	54282	141	55073	170	55171	171	55979	187
54095	143, 170	54181	143	54284	141	55077	175	55220	163, 255	55980	187
54098	141	54182	143	54286	141	55078	175	55224	156, 163	55981	186
54099	143	54185	140	54288	141	55080	175	55226	156, 163	55982	186
54100	143	54186	140	54290	141	55081	175	55230	158, 171	55983	186
54101	143	54193	141	54292	141	55082	175	55232	171	55988	187
54102	143	54194	141	54302	9, 18	55084	175	55900	184	55989	187
54104	143	54195	141	54304	9, 18	55085	175	55901	184	55990	186
54105	143	54196	141	55000	172	55086	175	55902	184	55991	186
54106	143, 170	54197	141	55002	172	55087	175	55903	184	55992	186
54107	143	54200	141	55004	172	55090	175	55904	184	55993	186
54108	252	54201	141	55005	172	55091	175	55908	184	55994	186
54112	252	54202	141	55010	172	55092	175	55910	184	55995	186
54113	252	54203	141	55012	172	55093	175	55911	184	55996	186
54114	252	54210	141	55014	172	55094	175	55912	184	55997	186
54115	62, 252	54211	141	55015	172	55095	175	55920	184	55998	186
54116	62, 252	54214	141	55016	172	55096	175	55921	184	55999	186
54117	62, 252	54215	141	55017	172	55097	175	55922	184	56008	190
54118	252	54218	141	55020	173	55098	175	55930	184	56009	190
54119	252	54219	141	55022	173	55099	175	55931	184	56010	190
54120	252	54222	141	55024	173	55100	168	55932-46	171	56011	190
54124	252	54223	141	55027	173	55101	168	55932-47	171	56012	190
54125	252	54224	141	55028	173	55102	168	55932-48	171	56014	190
54127	252	54225	141	55030	171	55103	168	55932-49	171	56015	190
54128	252	54226	141	55031	171	55105	168	55932-50	171	56018	190
54130	163, 252	54227	141	55032	171	55106	168	55932-51	171	56019	190
54135	165, 253	54230	141	55033	171	55107	168	55933-46	171	56020	190
54142	142, 253	54231	141	55034	172	55108	168	55933-47	171	56027	190
54145	142, 253	54234	141	55036	172	55109	168	55933-48	171	56028	190
54147	142, 253	54235	141	55038	174	55110	168	55933-49	171	56029	190
54149	142, 253	54238	141	55039	174	55111	168	55933-50	171	56030	190
54150	142, 170	54239	141	55040	174	55112	167	55960	186	56031	190
54152	142, 170	54240	141	55042	174	55125	168	55961	186	56034	190
54154	141	54241	141	55044	174	55126	168	55962	186	56035	190
54158	142	54260	141	55046	174	55130	169	55963	186	56042	190
54159	142	54261	141	55050	174	55131	169	55964	186	56044	190
54163	142	54264	141	55051	174	55132	169	55965	186	56046	190
54164	142	54265	141	55052	174	55133	169	55966	186	56047	190



Part No.	Page No.	Part No.	Page No.	Part No.	Page No.	Part No.	Page No.	Part No.	Page No.	Part No.	Page No.
56048	190	56113	52, 195	56214	185, 223	56280	185	56360	198	56472	211
56049	190	56114	52, 195	56216	185, 223	56284	185	56361	198	56512	211
56050	190	56115	52, 195	56217	185, 223	56286	185	56362	209	56513	211
56051	190	56116	52, 195	56218	185, 223	56288	185	56364	209	56514	211
56052	217	56117	196, 219	56220	185, 223	56294	192	56365	209	56515	211
56053	217	56118	52, 196	56221	194	56295	192	56366	209	56516	211
56060	219	56119	52, 196	56222	194	56296	192	56367	209	56517	211
56061	219	56120	52, 196	56223	194	56297	192	56368	209	56518	211
56062	219	56121	52, 196	56224	194	56298	192	56369	208	56519	211
56063	219	56123	53, 219	56225	189	56303	186	56370	208	56520	211
56064	219	56124	53, 219	56226	194	56304	186	56372	208	56521	211
56065	219	56126	53, 219	56227	193	56305	186	56373	208	56522	211
56066	52, 195	56127	219	56228	193	56307	186	56374	208	56523	211
56067	52, 195	56130	219	56229	193	56308	186	56375	208	56524	211
56068	52, 195	56131	219	56230	193	56309	186	56376	208	56525	211
56070	197	56132	219	56232	193	56310	183	56378	208	56572	211
56071	197	56133	219	56233	193	56311	183	56379	208	56607	211
56072	197	56134	219	56234	193	56312	183	56380	197	56608	211
56073	52, 195	56136	219	56235	193	56313	183	56381	197	56609	211
56074	196, 215	56138	219	56236	193	56314	183	56382	197	56610	211
56075	196, 215	56141	205	56238	193	56316	183	56383	197	56611	211
56077	196	56142	205	56240	193	56318	22, 187	56384	197	56612	211
56078	196	56143	205	56242	193	56319	22, 187	56385	197	56613	211
56079	196	56148	205	56244	193	56320	195	56386	197	56614	211
56080	196	56153	205	56245	218	56321	195	56387	197	56615	211
56085	196	56154	205	56247	218	56322	195	56388	197	56616	211
56086	196	56155	205	56248	218	56323	195	56389	197	56617	211
56087	196	56156	205	56250	189	56324	195	56390	208	56618	211
56088	196	56161	208	56251	189	56325	195	56391	208	56619	211
56089	196	56162	208	56252	189	56326	195	56392	208	56620	211
56090	52, 195	56164	208	56253	189	56328	195	56393	208	56621	211
56091	52, 195	56165	208	56256	189	56330	183	56394	208	56622	211
56092	52, 195	56166	208	56260	189	56331	183	56395	208	56672	211
56093	52, 195	56167	208	56261	189	56334	183	56405	211	56703	211
56094	52, 195	56186	195	56262	189	56335	183	56406	211	56704	211
56095	52, 195	56187	195	56264	189	56336	183	56407	211	56705	211
56097	196	56192	192	56265	189	56337	183	56408	211	56706	211
56098	52, 195	56194	192	56266	189	56338	183	56409	211	56707	211
56099	52, 195	56196	195	56267	189	56341	183	56410	211	56708	211
56100	197	56197	195	56270	189	56344	183	56411	211	56709	211
56103	197	56198	192	56271	189	56345	183	56412	211	56710	211
56106	52, 195	56199	192	56272	189	56347	183	56413	211	56711	211
56107	52, 195	56204	185, 223	56273	189	56354	183	56414	211	56712	211
56109	52, 195	56206	185, 223	56274	189	56355	183	56415	211	56713	211
56110	117, 212	56208	185, 223	56275	189	56356	183	56416	211	56714	211
56111	52, 195	56210	185, 223	56276	189	56357	183	56417	211	56715	211
56112	52, 195	56212	185, 223	56278	185	56358	183	56418	211	56716	211



Part No.	Page No.	Part No.	Page No.	Part No.	Page No.	Part No.	Page No.	Part No.	Page No.	Part No.	Page No.
56717	211	56806-225	174, 211	56825	191	57052	210	57178	184, 210	57361	210
56718	211	56806-23	174, 211	56826	191	57054	210	57180	184, 210	57362	210
56719	211	56806-235	174, 211	56827	191	57056	210	57182	184, 210	57363	210
56720	211	56806-24	174, 211	56830	191	57058	210	57184	184, 210	57364	210
56721	211	56806-245	174, 211	56831	191	57060	210	57186	210	57365	210
56722	211	56807-10	211	56832	191	57062	210	57188	174, 210	57366	210
56723	211	56807-11	211	56840	191	57064	210	57190	174, 210	57367	210
56724	211	56807-12	211	56841	191	57066	210	57192	210	57368	210
56725	211	56807-125	211	56842	191	57068	210	57254	210	57370	210
56726	211	56807-13	211	56845	191	57070	210	57256	210	57372	210
56727	211	56807-135	211	56846	191	57072	210	57258	210	57374	210
56728	211	56807-14	211	56850	191	57074	210	57260	210	57376	210
56729	211	56807-145	211	56851	191	57076	210	57262	210	57378	210
56730	211	56807-15	211	56852	191	57078	210	57264	210	57380	210
56732	211	56807-16	211	56871	191	57080	210	57266	210	57382	210
56734	211	56807-17	211	56872	191	57082	210	57268	210	57384	210
56736	211	56807-18	174, 211	56875	191	57084	210	57270	210	57444	210
56738	211	56807-185	174, 211	56876	191	57086	210	57272	210	57446	210
56740	211	56807-19	174, 211	56878	191	57088	210	57274	210	57448	210
56742	211	56807-195	174, 211	56879	191	57090	210	57276	210	57450	210
56744	211	56807-20	174, 211	56880	191	57092	210	57278	210	57452	210
56772	211	56807-205	174, 211	56881	191	57094	210	57280	210	57454	210
56806-10	211	56807-21	174, 211	56882	191	57096	210	57282	210	57456	210
56806-11	211	56807-215	174, 211	56885	191	57098	210	57284	210	57458	210
56806-12	211	56807-22	174, 211	56886	191	57099	210	57286	210	57460	210
56806-125	211	56807-225	174, 211	56890	191	57152	210	57288	210	57462	210
56806-13	211	56807-23	174, 211	56892	191	57153	210	57290	210	57464	210
56806-135	211	56807-235	174, 211	57008	184, 210	57154	210	57292	210	57466	210
56806-14	211	56807-24	174, 211	57010	184, 210	57155	210	57294	210	57468	210
56806-145	211	56807-245	174, 211	57012	184, 210	57156	210	57302	184	57470	210
56806-15	211	56810	191	57013	184, 210	57157	210	57304	184	57472	210
56806-16	211	56811	191	57014	184, 210	57158	210	57306	184	57474	210
56806-17	211	56812	191	57015	184, 210	57159	210	57334	183	57476	210
56806-18	174, 211	56815	191	57016	184, 210	57160	184, 210	57335	183	57478	210
56806-185	174, 211	56816	191	57017	184, 210	57162	184, 210	57336	183	57480	210
56806-19	174, 211	56820	191	57018	184, 210	57164	184, 210	57337	183	57482	210
56806-195	174, 211	56821	191	57019	184, 210	57166	184, 210	57338	183	57484	210
56806-20	174, 211	56822	191	57020	184, 210	57167	184, 210	57344	210	57800	194
56806-205	174, 211			57021	184, 210	57168	184, 210	57346	210	57801	194
56806-21	174, 211			57022	184, 210	57169	184, 210	57348	210	57802	194
56806-215	174, 211			57024	184, 210	57170	184, 210	57350	210	57803	194
56806-22	174, 211			57026	184, 210	57171	184, 210	57352	210	57804	194
				57028	184, 210	57172	184, 210	57354	210	57805	194
				57040-10	184	57173	184, 210	57356	210	57810	194
				57040-11	184	57174	184, 210	57358	210	57811	194
				57040-15	184	57175	184, 210	57359	210	57812	194
				57040-16	184	57176	184, 210	57360	210	57813	194



Part No.	Page No.	Part No.	Page No.	Part No.	Page No.	Part No.	Page No.	Part No.	Page No.	Part No.	Page No.
57814	194	57962	192	58078	119, 212	60034	53, 219	60087	15, 49	60166	56, 207
57820	55, 218	57964	192	58079	119, 212	60035	53, 219	60089	54, 204	60167	54, 205
57822	55, 218	57966	192	58080	119, 212	60036	219	60090	49	60170	206
57824	55, 218	57968	192	58082	119, 212	60037	219	60091	49	60176	207
57826	55, 218	57970	192	58083	119, 212	60038	219	60092	49, 125	60178	207
57830	192	57972	192	58084	119, 212	60039	98	60093	34, 128	60180	207
57831	192	57974	192	58085	119, 212	60040	98	60094	197	60181	207
57832	192	57976	192	58086	119, 212	60041	15, 49	60095	197	60182	205
57833	192	57980	192	58088	119, 212	60042	54, 217	60096	201	60183	205
57902	192	57982	192	58089	119, 212	60043	54, 217	60097	201	60185	53, 207
57903	192	57984	192	58098	119, 212	60044	54, 217	60098	201	60186	54, 217
57904	192	57985	192	58099	119, 212	60045	54, 217	60099	201	60187	217
57905	192	57986	192	58112	119, 212	60046	54, 217	60100	51, 203	60187-10	217
57906	192	57990	192	60000	49	60048	54, 217	60101	51, 203	60188	54, 217
57907	192	57992	192	60001	49	60050	55, 218	60103	51, 203	60189	217
57908	192	57994	192	60002	49	60051	55, 218	60104	51, 203	60189-10	217
57909	192	57995	192	60003	49	60052	55, 218	60106	51, 203	60190	52, 193
57910	192	57996	192	60004	49	60053	55, 218	60107	51, 203	60192	217
57911	192	58001	212	60005	16, 49	60054	55, 218	60108	119, 204	60193	217
57912	192	58002	212	60006	16, 49	60055	219	60110	216	60194	217
57913	192	58004	119, 212	60007	49	60056	219	60111	216	60195	217
57914	192	58005	119, 212	60008	49	60058	55, 218	60112	51, 203	60196	217
57916	192	58006	119, 212	60009	49	60059	55, 218	60113	51, 203	60197	217
57922	192	58008	119, 212	60010	49	60060	57, 144	60114	51, 203	60198	217
57924	192	58010	119, 212	60011	49	60061	57, 144	60115	51, 203	60200	193
57926	192	58012	119, 212	60012	49	60062	57, 144	60126	216	60201	193
57928	192	58013	119, 212	60013	49	60063	57, 144	60134	216	60203	193
57930	192	58014	119, 212	60014	15, 49	60064	50, 82	60135	216	60204	193
57932	192	58015	119, 212	60015	15, 49	60065	55, 207	60136	216	60205	193
57934	192	58016	119, 212	60016	15, 49	60066	55, 207	60138	216	60206	193
57936	192	58018	119, 212	60017	15, 49	60067	16, 49	60140	216	60207	193
57940	192	58020	119, 212	60018	49	60068	49	60141	216	60208	193
57941	192	58022	119, 212	60019	49	60072	49	60144	215	60209	193
57942	192	58034	119, 212	60020	49	60073	51, 204	60145	215	60210	193
57943	192	58035	119, 212	60021	49	60074	238	60146	215	60215	53
57944	192	58036	119, 212	60022	49	60075	53, 238	60147	215	60218	214
57945	192	58038	119, 212	60023	50	60076	49	60148	207	60220	51, 204
57946	192	58040	119, 212	60024	15, 49	60077	52, 193	60149	208	60221	51, 204
57947	192	58042	119, 212	60025	52, 193	60078	193	60150	207	60222	51, 204
57948	192	58058	119, 212	60026	55	60079	54, 204	60156	207	60225	51, 204
57949	192	58059	119, 212	60027	15, 49	60080	52, 193	60157	56, 207	60230	50, 204
57950	192	58060	119, 212	60028	43, 182	60081	52, 193	60158	207	60232	205
57951	192	58062	119, 212	60029	49, 125	60082	52, 193	60159	208	60233	205
57952	192	58068	119, 212	60030	49, 125	60083	52, 193	60160	56, 207	60238	206
57953	192	58069	119, 212	60031	44	60084	52, 193	60162	54, 205	60239	206
57954	192	58070	119, 212	60032	44	60085	44	60163	54, 205	60240	205
57956	192	58072	119, 212	60033	44	60086	15, 49	60165	54, 205	60243	205



Part No.	Page No.	Part No.	Page No.	Part No.	Page No.	Part No.	Page No.	Part No.	Page No.	Part No.	Page No.
60244	205	64145	201	64215	199	64329	199	64400	200	66115	149, 250
60245	205	64146	201	64216	199	64330	199	64402	200	66120	154
60247	206	64147	201	64218	199	64331	199	64404	200	66121	154
60270	206	64149	201	64220	202	64332	199	64410	200	66265	149
60272	206	64151	201	64222	202	64333	199	64410-25	200	66266	149
60273	206	64154	201	64230	202	64334	199	64412	200	66275	149
60274	206	64157	201	64232	202	64335	199	64412-25	200	66276	149
60275	206	64158	201	64234	202	64336	199	64414	200	66280	149
60280	206	64160	201	64255	198, 249	64337	199	64414-25	200	66281	149
60282	206	64161	201	64260	198, 249	64338	199	64416	200	66285	149
60285	206	64162	201	64264	198, 249	64339	199	64416-25	200	66286	149
60286	206	64163	201	64267	198, 249	64340	199	64418	200	66290	149
60287	206	64164	201	64269	201	64341	199	64418-25	200	66291	149
60300	119, 204	64165	201	64270	201	64344	199	64420	200	66295	149
60301	119, 204	64167	201	64271	201	64345	199	64420-10	200	66296	149
60302	119, 204	64169	201	64272	201	64346	199	64422	200	66300	149
60304	119, 204	64170	201	64273	201	64348	200	64422-10	200	66301	149
60306	119, 204	64171	201	64274	199	64349	200	64424	200	66305	149
60308	119, 204	64172	201	64275	199	64350	200	64424-10	200	66306	149
60310	119, 204	64173	201	64276	199	64352	200	64440	200	66310	149
60312	119, 204	64174	201	64277	199	64353	200	64442	200	66311	149
60314	119, 204	64175	201	64280	118, 213	64354	200	64444	200	66315	149
60318	119, 204	64177	201	64280-10	118, 213	64356	200	64450	200	66316	149
60320	119, 204	64178	201	64280-25	203, 213	64357	200	64450-25	200	66320	149
60322	119, 204	64180	201	64282	118, 213	64358	200	64452	200	66321	149
60324	119, 204	64182	201	64282-10	118, 213	64360	199	64452-25	200	66325	149
60335	119, 204	64183	201	64282-25	203, 213	64364	199	64454	200	66326	149
60336	119, 204	64184	201	64283	118, 213	64365	199	64454-25	200	66330	149
60350	82	64185	201	64283-10	118, 213	64366	199	64456	200	66331	149
60352	82	64186	201	64283-25	203, 213	64367	199	64456-25	200	66335	149
60353	82	64195	201	64284	118, 213	64368	199	64458	200	66336	149
60360	50, 84	64196	201	64284-10	118, 213	64369	199	64458-25	200	66340	149
60361	50, 84	64197	201	64284-25	203, 213	64370	199	64460	200	66341	149
60404	214	64198	202	64300	215	64371	199	64460-10	200	66345	149
60406	214	64200	202	64302	215	64372	199	64462	200	66346	149
60410	216	64201	202	64304	215	64373	199	64462-10	200	66350	149
60500	56	64202	173, 202	64305	215	64374	199	64464	200	66351	149
60510	219	64203	173, 202	64312	215	64375	199	64464-10	200	66355	149
60511	219	64204	202	64314	215	64376	199	64500	173, 200	66356	149
60512	219	64205	202	64315	214	64377	199	64501	173, 200	66360	149
60513	219	64206	202	64320	199	64378	199	64502	173, 200	66361	149
60514	219	64207	202	64323	199	64379	199	64505	200	66365	149
60515	219	64208	202	64324	199	64380	199	64510	200	66366	149
64130	201	64209	202	64325	199	64381	199	64511	200	66370	149
64136	201	64210	202	64326	199	64384	199	64512	200	66371	149
64141	201	64212	202	64327	199	64385	199	64514	200	66376	149
64143	201	64214	202	64328	199	64386	199	66100	149	66396	149



Part No.	Page No.	Part No.	Page No.	Part No.	Page No.	Part No.	Page No.	Part No.	Page No.	Part No.	Page No.
67286	149	68216	150	68332	215	68613	152	69022	156	70018	153
67291	149	68218	150	68333	215	68615	152	69023	156	70020	153
67301	149	68220	150	68336	214	68616	152	69024	156	70022	153
67306	149	68222	150	68337	214	68618	152	69025	155	70024	153
67311	149	68224	150	68338	215	68619	152	69030	155	70026	153
67316	149	68226	150	68339	215	68621	152	69031	155	70028	153
67321	149	68228	150	68340	195	68622	152	69032	155	70030	153
67326	149	68230	150	68341	195	68631	152	69034	155	70032	153
67331	149	68231	150	68342	195	68633	152	69035	155	70034	153
67336	149	68232	150	68344	219	68634	152	69036	155	70036	153
67500	148	68234	150	68346	151	68637	152	69037	155	70038	153
67501	148	68235	150	68347	151	68639	152	69040	156, 255	70040	153
67502	148	68240	150	68370	147, 250	68700	147	69042	156, 255	70042	153
67503	148	68244	150	68372	155, 250	68702	147	69043	156, 255	70044	153
68060	154	68246	150	68375	155	68703	147	69044	156, 255	70100	153
68062	154	68248	150	68376	155	68704	147	69045	156, 255	70110	153
68063	154	68252	150	68377	155	68706	147	69046	156, 255	70112	153
68064	154	68256	150	68380	155	68708	147	69047	156, 255	70113	153
68066	154	68258	150	68382	155	68709	147	69048	156, 255	70114	153
68067	154	68260	150	68384	155	68710	147	69100	253	70115	153
68070	154	68264	150	68385	155	68711	147	69101	253	70116	153
68072	154	68266	150	68386	155	68756	148	69102	253	70117	153
68074	154	68268	150	68387	155	68757	148	69104	253	70118	153
68114	154	68270	150	68388	155	68758	148	69107	253	70120	153
68115	154	68272	150	68396	155	68759	148	69108	253	70122	153
68120	154	68274	150	68509	152	68806	145	69110	253	70124	153
68121	154	68276	150	68510	152	68807	145	69111	253	70126	153
68122	154	68278	150	68511	152	68820	147	69112	253	70128	153
68160	154	68280	150	68512	152	68822	147	69113	253	72040	154
68161	154	68300	150	68513	152	68824	147	69114	253	72042	24, 148
68162	154	68302	150	68515	152	68830	147	69115	253	72043	148
68163	154	68304	150	68518	152	68832	147	69116	253	72044	154
68164	154	68308	148	68519	152	68834	147	69117	253	72045	154
68165	154	68309	148	68521	152	69000	53, 156	69118	253	72050	151, 177
68166	154	68313	214	68531	152	69002	53, 156	69119	253	72050-10	151, 177
68167	154	68314	214	68532	152	69004	53, 156	69120	253	72052	151, 177
68168	154	68315	214	68533	152	69006	53, 156	69121	253	72052-10	151, 177
68200	150	68316	214	68534	152	69010	163, 254	69124	253	72054	151
68201	150	68317	214	68537	152	69011	89, 163	69126	253	72056	151
68202	150	68318	214	68538	152	69013	89, 163	69127	253	72058	151
68203	150	68320	151, 215	68539	152	69014	155	69128	253	72059	151
68204	150	68322	151, 215	68540	152	69015	155	69129	253	72060	151, 177
68206	150	68324	215	68541	152	69016	155	69130	253	72061	151
68208	150	68325	214	68542	152	69017	155	70010	153	72074	151
68210	150	68326	34, 215	68543	152	69018	155	70012	153	72075	151
68212	150	68327	215	68610	152	69019	156	70014	153	72078	207
68213	150	68330	53, 147	68611	152	69020	156	70016	153	72099	149



Part No.	Page No.	Part No.	Page No.	Part No.	Page No.	Part No.	Page No.	Part No.	Page No.	Part No.	Page No.
72100	149	72231	145	76004	75	76056	75	76119	79	76224	75
72101	149	72245	145	76005	75	76057	75	76120	79	76231	74
72102	149	72246	145	76006	75	76058	75	76122	79	76232	74
72103	149	72247	145	76007	75	76060	75	76128	79	76233	74
72104	149	72255	145	76008	75	76061	75	76129	79	76234	74
72105	149	72256	145	76010	75	76062	75	76131	79, 82	76235	74
72108	149	72260	145	76011	75	76063	75	76132	79	76250	28, 77
72114	146	72270	22, 145	76012	75	76064	75	76133	79, 82	76251	28, 77
72115	146	72274	22, 145	76013	75	76065	75	76135	79, 233	76252	28, 77
72120	146	72275	22, 145	76014	75	76066	75	76137	79	76253	28, 77
72121	146	72277	22, 145	76015	75	76067	75	76138	79	76255	28, 77
72122	146	72278	22, 145	76016	75	76068	75	76139	82	76260	74
72123	146	72290	145	76017	75	76070	75	76140	82	76262	74
72124	146	72291	145	76018	75	76071	75	76141	82	76264	74, 233
72125	146	72292	145	76020	75	76072	75	76142	79	76265	74
72126	22, 146	72293	145	76021	75	76073	75	76146	77	76266	74
72128	22, 146	72294	145	76022	75	76074	75	76147	50, 79	76267	74
72130	146	72300	145	76023	75	76075	75	76150	79	76268	74
72140	151	72301	145	76024	75	76076	75	76152	79	76269	74
72141	149	72302	145	76025	75	76077	75	76153	79	76270	74
72142	149	72303	145	76026	75	76078	75	76154	79	76272	74
72143	155	72305	146, 187	76027	75	76080	75	76160	76	76273	74
72144	155	72306	146, 187	76028	75	76081	75	76162	76	76274	74
72145	155	72308	146, 187	76030	75	76082	75	76163	76	76275	74
72146	155	72309	146, 187	76031	75	76083	75	76164	76	76276	74
72147	155	72310	145	76032	75	76084	75	76165	76	76277	74
72148	155	72311	145	76033	75	76085	75	76166	76	76280	74
72150	156, 255	72313	145	76034	75	76086	75	76167	76	76281	74
72152	156, 255	72314	145	76035	75	76087	75	76170	77	76282	74
72155	155	72315	148	76036	75	76088	75	76172	77	76283	74
72156	155	72316	148	76037	75	76090	77	76180	77	76284	74
72160	22, 156	72317	148	76038	75	76091	77	76186	77	76288	74
72161	22, 156	72318	24, 148	76040	75	76099	78	76188	77	76289	74
72164	22, 156	72319	24, 148	76041	75	76100	50, 78	76197	139	76290	74
72165	22, 156	72320	146	76042	75	76101	50, 78	76198	139	76291	74
72173	146	72322	146	76043	75	76102	50, 78	76201	81	76292	74
72176	146	72323	146	76044	75	76103	50, 78	76202	81	76293	74
72177	146	72324	146	76045	75	76105	50, 78	76203	81	76294	74
72200	145	72325	146	76046	75	76107	78	76205	229	76295	74
72202	145	72330	214	76047	75	76110	78	76206	82, 229	76296	74
72210	145	72332	214	76048	75	76111	78	76208	81	76297	74
72212	145	72336	174	76050	75	76112	78	76209	81	76298	74
72215	145	72338	174	76051	75	76114	78	76212	77	76299	74
72216	145	76000	75	76052	75	76115	78	76215	76, 233	76300	82
72217	145	76001	75	76053	75	76116	79	76216	74	76301	82
72225	145	76002	75	76054	75	76117	79	76220	75, 233	76302	82
72230	145	76003	75	76055	75	76118	79	76221	74, 233	76310	82



Part No.	Page No.	Part No.	Page No.	Part No.	Page No.	Part No.	Page No.	Part No.	Page No.	Part No.	Page No.
76311	82	76506	73	78105-4	60	80086	262	80210	138	81229	85
76312	82	76510	73	78107	60	80090	83	80214	138	81230	85
76320	82	76511	73	78108	35, 60	80091	83	80216	138	81232	85
76321	82	76512	73	78110	60	80092	83	80218	138	81234	85
76322	82	76513	73	78111	60	80093	83	80220	138	81240	85
76323	82	76514	73	78115	35, 60	80095	83	80222	138	81242	85
76324	82	76515	73	78116	35, 60	80096	83	80224	138	81244	85
76325	82	76516	73	78117	35, 60	80097	83	80226	138	81246	85
76328-12	78	76540	73	78118	35, 60	80098	83	80250	72, 83	81248	85
76328-18	78	76541	73	78120	61	80099	83	80500	82	81250	85
76328-24	78	76542	73	78122	61	80110	83	80501	82	81252	85
76328-6	78	76543	73	78123	61	80113	83	80505	82	81254	85
76328-9	78	76544	73	78124	61	80120	83	80515	81	81255	85
76330-12	78	76545	73	78125	61	80123	83	80516	81	81300	86
76330-18	78	76546	73	78126	61	80129	80	80520	81	81308	86
76330-24	78	76550	73	78127	61	80138	84	80521	81	81309	86
76330-6	78	76551	73	78128	61	80140	84	80522	81	81310	86
76330-9	78	76552	73	78129	61	80141	84	80523	81	81311	86
76341-10	78	76553	73	78130	61	80142	84	80524	81	81315	86
76341-15	78	76554	73	78131	61	80146	84	80525	81	81324	88
76341-20	78	76555	73	78132	61	80150	84	80526	81	81326	88
76341-25	78	76556	73	78133	61	80152	80	80527	81	81330	88
76341-35	78	76560	73	78134	61	80153	80	80530	81	81332	83
76341-40	78	76561	73	78135	61	80154	80	80532	81	81340	87
76400	162	76562	73	78136	61	80155	80	81200	86	81341	87
76401	162	76563	73	78137	61	80156	80	81202	86	81345	87
76404	162	76565	73	78138	61	80157	80	81204	86	81350	87
76405	162	76566	73	78139	61	80158	80	81205	86	81360	87
76406	162	76567	73	78200	59	80159	80	81206	86	81361	87
76407	162	76568	73	78201	59	80160	84	81207	86	81365	87
76409	162	76570	73	78202	59	80162	84	81208	86	81366	87
76415	91, 166	76571	73	78203	59	80164	84	81210	86	81370	87
76416	91, 166	76572	73	78205	59	80165	84	81211	86	81371	87
76420	65, 91	76575	73	78211	58	80167	84	81212	86	81380	87
76422	91, 166	76576	73	78213	58	80168	84	81213	86	81381	87
76424	91, 166	76577	73	78220	61, 99	80170	29	81214	74, 86	81382-12	87
76428	139	76600	73	78222	8, 58	80172	29	81215	74, 86	81382-18	87
76430	82	76602	73	78230	21, 58	80175	84	81216	85	81382-24	87
76432	82	76604	73	78232	21, 58	80176	84	81218	85	81382-36	87
76434	82	76610	73	78234	21, 58	80177	84	81220	85	81382-42	87
76436	82	76612	73	78236	58, 247	80180	84	81221	85	81400	88
76500	73	76614	73	78240	145	80181	84	81222	85	81401	88
76501	73	76616	73	78241	145	80200	138	81224	85	81402	88
76502	73	76618	73	78242	145	80202	138	81225	85	81403	88
76503	73	78100	61	78246	61, 250	80204	138	81226	85	86120	69, 179
76504	73	78101	60	78250	153	80206	138	81227	85	86121	69, 179
76505	73	78105	60	80085	262	80208	138	81228	85	86122	69, 179



Part No.	Page No.	Part No.	Page No.	Part No.	Page No.	Part No.	Page No.	Part No.	Page No.	Part No.	Page No.
86123	69, 179	87260	98	90050	94	96401	97, 229	99020	197	99112	206
86124	69, 179	87262	98	90052	94	96402	97, 229	99021	161	99116	29
86125	69, 179	87264	98	90053	94	96403	97, 229	99022	161	99117	29
86127	69	87266	98	90054	94	96410	153, 225	99023	161	99127	260
86128	69	87268	98	90055	94	96411	153, 225	99027	67	99134	245
86129	69	87280	93	90060	94	96414	153, 225	99028	144	99136	70
86130	69	87282	93	90065	92	96415	153, 225	99029	144	99140	223
86132	69	90000	94, 165	90067	91	96416	153, 225	99030	72, 135	99141	223
86134	69	90001	94, 165	90068	91	96420	229	99043	89, 163	99142	223
86136	69	90002	94, 165	90070	91	96421	229	99044	262	99143	223
86138	69	90003	94, 165	90071	91	96424	230	99045	80	99145	83
87000	97	90004	94, 165	90072	91	96426	230, 254	99050	205	99146	84
87002	97	90005	94, 165	90073	91	96440	174, 225	99052	52, 195	99147	83
87004	97	90007	94, 165	90075	90, 134	96470	94, 228	99055	53, 219	99150	263
87005	97	90008	93	90076	90, 134	96475	89, 228	99056	83	99150-100	263
87006	97	90009	93	90080	94, 165	96478	228	99057	83	99151	263
87010	97	90010	93, 165	90081	94, 165	96480	228	99058	83	99151-100	263
87020	97	90014	93	90085	94, 165	96481	228	99059	83	99158	223
87024	97	90015	93	90086	94, 165	96482	228	99062	83	99159	223
87026	97	90016	93	90087	94, 165	96483	228	99063	83	99160	158
87028	97	90017	93	90088	94, 165	96484	228	99064	83	99161	158
87030	94	90018	93	90089	94, 165	96485	228	99065	83	99162	158
87032	94	90019	93	90090	93	96490	229	99066	84	99163	158
87034	94	90020	94	90100	94, 165	96505	87, 229	99068	84	99165	257
87040	89	90021	94	90106	92	96506	87, 229	99069	84	99173	15, 221
87200	99, 140	90022	94	90107	92	96510	87, 229	99070	158	99175	50, 78
87202	99, 140	90023	94	90230	97	96515	86, 229	99071	158	99176	50, 78
87204	99, 140	90024	94	90235	97	96516	86, 229	99084	183	99177	50, 78
87206	99, 140	90025	94	90240	97	96520	230	99085	183	99178	208
87207	7, 99	90026	94	90241	97	96525	228	99086	183	99179	208
87210	95	90027	94	90242	97	98100	160	99087	183	99230	42
87212	95	90028	93	90244	97	98110	160	99088	183	99231	42
87214	95	90029	93	90250	97	98111	160	99092	189	99250	194
87215	95	90030	94	92000	90, 134	98112	160	99093	189	99255	11, 222
87216	95	90031	94	92001	90, 134	98113	160	99094	189	99256	11, 222
87220	99	90034	94	92003	90, 134	98115	160	99096	189	99282	55, 218
87230	68, 99	90035	94	92004	90, 134	98116	160	99097	189	99283	55, 218
87230-10	99	90036	94	92005	90, 134	98117	160	99098	189	99284	55, 218
87231	99	90037	94	92006	90, 134	98118	160	99100	51, 203	99285	253
87231-10	99	90039	90, 134	92020	90, 134	98120	160	99101	51, 203	99287	179
87236	99	90040	90, 134	92022	90	98121	160	99102	107, 224	99288	179
87236-10	99	90041	90, 134	92025	90	98125	172	99104	178, 244	99295	201
87238	99	90042	90, 134	92027	90	98130	160	99105	260	99296	201
87238-10	99	90043	90, 134	92040	89	99010	208	99106	260	99300	246, 260
87240	99	90044	90, 134	92041	89	99013	15, 221	99107	260	99301	246, 260
87250	99	90045	90, 134	92043	89	99014	15, 221	99108	178, 244		
87250-10	99	90048	90, 134	96400	97, 229	99015	252	99109	244		



Part No.	Page No.	Part No.	Page No.	Part No.	Page No.	Part No.	Page No.	Part No.	Page No.	Part No.	Page No.
99302	246, 260	99331	214	99415	68	99477	197	99903X	264	999075	264
99303	246, 260	99332	214	99420	177, 256	99490	243	99904	264	99907X	264
99304	246, 260	99334	214	99430	136	99902	264	99904M	264	99940	234, 265
99305	246, 260	99338	256	99433	24	99902M	264	99904S	264	99941	234, 265
99306	246, 260	99347	89, 163	99435	35, 226	99902S	264	99904X	264	99942	234, 265
99307	246, 260	99388	141	99466	41	99902X	264	99906	264	99951	264
99312	72, 135	99390	93	99470	197	99902XX	264	99906M	264	99953	264
99314	119, 212	99392	246, 260	99471	197	99902XXX	264	99906S	264	99957	264
99315	119, 212	99393	246, 260	99472	197	99902Y	264	99906X	264	99959	264
99320	55, 218	99394	246, 260	99473	197	99902YM	264	99906XX	264	99960	265
99321	55, 218	99400	218	99474	197	99903	264	99906XXX	264	99962	59, 246
99328	10, 220	99401	218	99475	197	99903M	264	99907	264	99965	265
99330	214	99402	218	99476	197	99903S	264	99907M	264	99968	265



A

Absorbent	
Mats/Pads.....	154
Powder.....	59
Access Panels.....	21
Accessory Clamps.....	57
Air	
Hose.....	241
Jacks.....	240
Pans.....	8
Regulators.....	240
Rivet Guns.....	222
Tanks.....	241, 261
Air Cleaner(s).....	6-7
Adapter.....	7
Covers.....	7
Nuts/Studs.....	7
Air Filter Element(s).....	8
Cleaner.....	8
Cleaning Station.....	8
Sealing Foam.....	7
Alternators.....	82
Aluminum	
Angle and Flat Stock.....	12, 45
Sheet Metal.....	10
Strapping.....	15
Tubing.....	12, 45
Apron.....	234
Axle(s).....	148-149
Bearing.....	148
C-Clips.....	154
Front (Sprint).....	171
Housing Ends.....	148
Housing Seal.....	149
Nut Wrench (Sprint).....	241
Plug.....	149
Puller, T-Handle.....	250
Retainers.....	148
Spline Tool.....	250
Straps.....	238
Tubes.....	150
Tube Seals.....	149
Tube Tool.....	150

B

Backing Plate Bolts.....	148
Back-Up Washers.....	106
Balance Plate.....	89, 254
Ballast.....	57
Brackets.....	57
Ball Joint(s).....	188-191
Adapter Bushing.....	189
Holders.....	192
Sleeves.....	189
Spreader Tool.....	223
Taper Reamer.....	223
Wrench.....	248
Ball Spline Ball Kit.....	255
Band Clamps.....	121
Banjo Bolts/Fittings.....	124
Barrel Pump.....	144, 232
Battery	
Boxes.....	50, 78
Cable Kits.....	78
Cable Terminals.....	79
Cable Thru-Stud.....	79

Charging Posts.....	82
Charging Post Bracket.....	82
Disconnect Switch.....	79
Hold Down (Optima).....	78
Quick Disconnects.....	82
Terminals.....	79
Terminal Covers.....	79
Bead Breakers.....	245, 261
Bell Cranks, Throttle.....	142
Bellhousing Dowel Pins.....	101, 255
Belt(s)	
Gilmer.....	69
Seat.....	160
Torque Tube.....	165
V-Groove.....	69
Bench Yoke.....	250
Bert Transmission	
Ball Spline Ball Kit.....	255
Clevis Kit.....	252
Clutch Discs.....	255
Shifter.....	252
Tool.....	255
Birdcages.....	174, 214, 216
Birdcage Bearings.....	174, 214, 216
Blanket(s)	
Moving/Utility.....	239
Torque Ball (Safety).....	165
Transmission (Safety).....	254
Bleeder Bottles.....	35, 226
Bleeder Screws.....	33
Blower Fan	
Helmet.....	161
Radiator.....	234
Body	
Bolts.....	15
Braces.....	20
Radius Tool.....	221
Reinforcing Plates.....	110
Roller.....	220
Strapping.....	15
Support Panels.....	12
Bolt(s)	
Backing Plate.....	148
Bead Lock.....	175,
Body.....	257
Button Head.....	115
Caliper.....	24
Center Caps.....	119, 212
Countersunk.....	113
Cylinder Head.....	97
Hex.....	116
Intake Manifold.....	97
Jack.....	195-196
Load Bolt.....	196
Rotor.....	23
Socket Head.....	115
Sway Bar.....	197
Boot, Shifter.....	252
Bottle Brackets.....	56
Bracket(s)	
Accessory.....	57
Ballast.....	57
Caliper.....	24
Charging Posts.....	82
Control Arm.....	193

Fire Extinguisher.....	163
Fuel Cell Mounting.....	144
Fuel Cell Mounting (Sprint).....	167
Fuel Filter.....	137
Nitrogen Bottle.....	241
Overflow Tank.....	72
Panhard Bar.....	205-207
Power Steering Pump.....	179
Power Steering Tank.....	180
Quick Turn Fasteners.....	111
Seat Mounts.....	44, 160
Shock.....	203-204
Spoiler.....	20
Steering Column.....	182
Steering Quickener.....	182
Tie Down.....	53, 238
Trailing Arm.....	216-218
Transmission Mount.....	255
Universal.....	56
Braided Hose Cutter.....	225
Braided Steel Lines.....	125-129
Brake	
Bias Adjusters.....	29
Bias Gauges.....	29
Bleeder Bottles.....	35, 226
Boosters.....	27
Calipers.....	24
Caliper Bolts.....	24
Caliper Brackets.....	23-24
Caliper Spacers.....	25
Combination Valve.....	28
Combination Valve Bracket.....	28
Combination Valve Bleeder Tool.....	28
Ducts.....	26
Duct Blower.....	26
Duct Flange.....	26
Duct Hose.....	26
Fittings.....	32-34
Fluid.....	35
Hose Kits.....	33
Kits, Disc.....	25
Light Switches.....	28
Lines.....	30-31
Line Adapters/Fittings.....	32-34
Line Deflectors.....	24
Line Display Rack.....	130, 226
Line Flaring Tool.....	31, 226
Line Kits.....	25, 30
Line Lock Kit.....	29
Master Cylinder.....	27
Pedal Assemblies.....	27
Pedal Clevises.....	27
Pedal Mounts.....	26-27
Pressure Gauges.....	29
Pressure Safety Switch.....	28
Proportioning Valve.....	28
Quick Disconnects.....	34
Remote Reservoirs.....	27
Residual Valves.....	28
Rotors.....	22-23
Rotor Bolt Kit.....	23
Rotor Hats.....	23
Rotor Spacers.....	23
Shut-Off Valves.....	29



Breathers	96, 157	Cleaning Wipes	236	Door Bar Clamp	43
Breather Covers	96	Cleco		Door Bar Padding	158
Breather Tanks	92	Fasteners	222-223	Door Bar Swing-Out Kit	43
Broom Holder	237	Pliers	222	Door Plate	43
Bulbs, LED	83	Clevises	27, 192, 205	Double Adjusters	195
Bulkhead Fittings	34, 128	Clock	265	Double Flare Tool	31, 226
Bumper(s)	36-39	Clutch		Dowel Pins, Bellhousing	255
Covers	38-39	Alignment Tools	230	Down Nozzle	
Hook Up Kit	40	Discs, Bert	255	Breather Ring	166
Bump Rubbers/Stops	199-200	Lines	129	Plugs	166
Bump Steer Studs	185	Coil Mounts	87	D-Rings	238
Bump Steer Spacers	185	Coil-Over Shock		D-Ring Backing Plate	238
Bump Stop Gap Tool	249	Bearing Kit	202	Drag Links	171
Bungs		Eliminators	202	Drag Link Tether	163
Weld-In	96, 135	Kits	201	Drain Pans	251
O2	98	Load Bolt Assembly	215	Drain Plug	89, 134
Burst Panel Components	139	Spring Adapter (5")	201	Drill Bit(s)	
Buss Bars	77	Spring Adjuster, Hydraulic	202	Double Ended	221
C		Coil Spring		Flange Rivet	221
Cable Tie(s)		Cups	196, 219	Spring Steel	221
Mounting Bases	107	Shims	196	Step	221
Nylon	107	Spacers	196,	Wheel Stud	221
Stainless Steel	107	201		Drill Fixture	224
Tool	107	Compression Tester	230	Drill Holders	237
Caliper(s)		Control Arm(s)	192-195	Drink Bottle Kit	162
Bolts	24	Brackets/Mounts	193	Drive Flange Gaskets	151
Brake	24	Bushings	193-194	Driver Air System	161
Brackets	23-24	Limit Clamps	195	Driver Suits	162
Dial/Digital	225	Shims	193	Driveshafts	156
Fittings	124, 128	Crankshaft		Driveshaft Loops	156
Spacers	25	Balancing Plate	89, 254	Drum Pump	232
Camshaft		Hub	94	Dry Break Valves	144
Bearing Tool	94, 228	Keys	94	Duct Blower	26
Button Spacers	94	Pulley Mandrel Kit	69	Durometer	242
Locking Plate	94	Socket	230	Dust Caps	146
Seal Plates	94	Crankcase Evacuation System	95	E	
Caps, Plastic and Aluminum ..	132, 230	Crayons, Tire	242	Earplugs	160, 234
Car Covers	17	Cross Pins	154	Electric Fans	67
Car Lift	240	Crush Washers	32, 124	Electric Fuel Pump	136
Carburetor		Cylinder Head		Electrical Connectors	74-75
Bushings Kits	142	Bolts	97	Electrical Outlet(s)	82
Fittings	138	Dowel Pins	97	Mounting Brackets	82
Gaskets	99	D		Electrical	
Hats	139	Dash Panels	21	Pliers	233
Hold Down Nuts	140	Deburring tool	220	Relay	77
Line/Log Kits	138	Degreaser	58	Tape	236
Linkage Kits	142-143	Dial/Digital Calipers	225	Wire	73
Return Springs	142	Dial Indicator	225	Emery Cloth	224
Shear Plates	140	Dial-In Board	18	Engine	
Spacers	139-140	Dial-In Window Marker	59	Conversion Kits	103
Stand	231	Diamond Plate, Aluminum	11	Cover	99
Caster Plate	248	Diaper Pins	121	Cradles	227
Caster Wheels	227	Digital Level	220	Cradle Wheel Kits	227
Catalog Rack	266	Dipsticks, Transmission	253	Diapers	89
C-Clips	154	Dirt Skirtz	21	Lift Handles	227
Centerlinks	183	Disc Brake Kits	25	Lift Plates	228
Charging Post(s)	82	Disconnect Switches, Battery	80	Mid-Plates	101
Mounting Bracket	82	Distributor(s)	85-86	Motor Plates	101
Chassis Dollies	239	Gasket	99	Mounts	102-103
Chassis Set-Up Blocks	248	Gears	86	Primer Tank	228
Chassis Tie Down Brackets	238	Hold Downs	86	Evacuation System, Crankcase	95
Chrome Moly Tubing	47	Dollies		Exhaust	
Circuit Breaker	77	Chassis	239	Block Off Plates	99
Clamp-On Rings	56, 215	Engine	227	Cut Outs (Electric)	98
Cleaning Discs	224	Door Bars	41-43	Gaskets	98



Hangers.....	98	Cell Mounting Brackets.....	144, 167	Ground Stud.....	79
Manifolds.....	98	Cell Top Plate Hardware(Sprint)	175	Guide Plates.....	97
Shields.....	98	Check Valve.....	137	Gussets.....	50
Wrap.....	98	Drum Pump.....	232		
	F	Dry Break Valves.....	144		H
Fabrication Pencil.....	221	Filters.....	136-137	Half Clamps.....	56
Fan(s)		Filter Brackets.....	137	Hat(s)	
Blower.....	234	Fragrances.....	61	Baseball.....	264
Electric.....	67	Injection Fittings.....	138	Beanie.....	264
Mechanical.....	67	Line.....	132	Carb.....	139
Reinforcement Plate.....	67	Line Kits, Carb.....	132	Rotor.....	22-23
Shrouds.....	66	Logs.....	133	Header Tab Kit.....	98
Spacers.....	67	Lubricant.....	61	Header Gaskets.....	98
Feeler Gauges.....	229	Pressure Gauges.....	138	Header Wrap.....	98
Fender Braces.....	14-15	Pressure Regulator.....	136	Headlight Decal Kits.....	38
Fender Washers.....	114	Pressure Reg. Brackets.....	141	Heat Shrink.....	76
Files, Thread.....	224	Primer Bottle.....	232	Heat Sleeve.....	73
Fill Line Kit.....	157	Pumps.....	136	Heat Wrap.....	98
Fill Tanks.....	157	Pump Block-off Plates.....	136	Heaters	
Filler Cap Kit.....	96	Pump Gaskets.....	99	Immersion.....	91
Filter		Pump Mounting Plate.....	136	Pads.....	91
Air.....	8	Shut-Off Valve.....	137	Heel Riser.....	143
Breather.....	96	Funnels.....	144	HEI Distributors.....	86
Fuel.....	136-137	Fuse Terminals.....	79	HEI Mechanical Advance Kit.....	86
Oil.....	89	Fuse Block.....	79	HEI Wire Connectors.....	86
Fin Comb.....	234		G	Heims (See Rod Ends)	
Fire Extinguisher Mount Brackets	163	Gas Pedals.....	143	Helmet	
Firewall Cable Bushing.....	79	Gasket(s)		Blower System.....	161
Fitting(s)		Carburetor.....	99	Dryer.....	161
Brake.....	32-34	Distributor.....	99	Hooks.....	160
Carburetor.....	138	Engine.....	99	Vent Hose.....	161
Fuel Injection.....	138	Ford 9".....	154	Vent.....	161
Inverted Flare.....	130	Fuel Pump.....	99	Hinges, Aluminum.....	20
NPT.....	122-124	Header.....	98	Holder(s)	
Oil Inlet.....	134	Oil Pan.....	99	Aerosol Can.....	237
Power Steering.....	181	Quick Change Cover.....	151	Ball Joint.....	192
Radiator.....	62	Thermostat Housing.....	99	Broom.....	237
Reducer, AN.....	122, 134	Valve Cover.....	95	Drill.....	237
Flange Bearing.....	182			Nitrogen Bottle.....	241
Flaring Tool.....	31, 226	Gauge(s)		Paper Towel.....	236
Flexplates.....	254	Brake Pressure.....	29	Radiator.....	63, 234
Floor Jack.....	239	Feeler.....	229	Rod and Piston.....	228
Floor Plates.....	41	Lines.....	129	Tire Gauge.....	242
Flywheel Locking Tool.....	254	Mechanical.....	83		
Fogging Oil.....	61	Panels.....	83	Hole Saws.....	48
Ford 9"		Sending Units.....	83	Honeycomb.....	65
Axles.....	148	Sprint Fuel Pressure.....	231	Hood Hinge Kits.....	17
Axle Housing Seal.....	149	Stagger.....	242	Hood Pin	
Axle Retainers.....	148	Tire.....	242	Kits.....	16
Backing Plate T-Bolts.....	148			Mounts/Adapters.....	16
Gasket.....	154	Gear(s)		Supports.....	16
Housings.....	147-148	Distributor.....	86	Hood Prop.....	17
Housing Ends.....	148	Marking Compound.....	153	Hood Scoops.....	18
Housing Studs.....	154	Ring and Pinion.....	153	Hose(s)	
Pinion Centering Jig.....	250	Totes.....	251	Air.....	241
Pinion Nuts.....	155	Tote Trays.....	251	Assembly Tools.....	225
Pinion Support.....	155	Gear Drive.....	94	Brake Hose Kits.....	25
Pinion Yokes.....	155	Gilmer Belts.....	69	Brake Duct.....	26
Truss Support.....	147	Gloves.....	234	Clamps.....	71, 121
Frame Repair Plate.....	44	Grease		Cutter.....	225
Freeze Plug Driver.....	228	Gun/Tips.....	225	Helmet Vent.....	161
Fuel		High-Pressure.....	61	Fuel.....	137, 144
Cell Cap and Bung.....	144	Remover/Cleaner.....	58	Radiator.....	71
Cell Guard.....	44	Wheel Bearing.....	145	Reducer.....	71
Cell Hose.....	132	Grommets.....	76	Restrictor.....	70
		Ground Clearance Indicator.....	197	Vacuum.....	137
		Ground Straps.....	78		



Housing Stud Kit, Ford 9"	154	Sleeves.....	195	Filter	89
Hub(s)		Loading Couplers.....	181	Filter Adapters.....	90
Covers.....	146	Log Book.....	226	Filter Cutter	228
Seals.....	146	Log Decal.....	241	Galley Plugs.....	91
5x5	145	Lowering Blocks.....	219	Heaters.....	91
I		Ludwig Clamps.....	115	Inlet Fittings.....	90
Idle Speed Adjuster	141	Lug Nuts.....	258	Pan and Pick-Up.....	89
Idle Arms	183	Lug Wrenches.....	241	Pan Gaskets.....	99
Ignition Box Mount	87	M		Primer Tank.....	91
Ignition Coil.....	88	Magnets.....	230	Restrictors.....	91
Ignition Coil Mounts.....	88	Main Cap Removal Tool.....	228	Temperature Tee	90
Ignition Panels	84	Mandrel Spacers.....	69	Oil Eater.....	58
Impact Crimper	79, 233	Markers, Paint	242	Overflow	
Indicator Lights	83-84	Masking Tape	236	Check Valves (Fuel).....	144
In-line Duct Blower	26	Master Cylinder(s).....	27	Fitting.....	72
In-Line Thermostat Housing	71	Reservoirs.....	27	Nozzle	72
Inner Mud Shield	257	Mat, Absorbent.....	237	Tanks	72
Intake Manifold Bolt Kit.....	97	Mat, Pit.....	239	Tank Brackets.....	72
Inverted Flare Fittings	125	Mat, Track.....	239	P	
Inverted Flare Nuts	130	Merchandising Displays.....	265	Padding	
J		Metal Snips.....	220	Door Bar.....	158
Jacks		Micro Switch.....	143	Roll Bar.....	158
Air	240	Mid-Plates.....	101	Paint Markers	242
Pit.....	239	Mini-Spools.....	154	Panhard Bar(s)	205
Jack Bolts	52, 195	Mirrors, Rear View	162	Adjusters.....	205-207
Jam Nuts.....	52, 195	Mirror, Telescoping.....	230	Brackets/Mounts.....	205-207
Sleeves.....	52, 195	Mono Ball Bearings.....	212	Pedal Extensions	26
Jack Post Kit, Right Hand	42	Morse Cable Clamps	253	Pedal Plate, Floor	26
Jack Post Quick Change.....	151	Motor Mount(s).....	101-103	Peg Hooks.....	266
Jack Stands	239	Spacers.....	102-103	Petcock.....	72, 124
Jacobs Ladders	175	Motor Plates.....	101	Pilot Bearings/Bushings	254
Pin Kits	175	Moving Blanket.....	239	Installation Tool.....	230
Jam Nuts	117	MSD Box Mount.....	88	Pinion	
J-Bars.....	205	Mud Plugs.....	257	Centering Jig.....	147
Junction Block	77	Mud Scraper	234	Nuts	155
K		Mud-X	58	Seals.....	155
Knee Guard	158	N		Support	155
Knee Guard Mount.....	171	Nitrogen Bottle Holder	241	Yokes	155
Koul Tool.....	225	Nitrous Bottle Blankets.....	139	Yoke Wrench.....	155
L		Nitrous Combination Wrench.....	232	Pit	
Lanyards.....	17	Nitrous Pressure Control Kits	139	Cart.....	240
Layout Pencil	221	Nitrous Switches (WOT).....	143	Jacks	239-240
Layout Fluid.....	229	Non-Skid Tape	235	Mats.....	239-240
Leaf Spring		Nose Pieces	38-40	Sockets	241
Lowering Blocks	219	Nose Supports.....	39-40	Pitman Arm(s).....	171, 183
Pads	219	Nose Wing Posts	168	Nut Kit.....	183
Shackles.....	219	Nose Wing Wall Mount.....	169	Plastic	
Slider Box	219	Notcher, Tubing	220	Rolled/Sheets.....	12
U-Bolts.....	219	Novus Cleaner and Polish.....	59	Caps and Plugs.....	132, 230
LED Bulbs.....	83	Nuts		Plastigage	89
Level Base	220	Air Cleaner.....	7	Plexus Cleaner	59
Level, Digital.....	220	Carburetor	140	Pliers	
Lift Bar Retainer Clamp	214	Hex	117	Cleco.....	105, 222
Lift, Car	240	Insert	48, 112, 115	Electrical.....	233
Lift Handles	227	Jam	117	Safety Wire	224
Lift Plates, Engine	228	Lug.....	258	Polycarbonate Sheet(s).....	12
Lifter Valley Covers	92	Pinion	155	Cleaner.....	59
Lifter Valley Vents.....	92	Spindle	146	Port and Polish Kit	97
Light Bulbs.....	83	Weld-on	48	Power Brake Boosters.....	27
Limiter Chain Clamps.....	215	O		Power Steering	
Line Clamps	121	O2 Sensor Plug and Bung.....	98	Cooler.....	180
Line Lock Kit.....	29	Oil		Fittings	181
Linkage Kits, Carb.....	142	Bottle Tray.....	237	Hose Kits/Fittings	180
Load Bolts.....	195-196	Coolers	91-92	Pump	179
Jam Nuts.....	195	Cooler Scoop.....	91	Pump Brackets	179



Tanks	180
Tank Brackets.....	180
Pressure Switches	83
Primer Bottle	139, 232
Proportioning Valve	28
Pull Bar(s)	208-209
Brackets.....	207
Covers.....	208
Pulley(s)	
Aluminum	68-69
Shims	68
Punch and Flare Tools.....	220
Pushrod Guide Plates.....	97

Q

Quick Change	
Axles.....	149
Axle Tubes.....	150
Axle Tube Support Brackets	151
Axle Tube Tool.....	150
Cover	151
Cover Gasket.....	151
Cover Nuts.....	151
Drain Pan.....	251
Gear Tote	251
Oil Plug Socket.....	250
Side Bell O-Ring.....	151
Quick Disconnects, Battery	82
Quick Disconnect Fittings.....	127
Quick Release Pin(s)	119
Lock Collar	119
Throttle End.....	142
Quick Turn	
Fasteners	108-109
Insert Plates	112
Mounting Brackets.....	111-112
Reinforcing Plates.....	110
Spring Adjuster	111
Spring Fixture	111
Transfer Punches	111
Wrench	111

R

Racers Tape.....	235
Rack and Pinion Spacers	185
Radiator(s)	62-64
Air Scoop.....	66, 164
Caps.....	65
Fan Shroud.....	66
Fin Comb	64
Fittings	62, 72
Honeycomb.....	65
Hoses	71
Hose Clamps	71
Mounting Brackets.....	62-64
Overflow Tanks.....	72
Rock Screen.....	65
Shaker Screen	65
Wall Mount.....	63
Radio Boxes	162
Radius Rods	174, 210-211
Radius Rod Studs.....	174
Ratchet Binder/Straps	238
Reamer/Taper	189
Rear End	
Bearing and Shim Kits.....	152
Fill Tanks.....	157

Gear Sets	153
Housings	147-148
Station Brackets.....	250
Truss Support.....	147
Rear Main Seal Adapters.....	89
Rear Tank Guard	44
Reducer Bushings.....	118
Reducer Fittings	120, 134
Reflective Tape.....	235
Relays	77
Remote Fill Tanks	157
Remote Reservoir.....	27
Remote Starter	229
Residual Check Valves.....	28
Return Springs.....	140-142
Ride Height Blocks.....	248
Ride Height Set-Up Stick	249
Ring and Pinion	
Set.....	153
Installation Kits.....	152
Ring Gear Spacer.....	153
Ring Terminals.....	75, 79
Rivets.....	104-106
Rivet Guns.....	222
Rocker Arm Studs.....	97
Rock Screen	164, 168
Rod and Piston Holder.....	228
Rod Ends	119
Rod End Kit, Oversize	182
Rod End Bushings/Spacers.....	118
Rod End Centering Tools	248
Rod Guide Tool.....	228
Roll Bar/Cage Kit(s)	41-42
Front Arch Support	44
Front Support Kit	44
Installation Kit.....	42
Rear Support Kit.....	44
Roll Bar Padding.....	158
Roof(s).....	19
Cap	19
Support	19
Run Out Checker	225

S

Safety Glasses.....	234
Safety Wire	224
Drill Fixture	224
Twister Pliers.....	224
Sander, Tire	245
Sanding Discs.....	245
Scale Buddy	57
Schrader Valves	263
Scoop(s)	
Dragster	9
Hood.....	9
Mounts.....	9
Oil Cooler	91
Radiator	66, 164
Tray	9
Tray Mounts	9
Screen, Stainless Wire.....	11
Screws, Wheel Rim.....	257
Scuff Plates.....	17
Seal(s)	
Axle Tube	149
Hub.....	146

Pinion	155
Tailshaft Housing.....	156
Timing Cover.....	93-94
Seat	
Mount Kits/Brackets.....	44, 160
Track Assembly	160
Seat Belt(s)	160
Anchor Plates/Mounts	160, 172
Installation Kits.....	160
Sending Units	72, 83
Set Screws.....	115
Set-Up	
Blocks	248
Book	226, 247
Plates	248
Sheets.....	226
Stick	249
Tool.....	248
Shackles, Leaf Spring	219
Shaft Collars	182
Shaker Screen	65
Sharpie Markers	242
Shear Plates	140
Sheet Metal	10-11
Shifter(s)	165, 252-253
Arm.....	252
Boot.....	253
Cable	253
Shim(s)	
Bump steer.....	185
Control Arm	193
Pulley	68
Shock	199-200
Shipping Tape.....	235
Shock	
Boot.....	202
Brackets.....	203
Bump Rubbers	199-200
Bump Spring Cups	199
Canister Mounts	201
Covers.....	199, 202
Extensions	201
Eye Socket	198, 249
Inflation Tool	249
Protector	202
Quick Pins.....	204
Racks.....	249
Shims	200
Spacers	201
Travel Indicator.....	197
Workstation.....	198
Shop Towels.....	236
Shrinker/Stretchers	221
Side Bell O-Ring	151
Sippers, Tire	244
Sixth Coil Assembly.....	214
Slider Box(es)	217
Adjuster.....	217
T-Nuts	217
Smart Tool	220
Snouts	150
Soap/Cleaners.....	58-59
Sockets	
Crank	230
Lug/Pit.....	241

297



Softener	60	Utility Jugs	231	Installation Kits	158
Spoons	245	V		Windshield	21
Tape Measure	242	Vacuum Line	132	Cleaner/Polish	59
Temp Gauge	262	Valve		Material	12
Wrap	247, 260	Core	263	Support	21
Titanium		Core Tool	242	Wing	
Bolts	116	Lash Wrenches	229	Adjuster, Manual	169
Fastener Kits	174-176	Seals	97	Caps	169
Toe Plates	248	Spring Compressor	229	Cylinders	169
Toggle Extensions	84	Stem Puller	242	Cylinder Line Kit	169
Toggle Switches	84	Stems	263	Posts	168
Tool Tray	231	Stem Caps	263	Tree	169
Top Wing Trees	169	Valve Cover(s)	95	Wall Mount Brackets	169
Torque Ball Blanket	163	Breathers	96	Wipes, Hand Cleaning	236
Torque Converters	254	Gaskets	95	Wire	
Torque Tube Belt	163	Hold Down Fasteners	95	Connectors	75
Torsion Arms	172	V-Belts	69	Cutters	233
Torsion Arm Stop	173	W		Heat Shrink	76
Torsion Arm Stop Kit	173	Warning Lights	83	Primary	73
Torsion Bar Bushings	173	Wash Plug Sets	231	Loom	73
Totes		Washers		Safety	224
Gear	251	Back-Up	106	Terminals	74-75, 79
Storage	246	Crush	124	Wire Tie(s)	
Tow Hooks	40	Fender	114	Mounting Bases	233
Towel(s)	59, 236	Flat	117	Nylon	233
Holders	236	Locking	117	Stainless Steel	98
Track Bar Locator Brackets	54	Water Necks	70	Tool	233
Track Mats	239-240	Water Neck Spacer	70	Wrecker Hook-up Kit	40
Trailing Arm(s)	218	Water Pressure Warning Kit	72	Wrench(es)	
Brackets	216-218	Water Pump(s)	68, 70	Aluminum Adjustable	232
Bushings	218	Block Adapters	70	AN Fitting	230, 232
Transfer Punches	223	Cam Stop Kit	68	Ball Joint	188, 248
Transmission		Gaskets	99	Lug	241
Blanket	254	Pulley Kits	68-69	Nitrous Combination	232
Breather Kit	253	Spacer Kits	68	Pinion Yoke	250
Dipsticks	253	Weather Pack Connector(s)	74	Quick Turn	223
Mount	255	Pliers	74	Valve Lash	229
Stand	227	Terminal Tool	74	Wheelie Bar	232
Yokes	255	Weight Jack		Yoke	250
Trays		Bolts	195	Y	
Can	237	Jam Nuts	195	Yokes	155
Gear Tote	251	Plate	195	Seals	155
Oil Bottle	237	Sleeves	195	Wrench	250
Tube Clamps	52	Weld Bungs	135	Z	
Tube Nuts	130	Weld-On Nuts	48	Zip Tie(s)	
Tubing		Weld-On Snouts	150	Mounting Bases	233
Aluminum	45, 132	Wheel		Nylon	233
Cutters	225	Adapter	258	Stainless Steel	98
End Caps	50	Bearings	145	Tool	233
Notcher	220	Bearing Grease	145		
Steel	46-47	Bearing Seal	146		
Threaded Ends	47	Bearing Spacer	146		
U		Covers/Fasteners	256-257		
U-Bolts		Dollies	239		
Leaf Spring	219	Rim Screws	257		
U-Joint	155	Spacers	258-259		
U-Joint(s)	155	Studs	258		
U-bolt Kits	155	Stud Drill Bit	258		
Umbrella	265	Wrench (Sprint)	241		
Universal Brackets	56	Wheelie Bar Wheels	219		
Upper Link(s)	208-209	Wheelie Bar Wrenches	232		
Brackets	207	Wide Open Throttle Switch	143		
Spacer Kits	207	Window Dial-In Marker	59		
Upper Lube	61	Window Net(s)	159		



Returns

To make sure that the item(s) get quickly processed, please follow these simple steps.

1. Call and request an RGA (Returned Goods Authorization) number for the merchandise you wish to return. All merchandise to be returned must be accompanied by an RGA number and be in its original packaging. The product must be unused, unaltered and unchanged from its original state (unless it is a potential warranty issue). Any merchandise returned that does not meet this criteria may be subjected to an additional handling fee or refusal.
2. Pack the parts carefully to avoid any damage during shipping. Always use a sturdy shipping carton to ship the parts back. Print your RGA number on the outside of the shipping carton. Please do not write on, use tape, or affix shipping labels to the product package itself, because we must return it to stock and we can't sell a box that is defaced.
3. We need the invoice number or, better yet, a copy of the original invoice showing when the part was purchased. Please include this information with the merchandise you're returning. We're sorry, but we can not accept returns on custom-built items.

Warranty

Allstar Performance® warrants each new product to be free from defects in both workmanship and materials for a period of ninety (90) days from the date of purchase. Product in question should either be returned to the dealer from which it was purchased, or shipped directly to Allstar Performance® along with an RGA (see above), proof of purchase and a complete description of the problem. The product must be returned freight pre-paid; COD's will not be accepted. No parts will be reviewed for inspection if modifications have been made. If, after factory inspection, the part is deemed to be defective, it will be replaced or a refund check will be issued.

Disclaimer of Warranty

ALLSTAR PERFORMANCE makes no warranties...

Allstar Performance products are designed for Off-Road use and makes no written, oral, expressed, or implied statement of warranty or guarantee on any product sold. Allstar Performance will not assume liability for personal or property damage resulting from the use or misuse of any product we manufacture or sell. Purchase and/or use of these products implies recognition and acceptance of this entire warranty and disclaimer by customer.

Printing Disclaimer...

Allstar Performance reserves the right to update, change or modify any product or policy deemed necessary without notice. Every effort has been made to avoid printing errors, in this catalog and previous versions. We disclaim any responsibility for application or specification errors.

Items That Require Additional Shipping Charges

Some items in this catalog are too large for ground shipment and therefore must be shipped via truck freight (pre-paid), some of these items may also include a shipping pallet surcharge. Throughout this catalog, the parts that require truck freight or a pallet for shipment will be marked with an appropriate icon.

Note: Some packages and/or shipments may be subject to the application of dimensional weight when calculating freight charges. Dimensional weight, when applied, may be significantly greater than the actual weight of a package and/or shipment and generally applies to products which are not very heavy, but large in volume (LxWxH).





Lined area for notes, consisting of numerous horizontal lines.



Lined area for notes, consisting of numerous horizontal lines.

NOTES



Lined area for notes, consisting of numerous horizontal lines.



Lined area for notes, consisting of numerous horizontal lines spanning the width of the page.

NOTES



INCH/METRIC CONVERSION TABLE

Inch			Inch			Inch		
Fraction	Decimal	MM	Fraction	Decimal	MM	Fraction	Decimal	MM
	0.00004	0.001	17/64	0.2656	6.746		0.6693	17.0
	0.00039	0.01		0.2756	7.0	43/64	0.6719	17.066
	0.0010	0.025	9/32	0.2812	7.1437	11/16	0.6875	17.4625
	0.0020	0.051	19/64	0.2969	7.5406	45/64	0.7031	17.859
	0.0030	0.0762	5/16	0.3125	7.9375		0.7086	18.0
	0.00394	0.1		0.3150	8.0	23/32	0.7187	18.256
	0.0050	0.1270	21/64	0.3281	8.334	47/64	0.7334	18.653
	0.00984	0.25	11/32	0.3437	8.731		0.7480	19.0
	0.0100	0.254		0.3543	9.0	3/4	0.7500	19.05
1/64	0.0156	0.396	23/64	0.3594	9.1281	49/64	0.7656	19.446
1/32	0.0312	0.793	3/8	0.3750	9.525	25/32	0.7815	19.843
	0.03937	1.0	25/64	0.3906	9.9219		0.7874	20.0
3/64	0.0469	1.191		0.3937	10.0	51/64	0.7969	20.240
	0.0591	1.5	13/32	0.4062	10.318	13/16	0.8125	20.6375
1/16	0.0625	1.5875	27/64	0.4219	10.716		0.8268	21.0
5/64	0.0781	1.984		0.4331	11.0	53/64	0.8281	21.034
	0.0787	2.0	7/16	0.4375	11.1125	27/32	0.8437	21.431
3/32	0.0937	2.381	29/64	0.4531	11.509	55/64	0.8594	21.828
	0.0984	2.5	15/32	0.4687	11.906		0.8661	22.0
	0.1000	2.54		0.4724	12.0	7/8	0.8750	22.225
7/64	0.1094	2.778	31/64	0.4844	12.303	57/64	0.8906	22.621
	0.1181	3.0	1/2	0.5000	12.7		0.9055	23.0
1/8	0.1250	3.175		0.5118	13.0	29/32	0.9062	23.018
	0.1387	3.5	33/64	0.5156	13.096	59/64	0.9219	23.416
9/64	0.1406	3.571	17/32	0.5312	13.493	15/16	0.9375	23.8125
5/32	0.1562	3.968	35/64	0.5469	13.891		0.9449	24.0
	0.1575	4.0		0.5512	14.0	61/64	0.9531	24.209
11/64	0.1719	4.366	9/16	0.5625	14.2875	31/32	0.9687	24.606
	0.1772	4.5	37/64	0.5781	14.684		0.9843	25.0
3/16	0.1875	4.7625		0.5906	15.0	63/64	0.9844	25.003
	0.1969	5.0	19/32	0.5937	15.081	1	1.0000	25.4
13/64	0.2031	5.159	39/64	0.6094	15.478		1.0630	27.0
7/32	0.2187	5.556	5/8	0.6250	15.875		1.1024	28.0
15/64	0.2334	5.953		0.6299	16.0		1.1811	30.0
	0.2362	6.0	41/64	0.6406	16.271	1 1/4	1.2500	31.75
1/4	0.2500	6.35	21/32	0.6562	16.668		1.2992	33.0

Inch/Metric Conversion Factors

Inches x 25.4 = Millimeters

Millimeters x .03937 = Inches

Sq. Inches x 6.4515 = Sq. Centimeters

Sq. Centimeters x .155 = Sq. Inches

Pounds x .4536 = Kilograms

Kilograms x 2.2046 = Pounds

Lbs. per in.² x .0703 = kg per cm²

kg per cm² x 14.2231 = Lbs. per in.²

Newtons x .2248 = Pounds(Force)

Temperature Conversion (Approximate)

Degrees C = (Degrees F - 32) (.5556)

Degrees F = (Degrees C) (1.8) + 32



Jeff Leka



www.allstarperformance.com

PART NUMBER AND KEYWORD LOOKUP

Type a part number or keyword into the search field to quickly locate parts.

Welcome to Allstar Performance! | Who's Winning | Contact Us | 269-463-8000 | Sign in or Register

HOME | DEALER NEAR YOU | PRODUCT INFO | NEWS | TERMS AND POLICIES | MEDIA | SPONSORSHIP INFO

CATEGORIES: Drag Race Parts, Hot Rod - Street, Road Race, Circle Track - Asphalt, Circle Track - Dirt, Open Wheel - Sprint Car, Off-Road & Tractor Pulling, All Categories

RECENT POSTS: Congratulations to Tim McCreadie and Longhorn Chassis On Winning The 48th Annual World 100

Heated Tire Groover ALL10260
[No reviews yet] Write a Review
SKU: ALL10260
QUANTITY: 1
ADD TO WISH LIST

DESCRIPTION | SPEC SHEET | INSTRUCTION SHEET

WARNING: This product can expose you to chemicals including Lead, which is known to the State of California to cause cancer, birth defects, and other reproductive harm. For more information, go to www.p65warnings.ca.gov.

Groovers add extra traction in minutes. Tapered, razor sharp blade grooves fast and easy. To operate, insert a blade into groover, set blade height with a tire depth gauge and set the power level. Triggerless activation by placing the cutting edge against the tire surface and apply pressure to activate rocker switch, built into head, creating instant heat.

PRODUCT INFORMATION SHEETS

Opens a printable PDF with detailed information of each item.

ALLSTAR PERFORMANCE

Part No. ALL10260
ALL10590

Heated Tire Groovers
Groovers add extra traction in minutes. Tapered, razor sharp blade grooves fast and easy. To operate, insert a blade into groover, set blade height with a tire depth gauge and set the power level. Triggerless activation by placing the cutting edge against the tire surface and apply pressure to activate rocker switch, built into head, creating instant heat.

Part No. Description
ALL10260 110V Groover - features a 4 level dial and a power switch providing 8 total heat settings. Includes 2 each 4/32", 6/32", 8/32" and 10/32" flat blades.

Replacement Parts For ALL10260:
ALL99303 - Clamp Nuts, 8-Pk
ALL99304 - Clamp Screws, 1-Pk
ALL99305 - Cradle Springs, 1-Pk
ALL99306 - Slide Pin, 1-Pk
ALL99307 - Hex Wrench

ALL10590 - 220V Groover Intended For International Use.
Features a 4 level dial and a multi-positional dial for fine-tuned heat settings. Power cord requires the attachment of a 220 volt, grounded, 3-prong plug (not included). Includes 2 Each 4/32", 6/32", 8/32" and 10/32" flat blades.

Replacement Parts For ALL10270 & ALL10590:
ALL99104 - Tension Lever Kit
ALL99105 - Head Assembly
ALL99106 - Front Plate With Screws, 3-Pk
ALL99107 - Blade Tabs With Screws, 3-Pk
ALL99127 - Head Blade Divider

All Blades Sold In Packages Of 12

Flat Bottom Blades	Round Bottom Blades	Heavy Duty Flat Bottom Blades
ALL10271 - #3 Flat, 3/32"	ALL10267 - #1 Round, 1/32"	ALL10580 - #16 Flat, 16/32"
ALL10272 - #4 Flat, 4/32"	ALL10268 - #2 Round, 2/32"	ALL10582 - #20 Flat, 20/32"
ALL10273 - #6 Flat, 6/32"	ALL10269 - #3 Round, 3/32"	ALL10584 - #24 Flat, 24/32"
ALL10274 - #8 Flat, 8/32"	ALL10270 - #4 Round, 4/32"	ALL10586 - #32 Flat, 32/32"
ALL10275 - #10 Flat, 10/32"	ALL10277 - #6 Round, 6/32"	
	ALL10278 - #8 Round, 8/32"	
	ALL10279 - #10 Round, 10/32"	

Allstar Performance 8300 Lane Dr., Watervliet, MI 49098
Phone: (269) 463-8000 Fax: (800) 772-2618 www.allstarperformance.com

INSTRUCTION SHEETS

Opens a printable PDF with detailed installation and operation instructions.

ALLSTAR PERFORMANCE

ALL10260 Tire Groover With Blades
INSTRUCTIONS

BLADE INSERTION - With blade clamp covers loosened by one half turn, slide blade cradles (blocks with blade stops) together or apart to roughly match the blade to be inserted. Squeeze blade to align blade legs with the slots of the cradles. Push blade legs down into slots and then slide blade legs under blade clamps. Adjust blade to desired cutting depth. Slide blade and cradle assembly left or right to center blade. Lightly tighten blade clamp screws to lock blade in place. Over tightening will shorten life of the blade cradle and clamp.

BLADES - A sharp blade will allow you to cut easier, faster, and with less force. A dull or damaged blade should be replaced. Avoid smoke because this indicates excessive heat which will shorten blade life.

POWER LEVELS - Always cut with the lowest possible power setting. This groover has eight power options; four within the high and four with the low range. Rubber durometer, blade size, depth of cut and speed of cut are all variables that will affect your power level selection. Start with a lower power setting and adjust higher if necessary.

GROOVING - No warm up time is needed. Place the cutting edge of the blade against the tire. Angle the tool so the blade will cut the rubber. The groover will automatically activate when the operator applies cutting pressure. As the blade cuts into the rubber, allow the stabilizer slide pads to flatten against the tire. This will stabilize the tool at the proper cutting angle and enable the operator to cut at a consistent depth.

CLEANING AND MAINTENANCE - For optimum performance, the head should be cleaned daily or more often under heavy use. Remove the blade and with the clamping screws loose, spray the head assembly with a solvent such as carburetor or brake clean. Use compressed air to dry and remove any debris from head.

All Blades Sold In Packages Of 12

Flat Bottom Blades	Round Bottom Blades	Heavy Duty Flat Bottom Blades
ALL10271 - #3 Flat, 3/32"	ALL10267 - #1 Round, 1/32"	ALL10580 - #16 Flat, 16/32"
ALL10272 - #4 Flat, 4/32"	ALL10268 - #2 Round, 2/32"	ALL10582 - #20 Flat, 20/32"
ALL10273 - #6 Flat, 6/32"	ALL10269 - #3 Round, 3/32"	ALL10584 - #24 Flat, 24/32"
ALL10274 - #8 Flat, 8/32"	ALL10270 - #4 Round, 4/32"	ALL10586 - #32 Flat, 32/32"
ALL10275 - #10 Flat, 10/32"	ALL10277 - #6 Round, 6/32"	
	ALL10278 - #8 Round, 8/32"	
	ALL10279 - #10 Round, 10/32"	

Allstar Performance 8300 Lane Dr., Watervliet, MI 49098
Phone: (269) 463-8000 Fax: (800) 772-2618 www.allstarperformance.com

Form 1167 Page 1 of 2 Rev. 07/1917



ALL100



8300 Lane Drive
Watervliet, MI 49098
269-463-8000
Fax: 800-772-2618
www.allstarperformance.com

