

PAINLESS

PERFORMANCE PRODUCTS[®]
A Fort Worth, Texas Company

American Made
American Proud

Full Product Line

Earning Your Trust



Painless Performance proudly dedicates our 2017 catalog to the courageous men and women in law enforcement who daily take great risks to protect the lives, defend the civil liberties and secure the safety of our fellow citizens. In July of 2016, after the tragic killing of five officers in Dallas (including one Fort Worth native), we reached out to Assist The Officer (ATO), a non-profit organization which provides financial assistance to officers and their families who have been seriously injured or killed in the line of duty. While not a pleasant subject for an introductory letter in our catalog, we strongly believe in the importance of the Back The Blue message and we encourage you to seek out organizations similar to ATO where you live.

Thanks to all of our customers we completed another record setting year in 2016 and anticipate an even greater year in 2017. It's astonishing to watch the number of packages we ship each day, knowing that each one of them represents another dream project for someone, another street rod nearing completion, another muscle car being painstakingly restored, another racecar being prepped for the next racing season. We know how much your project means to you and that you rely upon Painless to provide you with the highest quality wiring products. We are aware of the cheap foreign knockoffs, yet we continue to see our sales grow every year. That's why we invest so heavily in R&D and quality control, to continuously improve and perfect our product line. Your trust in Painless is too important for us to cut corners. When you buy Painless you will always do so with the knowledge and comfort that you are buying the very best.

Have a great year in 2017 and please join us in Backing The Blue.

Sincerely,

Adrian Murray, President and CEO



(Pictured above: Tarrant County Sheriff Bill Waybourn and Painless President Adrian Murray)

Table of Contents

Supporting The Sport / Engineered To Be The Best.....	2-5
Chassis Harnesses	
Intro to Chassis Harnesses	6-8
Custom Applications	
Customizable Nostalgia All Black Chassis Harness 17 Circuits	9
Customizable Chassis Harness - 18/21/28 Circuits.....	9-11
Customizable Trunk Mount Chassis Harness - 21/28 Circuits.....	12-13
Customizable Muscle Car Harness - 21/28 Circuits	14-15
Customizable Pickup Chassis Harness - 21/28 Circuits.....	28-29
Ford	
Customizable Ford Color Coded Chassis Harness - 21 Circuits.....	26
Ford Mustang Chassis Harness 1965-1970 - 22 Circuits.....	27
Ford F-Series Truck Harness 1967-1977 - 21 Circuits	33
Ford Bronco Harness 1966-1977 - 28 Circuits	34
GM	
GM Muscle Car Chassis Harness 1969-1974 - 25 Circuits.....	16
GM Chevelle/Malibu Chassis Harness 1968-1972 - 26 Circuits	17
GM Camaro/Firebird Chassis Harness 1967-68 - 24 Circuits.....	18
GM Camaro Chassis Harness 1969 - 26 Circuits	19
GM Camaro Chassis Harness 1970-1981 - 26 Circuits.....	20-21
GM Tri-Five Chevy Chassis Harness 1955-1957 - 28 Circuits	22-23
GM Chevy II/Nova Chassis Harness 1966-1967 - 21 Circuits.....	24
GM Pickup Truck Chassis Harness 1963-1966 - 19 Circuits	30
GM Pickup Truck Chassis Harness 1967-1972 - 28 Circuits	31
GM Pickup Truck Chassis Harness 1973-1987 - 27 Circuits	32
Jeep	
Jeep CJ Chassis Harness - 1986 and earlier.....	35-37
Jeep YJ Harness 1987-1991 - 23 Circuits.....	38
Jeep Accessories	39
Mopar	
Customizable Mopar Color Coded Chassis Harness - 21 Circuits.....	25
Off-Road	
Customizable Weatherproof Chassis Harness - 26 Circuits	40
Customizable Extreme Off-Road Harness - 15 Circuits	41
Race	
Pro Street Chassis Harness - 21 Circuits.....	42
Pro Street Chassis Harness w/Switch Panel - 21 Circuits.....	43
Race Only Chassis Harness - 10 Circuits	44
Race Only Chassis Harness w/Switch Panel - 10 Circuits	45
Race Harness Accessories.....	46
CSI Universal Engine Harness	47
Fuel Injection Harnesses	
Intro to Fuel Injection Harnesses.....	52
Reflash Program	53
Dodge Cummins Cummins Diesel 5.9L - Manual Transmission Only 2003-2005.....	72
Ford 5.0L Ford 5.0L 1986-1995	71
GM Gen III & Gen IV	
GM LS2, LS3, LS7, L99 Throttle by Wire 2006-2012	56
GM Gen IV 4.8-6.2L Throttle by Wire 2007-2012	57
GM LS2 Throttle by Wire Harness 2005-2006	58
GM LS1 Throttle by Wire 1997-2004	59
GM LS1, LS6 Mechanical Throttle 1998-2002	60
GM Gen III 4.8, 5.3 & 6.0L Throttle by Wire 1999-2006	61
GM Gen III 4.8, 5.3 & 6.0L Mechanical Throttle 1999 & 2006	62
GM Gen III & Gen IV Accessories	63
GM LT1/LT4	
GM LT1/LT4 1992-1997	64
GM Early Vortec	
GM Vortec - 5.0 & 5.7L V8 (CMFI) 1996-1999	65
GM Vortec - 4.3L V6 (CMFI) 1996-1999	66
GM TPI/TBI	
GM 4.3L V6; 5.0, 5.7 & 7.4L V8 TBI 1986-1993.....	67
GM V8 TPI (MAF) 1985-1989.....	68
GM V8 TPI (MAP) 1990-1992	69
TPI/TBI Accessories	70
Integrated Chassis/Fuel Injection	
GM LS1 Integrated EFI/Chassis Harness Manual Throttle 1997-2004	54
GM Gen III 4.8L, 5.3L & 6.0L EFI/Chassis Harness Manual Throttle 1999-2006	55
Battery Management & Accessories	87-88
Charging System Management & Accessories	86
Connectors	91
Fan Controls - F5 Fan Controller	80-81
Fuse Blocks	89-90
Gauge Controller	84
Headlight Relay Kits & Upgrades	82
Interior Electrical Accessories.....	85
PowerBraid & ClassicBraid Wire Loom	73
Relays & Relay Kits.....	78-82
Switch Panels & Switches.....	48-51
Transmission Controller - Perfect Torc.....	83
Trail Rocker Jeep Accessory Control	74-77
Wire & Terminals.....	92
Customer Build Sheet.....	93
Part Numbers By Page Number.....	94-95

PAINLESS
PERFORMANCE PRODUCTS
 A Division of Perfect Performance Products, LLC
www.painlessperformance.com
 Tech Line 1.800.423.9696

AMERICAN MADE

AMERICAN PROUD

1990-2017
27
YEARS OF EXCELLENCE
PAINLESS
PERFORMANCE PRODUCTS

Stay up to date on everything Painless!






Edited by: Jeff Abbott, Eric Cowden, Dennis Diehl, Andrew Erichsen, Derek Love, Adrian Murray, Dennis Overholser, Kathy Shellenberger, and Adam Sondecker.

Graphic Design & Production:
 Andrew Erichsen - Painless Performance

Photo credits: Tyler Andrews-GearZ, Mike Artman-NAMTRA media, Randy Clark-Hot Rods & Custom Stuff, Andrew Erichsen, Aaron Leyda, Mike Losh, Brad Mckinnon, Alan Middleton, Todd Ryden.

Supporting the Sport


On any given weekend you're likely to find Painless exhibiting at a car show, drag race, off road event or other automotive happening near you. We believe it's important to support the industry and the hobby by keeping in close contact with our customers and talking with you one on one. Our technical engineers are on hand to answer all of your questions and help you choose the right Painless products for your needs or assist you in chasing down whatever electrical gremlins may be plaguing you. If we're in your area, be sure to stop by and say hello. Some of our best new product ideas come from our customers!



Along with keeping in close contact with our many customers, Painless is proud to be involved with many great groups in the automotive aftermarket industry. From major trade shows to local enthusiast events, Painless is there!



Engineered To Be The Best



Twenty seven years ago, the first Painless wiring harnesses were manufactured in a tiny roll-up rental unit on the west side of Fort Worth. Company co-founder Dennis Overholser took that first week's production to the Pate swap meet in Cresson, TX, used the revenue from those sales to purchase more raw materials and a new company called Perfect Performance Products was born. As word began to spread about these easy to install chassis harnesses, the legendary Tex Smith got word and, writing a positive review in his Hot Rod Mechanics magazine, ended it by saying, "Folks, this is really painless wiring!" The name caught on and soon Perfect Performance became Painless Wiring. As the company grew and more products were developed, the name was changed to Painless Performance in 1998 to better reflect the growing divergence of the product line. Today, Painless is headquartered in a modern 45,000 square foot facility in Fort Worth. All research and development, engineering and manufacturing is done in house. At Painless, we are and always will be American made and American proud.



AMERICAN MADE




AMERICAN PROUD

Factory Tour

PAINLESS
PERFORMANCE PRODUCTS



Painless maintains strict quality requirements for all raw material suppliers to ensure the highest quality finished product. Only American vendors are approved. Quality is the key ingredient in every Painless product. Rigorous QC inspection follows all products every step of the way in production to verify the integrity of every crimp, every splice, every application of terminals and connectors. When you open any Painless box, you will know without question that you have in your hands the highest quality product available anywhere. It's why our customers keep coming back over and over. They know they can trust Painless.






In addition to the rigorous inspection of all chassis harnesses, each fuel injection harness is mounted on a test board which simulates installation on an actual engine.

A computerized test verifies that every pin-out is in the correct location and there is continuity in all the wires. You will know with absolute certainty when you install a Painless fuel injection harness that it will function correctly the first time and every time.

AMERICAN MADE



AMERICAN PROUD



Engineered To Be The Best



Number One Selling Harnesses

Our customers know that installing one of our harnesses is truly a painless experience. Install just one Painless chassis harness and you'll be a customer for life. Yes, you can buy a cheaper harness, but why would you? The time and effort that goes into building a project vehicle should not be jeopardized by using an inferior electrical system. All wires are not created equal.

When it comes to the safety of your vehicle's electrical system, cutting corners when it comes to the wiring system is just not a good idea. With over a quarter century of experience and a quarter million harnesses on the road, Painless is the sensible solution to all your automotive wiring needs.


Two important features make Painless the easiest wiring harnesses anywhere to install. First, we take the time during final assembly to group the wires by where they go in the vehicle. Depending on the application the average harness will have 15 to 18 different groups of wires – headlight section, taillight section, instrument section, ignition section, etc. – all wire-tied together. So instead of routing over 100 individual wires, you're just routing 15 or so sections. We put in the extra labor so you don't have to.

Painless only uses the highest quality TXL (Thermal Cross-Linked) wire. Why is this important to you? Well, TXL features an extra-thin walled insulation, making it the smallest and most lightweight wiring option. This also makes it the easiest wire to route; it won't kink and bind up on you in those hard to fit places like the inferior GPT wire is prone to do.

You also can't get a higher temperature rating with any other wire. TXL has a temperature range of -51C to 125C (-60F to 257F), enabling it to resist high engine compartment heat. The less costly, harder to route GPT wire is only rated at -40C to 80C (-40F to 176F).

Every wire in a Painless chassis harness has its function printed on it every few inches the entire length of the wire. We even go to the extent of using white ink on the darker colored wires and black ink on the lighter ones to ensure ease of reading. This makes installation and, should the need ever arise, troubleshooting a snap. Second, you don't need to have a degree in electrical engineering to install a Painless harness, nor do you have to know how to read a confusing wiring schematic. You just need to know how to read our straightforward instructions.

The nerve center of every Painless chassis harness are our premium quality, OEM-style fuse blocks. Featuring easy-to-find, blade-type fuses and clearly labeled circuits, these blocks will deliver years of trouble free service. Corrosion resistant terminals, solid mounting points, superior construction and compact design assure years of trouble free performance.




For The Best Reason: Quality!

Half the job is already done for you. Just mount the block and route the wires. This is the most important feature of a Painless chassis harness. How well the wiring is connected to the fuse block, how secure and permanent the connection, determines how well the entire system will perform. Every Painless chassis harness comes out of the box with the wiring already hand terminated to the fuse block. This assures you of a trouble-free performance that do-it-yourself screw connections cannot match.

You know you'll be completing your installation with quality components because the fuses, flashers, relays, wire ties and mounting brackets you need to do the job right are in the Painless chassis harness kit. (Components vary by application).

Even seasoned wiring pros have a question now and then and, if the answer is not in the comprehensive, step-by-step instruction manual that comes in each kit, it's nice to know that you're just a toll free call away from the most professional technical assistance help line in the industry.



Only Painless is confident enough in the quality of its harnesses to back them with a Lifetime Guarantee; a promise of quality unmatched anywhere. This is the culmination of twenty seven years of market leadership, quality design, and manufacturing innovations. It means you can share our confidence that when you install a Painless chassis or fuel injection harness, you're wiring your car with the very best there is... **Guaranteed!**



Choosing The Right Harness



Over the past twenty seven years we've seen other wiring harness manufacturers boast of offering "more circuits..." - 22 circuits or 24 circuits or 26 circuits. Or offering add-on circuit kits to beef up their product's value. But the fact is that unless you are an automotive engineer or electrical systems professional, the average car guy may not know how many circuits are really needed for his vehicle. Why should you buy more than is actually needed for the job? We have the solution.



We created our **"Circuit-Match System"** in this catalog to guide you to the perfect harness for your specific application. In many cases we offer harness kits engineered for a specific make and model application and that's all you'll need to complete the job. In other cases such as a modified vintage car or classic truck application you'll want a harness that allows some customization or future expansion of capabilities. There are even more simple applications such as T-Buckets, rock crawlers or race cars where all you need is a simple 18 circuit system for basic electrical functions.

As you look through this catalog you will see blue check-off boxes on each harness page which list all the components and systems which are serviced by each harness application. If you're re-wiring a stock vehicle or are not changing the electrical components on your vehicle, just check off the list to confirm you have the right harness to service all the electrical components you have. If you are upgrading your vehicle with new systems or components such as air conditioning, power windows or a custom sound system, then find the harness which includes circuits for these additional components. It's a simple concept but it takes the guesswork out of choosing the right harness the first time!

If you've used our kits before, you already know how "Painless" we make wiring your vehicle. We want to make choosing the parts you need painless as well. Our staff here at Painless designed this catalog to do just that. If you flip to the back of this catalog, you will find a 'Project Build Sheet'. This sheet serves you as a checklist for the harness and other parts necessary to successfully wire your vehicle. If you find yourself with any questions please call our highly knowledgeable technical support staff to discuss which Painless Performance Products you need to do a professional wiring job on your project vehicle. We seriously want to hear from you to help you choose the right products for your projects.

1-800-423-9696 Open Monday - Thursday 8-5 and Until 4:30 on Friday CST

Next we are going to discuss some of our key product terminologies you will come across throughout this catalog. To learn about all of the benefits and technology that goes into our chassis harnesses please reference pages 6 & 7.

Customizable Kits: These harnesses are available as either Classic or Classic-Plus giving the expandability and flexibility you may need to be creative with your project. The major difference between these are the "Classic-Plus" kits include provisions for you to add extra accessories you may want. Examples of these additional accessories might be: power windows, power door locks, a power antenna or maybe a 12 volt accessory port in your trunk to charge your cell phone. Customizable Kits range from "very adaptable" to any vehicle or are available as more vehicle specific options. However, the more vehicle specific options still allow you the expandability to wire your vehicle how you want to for more accessories.

Classic Kits: This is the term we use to describe our 21 and fewer circuit kits. These kits feature everything needed to get you on the road and provide for some accessories, yet not as many as our Classic-Plus Kits.

Classic-Plus Kits: This is the term we use to describe our 28 circuit kits. These harnesses include everything the Classic series provide yet offer additional circuits for more power accessories.

Direct Fit Kits: These harnesses are custom-tailored to be vehicle specific, plug and play kits with all the circuits and connectors necessary to completely and painlessly wire your vehicle. They are not, however, simply factory replacements. We understand that many of you want to add some creature comforts such as air conditioning, high amperage alternators or other accessories that were not available as a factory option in your vehicle, so our engineers have designed these elements into our Direct Fit harnesses. For complete information on our additional circuits we have provided, look up the Direct Fit harness specific to your vehicle!

Whenever you see this logo, that means the harness includes an integrated ground circuit. This means that all the wiring has necessary grounding built into the harness, saving you install time!



PAINLESS
PERFORMANCE PRODUCTS



This 18 Circuit Customizable Harness may be just what you need. Wiring harnesses just don't come any simpler than this. These compact harnesses have all the basic circuits to get you rolling in no time. Each of these harnesses is identical except for that the 10307 has longer wires (8ft longer in tail section & 7ft longer in headlight section) to take care of longer wheelbase vehicles.

10308 - 18 Circuit Customizable Chassis Harness

10307 - 18 Circuit Customizable Chassis Harness

With Extra Length Wires



In-Dash Ignition
Switch Connection

Includes Circuits For:

- ☐ Accessory
- ☐ Brake Lights
- ☐ Charging
- ☐ Electric Choke
- ☐ Emergency Flashers
- ☐ Fan Relay Activation Power
- ☐ Fused Power Source
- ☐ Headlights
- ☐ Horn (Relay)
- ☐ Ignition Coil
- ☐ Instrument Panel Lighting & Gauges*
- ☐ Park Lights
- ☐ Radio/Clock (Constant & Switched)
- ☐ Starting
- ☐ Tail Lights
- ☐ Third Brake Light
- ☐ Turn Signals
- ☐ Wipers



*Includes wires for:
Fuel Gauge
Oil Gauge
Tachometer
Temperature Gauge
Voltmeter



This 17 circuit harness with all black wire insulation and color coded stripes on the wire can help your vehicle look clean and help blend your harness into the background of your vehicle. Are you looking for a very simple to install harness with the flexibility of the fuseblock to be installable anywhere on your vehicle? This harness' unique construction has two major sections: Power Supply Harness w/preterminated Fuse Block and the Output Supply Harness. This design allows for the fuse block to virtually be installed anywhere on your vehicle. This can be especially useful when building an earlier vehicle without a lot of room under it's dashboard. You'll also find many upgrades in this harness such as a 6 gauge charge wire and a 150 amp midi fuse. Included is a 100+ page color step-by-step instruction manual with many useful schematics for adding some of the most common aftermarket upgraded parts to your vehicle.

10309 - 17 Circuit Customizable Nostalgia All Black Chassis Harness



In-Dash Ignition
Switch Connection

Includes Circuits For:

- ☐ Accessory/Fuel Pump
- ☐ Accessory/Wipers
- ☐ Backup Lights
- ☐ Brake Lights
- ☐ Charging
- ☐ Electric Choke
- ☐ Emergency Flashers
- ☐ Fused Power Source
- ☐ Headlights
- ☐ Horn (Relay)
- ☐ Ignition Coil
- ☐ Instrument Panel Lighting & Gauges*
- ☐ Park Lights
- ☐ Radio/Clock (Constant & Switched)
- ☐ Starting
- ☐ Tail Lights
- ☐ Turn Signals




*Includes wires for:
Fuel Gauge
Oil Gauge
Tachometer
Temperature Gauge
Voltmeter



Classic Customizable

CHASSIS HARNESS

PAINLESS
PERFORMANCE PRODUCTS



Includes Circuits For:

- ☐ A/C and Heat
- ☐ Accessory / Cigarette Lighter
- ☐ Backup Lights
- ☐ Brake Lights
- ☐ Charging
- ☐ Dome Light
- ☐ Electric Choke
- ☐ Emergency Flashers
- ☐ Fan Relay Activation Power
- ☐ Fused Power Source
- ☐ Headlights
- ☐ Horn (Relay)
- ☐ Ignition Coil
- ☐ Instrument Panel Lighting & Gauges*
- ☐ Park Lights
- ☐ Radio/Clock (Constant & Switched)
- ☐ Starting
- ☐ Tail Lights
- ☐ Third Brake Light
- ☐ Turn Signals
- ☐ Wipers



*Includes wires for:
Fuel Gauge
Oil Gauge
Tachometer
Temperature Gauge
Voltmeter

This 21 circuit kit is our most widely used customizable chassis harness. You'll find that it's easily adaptable to almost any vehicle. We offer two versions, one with a preterminated GM column mounted ignition switch connector and one without. Included with this harness are the following parts; a GM engineered fuse block & Painless mounting bracket; GM turn signal connectors; pre wired plugs for the headlights & dimmer switch; and each wire is printed with the circuit identification as well as using GM color codes for easy installation.

10101 - 21 Circuit Classic Customizable Chassis Harness - GM Keyed Column



GM Column Ignition
Switch Connection

10102 - 21 Circuit Classic Customizable Chassis Harness - Non GM Keyed Column



In-Dash Ignition
Switch Connection



See Page 73 For Info

Painless Pro Solutions

ClassicBraid & PowerBraid Wire Loom

Don't leave your wires unprotected! The easy to install split loom design is the perfect solution to clean up and protect the wiring in your vehicle. The ClassicBraid has a classic show car look similar to cloth. While the PowerBraid gives you a high performance nylon look.

Classic-Plus Customizable



PAINLESS
PERFORMANCE PRODUCTS

AMERICAN MADE



AMERICAN PROUD

CHASSIS
HARNESSES

This 28 circuit kit includes most all the power accessory circuits you have been looking to add to your vehicle. The versatility of this harness will allow it to be easily adapted to almost any vehicle. It is available with or without the GM column mounted ignition switch connectors. Included with this harness are the following parts; a GM engineered fuse block & Painless mounting bracket; GM turn signal connectors; pre wired plugs for the headlights & dimmer switch; and each wire is custom printed with the circuit identification as well as using GM color codes for easy installation.

10201 - 28 Circuit Classic-Plus Customizable Chassis Harness - GM Keyed Column



GM Column Ignition
Switch Connection

10202 - 28 Circuit Classic-Plus Customizable Chassis Harness - Non GM Keyed Column



In-Dash Ignition
Switch Connection

Includes Circuits For:

- ☐ A/C and Heat
- ☐ Accessory
- ☐ Accessory / Cigarette Lighter
- ☐ Accessory / Trunk Light
- ☐ Backup Lights
- ☐ Brake Lights
- ☐ Charging
- ☐ Cruise Control
- ☐ Dome Light
- ☐ Electric Choke
- ☐ Electric Fuel Pump
- ☐ Emergency Flashers
- ☐ Fan Relay Activation Power
- ☐ Fused Power Source
- ☐ Headlights
- ☐ Horn (Relay)
- ☐ Ignition Coil
- ☐ Instrument Panel Lighting & Gauges*
- ☐ Park Lights
- ☐ Power Antenna
- ☐ Power Door Locks
- ☐ Power Windows
- ☐ Radio/Clock (Constant & Switched)*
- ☐ Starting
- ☐ Tail Lights
- ☐ Third Brake Light
- ☐ Turn Signals
- ☐ Wipers



*Includes wires for:
Fuel Gauge
Oil Gauge
Speakers
Tachometer
Temperature Gauge
Voltmeter



See Page 88 For Info

Painless Pro Solutions

Ground Strap Kits

No matter the application, you're not going anywhere unless you've got good grounds! Bad grounds are the number one problem in automotive electrical issues. Eliminate those electrical gremlins with a new set of Painless ground straps today!

Classic Remote Mount

CHASSIS
HARNESSES

PAINLESS
PERFORMANCE PRODUCTS

GUARANTEED
PAINLESS
FOR LIFE!



Includes Circuits For:

- ☐ A/C and Heat
- ☐ Accessory
- ☐ Backup Lights
- ☐ Brake Lights
- ☐ Charging
- ☐ Dome Light
- ☐ Electric Choke
- ☐ Emergency Flashers
- ☐ Fan Relay Activation Power
- ☐ Fused Power Source
- ☐ Headlights
- ☐ Horn (Relay)
- ☐ Ignition Coil
- ☐ Instrument Panel Lighting & Gauges*
- ☐ Park Lights
- ☐ Radio/Clock (Constant & Switched)
- ☐ Starting
- ☐ Tail Lights
- ☐ Third Brake Light
- ☐ Turn Signals
- ☐ Wipers



*Includes wires for:
Fuel Gauge
Oil Gauge
Tachometer
Temperature Gauge
Voltmeter

This 21 circuit kit has extra long wires allowing you to mount the fuse block in a remote location such as in the trunk or behind the rear seat. This harness is highly adaptable to almost any vehicle. Included with this harness are the following parts; GM turn signal & column mounted ignition switch connectors; pre wired plugs for the headlights & dimmer switch; and each wire is custom printed with the circuit identification as well as using GM color codes for easy installation.

10120 - 21 Circuit Classic Customizable Trunk Mount Chassis Harness

AMERICAN MADE



AMERICAN PROUD



GM Column Ignition
Switch Connection



In-Dash Ignition
Switch Connection



Painless Pro Solutions

Relay Kits

Are you blowing fuses and melting switches? Using relays could be your answer. High amperage circuits are best utilized with one of our simple relay kits!

See Page 78-82 For Info

Classic-Plus Remote Mount

CHASSIS
HARNESSES

PAINLESS
PERFORMANCE PRODUCTS



Are you looking to remote mount your fuse block and you want full power options? Then this 28 circuit kit will provide you with all those power accessory circuits, as well as extra long wires allowing you to mount the fuse block in a remote location such as in the trunk or behind the rear seat. Included with this harness are the following parts; GM turn signal & column mounted ignition switch connectors; pre wired plugs for the headlights & dimmer switch; and each wire is custom printed with the circuit identification as well as using GM color codes for easy installation.

10220 - 28 Circuit Classic-Plus Customizable Trunk Mount Chassis Harness



GM Column Ignition
Switch Connection



In-Dash Ignition
Switch Connection

Includes Circuits For:

- ☐ A/C and Heat
- ☐ Accessory
- ☐ Accessory / Cigarette Lighter
- ☐ Accessory / Trunk Light
- ☐ Backup Lights
- ☐ Brake Lights
- ☐ Charging
- ☐ Cruise Control
- ☐ Dome Light
- ☐ Electric Choke
- ☐ Electric Fuel Pump
- ☐ Emergency Flashers
- ☐ Fan Relay Activation Power
- ☐ Fused Power Source
- ☐ Headlights
- ☐ Horn (Relay)
- ☐ Ignition Coil
- ☐ Instrument Panel Lighting & Gauges*
- ☐ Park Lights
- ☐ Power Antenna
- ☐ Power Door Locks
- ☐ Power Windows
- ☐ Radio/Clock (Constant & Switched)*
- ☐ Starting
- ☐ Tail Lights
- ☐ Third Brake Light
- ☐ Turn Signals
- ☐ Wipers



*Includes wires for:
Fuel Gauge
Oil Gauge
Speakers
Tachometer
Temperature Gauge
Voltmeter



See Page 73 For Info

Painless Pro Solutions

ClassicBraid & PowerBraid Wire Loom

Don't leave your wires unprotected! The easy to install split loom design is the perfect solution to clean up and protect the wiring in your vehicle. The ClassicBraid has a classic show car look similar to cloth. While the PowerBraid gives you a high performance nylon look.




Pro's Tip from Stacey David

"When remote mounting your battery, don't forget to upgrade your alternator and battery cables too"

See page 88 for remote cable kits

PAINLESS
PERFORMANCE PRODUCTS

GUARANTEED
PAINLESS
FOR LIFE!



Includes Circuits For:

- ☐ A/C and Heat
- ☐ Accessory
- ☐ Backup Lights
- ☐ Brake Lights
- ☐ Charging
- ☐ Dome Light
- ☐ Electric Choke
- ☐ Emergency Flashers
- ☐ Fan Relay Activation Power
- ☐ Fused Power Source
- ☐ Headlights
- ☐ Horn (Relay)
- ☐ Ignition Coil
- ☐ Instrument Panel Lighting & Gauges*
- ☐ Park Lights
- ☐ Radio/Clock (Constant & Switched)
- ☐ Starting
- ☐ Tail Lights
- ☐ Third Brake Light
- ☐ Turn Signals
- ☐ Wipers



*Includes wires for:
Fuel Gauge
Oil Gauge
Tachometer
Temperature Gauge
Voltmeter

This 21 circuit kit is adaptable to fit the 1960's, 70s, or 80s GM, Ford, and Chrysler muscle cars where a bulkhead connector is required. Some minor firewall/bulkhead modification may be required. Please be sure to check out all of our harnesses in this section, as we may have an offering for a more direct fit harness for your vehicle. Included with this harness are the following parts; GM turn signal & column mounted ignition switch connectors; pre wired plugs for the headlights & dimmer switch; and each wire is custom printed with the circuit identification as well as using GM color codes for easy installation.

20103 - 21 Circuit Classic Customizable Muscle Car Harness

AMERICAN MADE



AMERICAN PROUD



GM Column Ignition
Switch Connection



In-Dash Ignition
Switch Connection



See Page 88 For Info

Painless Pro Solutions

Ground Strap Kits

No matter the application, you're not going anywhere unless you've got good grounds! Bad grounds are the number one problem in automotive electrical issues. Eliminate those electrical gremlins with a new set of Painless ground straps today!



PAINLESS
PERFORMANCE PRODUCTS



Do you have a 1960's, 70s, or 80s GM, Ford, or Chrysler muscle car that has power options or you're looking to add them? This 28 circuit kit will complete your project. It's adaptable to fit vehicles where a bulkhead connector is required. Some minor firewall/bulkhead modification may be required. Please be sure to check out all of our harnesses in this section, as we may have an offering for a more direct fit harness for your vehicle. Included with this harness are the following parts; GM turn signal & column mounted ignition switch connectors; pre wired plugs for the headlights & dimmer switch; and each wire is custom printed with the circuit identification as well as using GM color codes for easy installation.

20104 - 28 Circuit Classic-Plus Customizable Muscle Car Harness



GM Column Ignition Switch Connection



In-Dash Ignition Switch Connection

Stay up to date on everything Painless!



See Page 78-82 For Info

Painless Pro Solutions

Relay Kits

Are you blowing fuses and melting switches? Using relays could be your answer. High amperage circuits are best utilized with one of our simple relay kits!

Includes Circuits For:

- ☐ A/C and Heat
- ☐ Accessory
- ☐ Accessory / Cigarette Lighter
- ☐ Accessory / Trunk Light
- ☐ Backup Lights
- ☐ Brake Lights
- ☐ Charging
- ☐ Cruise Control
- ☐ Dome Light
- ☐ Electric Choke
- ☐ Electric Fuel Pump
- ☐ Emergency Flashers
- ☐ Fan Relay Activation Power
- ☐ Fused Power Source
- ☐ Headlights
- ☐ Horn (Relay)
- ☐ Ignition Coil
- ☐ Instrument Panel Lighting & Gauges*
- ☐ Park Lights
- ☐ Power Antenna
- ☐ Power Door Locks
- ☐ Power Windows
- ☐ Radio/Clock (Constant & Switched)*
- ☐ Starting
- ☐ Tail Lights
- ☐ Third Brake Light
- ☐ Turn Signals
- ☐ Wipers



*Includes wires for:
Fuel Gauge
Oil Gauge
Speakers
Tachometer
Temperature Gauge
Voltmeter

Customizable 1969-74 GM Muscle Car

CHASSIS
HARNESSES

PAINLESS
PERFORMANCE PRODUCTS

GUARANTEED
PAINLESS
FOR LIFE!



Includes Circuits For:

- ☐ A/C and Heat
- ☐ Accessory / Cigarette Lighter
- ☐ Accessory / Trunk Light
- ☐ Backup Lights
- ☐ Brake Lights
- ☐ Charging
- ☐ Dome Light & Courtesy Lights
- ☐ Electric Choke
- ☐ Electric Fuel Pump
- ☐ Emergency Flashers
- ☐ Fan Relay Activation Power
- ☐ Fused Power Source
- ☐ Headlights
- ☐ Horn (Relay)
- ☐ Ignition Coil
- ☐ Instrument Panel Lighting & Gauges*
- ☐ Park Lights
- ☐ Power Door Locks
- ☐ Power Windows
- ☐ Radio/Clock (Constant & Switched)*
- ☐ Starting
- ☐ Tail Lights & License Plate Light
- ☐ Third Brake Light
- ☐ Turn Signals
- ☐ Wipers & Washer Pump

*Includes wires for:
Cigarette Lighter Light
Brake Warning Light
Fuel Gauge
Generator Light
Oil Gauge
Speakers
Tachometer
Temperature Gauge
Voltmeter



This 25 circuit harness was designed to fit 1969-1974 GM muscle cars. This harness features a pre-wired factory style bulkhead connector that plugs directly into the back of the fuse block in the factory location. Factory original quick connect terminals are included for the in dash printed circuit board. Pre-terminated plugs for a column mounted ignition switch, dimmer switch, headlights & headlight switch, blower motor, wiper motor, and turn signal switch. Included with this harness you'll also find a detailed manual and each wire is custom printed with the circuit identification as well as using GM color codes for easy installation.

20102 - 25 Circuit Classic-Plus Customizable 1969-74 GM Muscle Car Chassis Harness



GM Column Ignition
Switch Connection

Replacement Engine Harness

11 circuit for underhood section of Painless GM chassis harness 20102. Does not include the bulkhead connector. Note: Will not fit factory GM harness.

21001 - only for 20102



Includes Circuits For:


- ☐ A/C and Heat
- ☐ Charging
- ☐ Electric Choke
- ☐ Fan Relay Activation Power
- ☐ Front Park Lights
- ☐ Front Turn Signals
- ☐ Headlights
- ☐ Horn (Relay)
- ☐ Ignition Coil
- ☐ Starting
- ☐ Wipers & Washer Pump
- ☐ Fused Power Source

*Includes wires for:
Cigarette Lighter Light
Brake Warning Light
Fuel Gauge
Generator Light
Oil Gauge
Speakers
Tachometer
Temperature Gauge
Voltmeter

Direct Fit 1968-1972 Chevelle

PAINLESS
PERFORMANCE PRODUCTS

CHASSIS
HARNESSES



This harness gives you everything you need and more! Not only are there provisions for connecting standard factory components, we also provide what you will need for aftermarket components. Including options like a console sub-harness, a gauge cluster pigtail for the SS and base model, and even a fully integrated ground circuit. These harnesses follow all of the same routing found on the factory harness which allows you to utilize the factory harness attachment points. Extra length has even been added to even allow the headlight section to be routed behind the driver side inner fender for a cleaner look. Also included is a 130+ page manual full of color schematics, photos, and step-by-step instructions!

- Numerous components have the connectors and terminals pre-installed to make connections plug-n-play
- All exterior lights have the correct sockets and bulbs pre-installed
- 6 gauge charge wire and 150 amp MIDI fuse (replaces fusible link)
- Fully integrated ground circuit
- 130+ page manual full of color schematics, photos, and step-by-step instructions

Note: Options not supported in these harnesses are: wiring for the TCS relay for turbo 400 transmissions, wiring for the factory power window/locks, and factory A/C wiring. These harnesses do include the switch power wire for the factory power window/locks and A/C. These harnesses do include a new blower motor harness for those with heat only systems.

20128 - 26 Circuit Direct Fit
1968 Chevrolet Chevelle / Malibu Harness

20129 - 26 Circuit Direct Fit
1969 Chevrolet Chevelle / Malibu Harness

20130 - 26 Circuit Direct Fit
1970-72 Chevrolet Chevelle / Malibu Harness



GM Column Ignition
Switch Connection



Includes Circuits For:

- ☐ A/C and Heat
- ☐ Accessory / Cigarette Lighter
- ☐ Backup Lights
- ☐ Brake Lights
- ☐ Charging
- ☐ Courtesy & Dome Light
- ☐ Cowl Hood Solenoid
- ☐ Electric Choke
- ☐ Electric Fuel Pump
- ☐ Emergency Flashers
- ☐ Fused Power Source
- ☐ Glove Box Light
- ☐ Headlights
- ☐ Horn (Relay)
- ☐ Ignition Coil
- ☐ Instrument Panel Lighting & Gauges*
- ☐ Park Lights
- ☐ Power Door Locks
- ☐ Power Windows
- ☐ Radio/Clock (Constant & Switched)*
- ☐ Starting
- ☐ Tail Lights & License Plate Light
- ☐ Trunk Light
- ☐ Turn Signals
- ☐ Under Hood Light
- ☐ Wipers & Washer Pump



*Includes wires for:
Aftermarket Gauge Power
Brake Warning Light
Fuel Gauge
Gear Indicator Light
Oil Gauge
Tachometer
Temperature Gauge
Voltmeter

Customizable 1967-68 Camaro/Firebird

CHASSIS
HARNESSES

PAINLESS
PERFORMANCE PRODUCTS

GUARANTEED
PAINLESS
FOR LIFE!



Includes Circuits For:

- ☐ A/C and Heat
- ☐ Accessory / Cigarette Lighter
- ☐ Accessory / Trunk Light
- ☐ Backup Lights
- ☐ Brake Lights
- ☐ Charging
- ☐ Dome Light & Courtesy Lights
- ☐ Electric Choke
- ☐ Electric Fuel Pump
- ☐ Emergency Flashers
- ☐ Fan Relay Activation Power
- ☐ Fused Power Source
- ☐ Headlights
- ☐ Horn (Relay)
- ☐ Ignition Coil
- ☐ Instrument Panel Lighting & Gauges*
- ☐ Park Lights
- ☐ Power Door Locks
- ☐ Power Windows
- ☐ Radio / Clock (Constant & Switched)*
- ☐ Starting
- ☐ Tail Lights & License Plate Light
- ☐ Third Brake Light
- ☐ Turn Signals
- ☐ Wipers & Washer Pump

*Includes wires for:
Cigarette Lighter Light
Brake Warning Light
Fuel Gauge
Generator Light
Oil Gauge
Speakers
Tachometer
Temperature Gauge
Voltmeter



This 24 circuit harness is designed for the 1967 and 1968 Camaro & Firebird. It uses a '69 and newer style bulkhead connector design along with blade fuses and enough circuits to wire up just about any installed upgrade to your 1st generation F-body. Some minor firewall/bulkhead modification required. Factory original quick connect terminals are included for the in dash printed circuit board. Pre-terminated plugs for a dimmer switch, headlights & headlight switch, blower motor, wiper motor, and turn signal switch. Included with this harness you'll also find a detailed manual and each wire is custom printed with the circuit identification as well as using GM color codes for easy installation.

20101 - 24 Circuit Classic-Plus Customizable 1967-68 Camaro/Firebird Harness



Replacement Engine Harness

11 circuit for underhood section of Painless GM chassis harness 20101. Does not include the bulkhead connector. Note: Will not fit factory GM harness.

21000 - only for 20102



Headlight Door Harness

1967 Camaro headlight door harness. Designed specifically for the 1967 RS. Required when installing a 20101 in your '67 RS Camaro. **30818**

Includes Circuits For:

- ☐ A/C and Heat
- ☐ Charging
- ☐ Fan Relay Activation Power
- ☐ Front Park Lights
- ☐ Front Turn Signals
- ☐ Headlights
- ☐ Horn (Relay)
- ☐ Ignition Coil
- ☐ Starting
- ☐ Wipers & Washer Pump
- ☐ Fused Power Source


*Includes wires for:
Cigarette Lighter Light
Brake Warning Light
Fuel Gauge
Generator Light
Oil Gauge
Speakers
Tachometer
Temperature Gauge
Voltmeter

Direct Fit 1969 Camaro



PAINLESS
PERFORMANCE PRODUCTS

CHASSIS
HARNESSES



AMERICAN MADE



AMERICAN PROUD

Your most complete '69 Camaro Harness! Featuring 26 circuits with virtually every connector installed on the harness out of the box. This harness covers all common options and even features a fully integrated ground circuit. Included are provisions for the RS headlights and taillights, cowl hood, and even a complete console harness! Installing the harness is made clear with an included 120+ page manual full of color schematics, photos, and step-by-step instructions!

- Numerous components have the connectors and terminals pre-installed to make connections plug-n-play
- All exterior lights have the correct sockets and bulbs pre-installed
- 6 gauge charge wire and 150 amp MIDI fuse (replaces fusible link)
- Fully integrated ground circuit
- 120+ page manual full of color schematics, photos, and step-by-step instructions

NOTE: Factory A/C wiring is not included. These harnesses do include the power wire for the A/C switch to make it as easy as plugging in your original A/C harness, an aftermarket reproduction harness, or an aftermarket A/C system. These harnesses do include a new blower motor harness for those with heat only systems.

**20202- 26 Circuit Direct Fit
1969 Chevrolet Camaro Harness**



GM Column Ignition
Switch Connection



Includes Circuits For:

- ☐ Accessory
- ☐ Accessory / Cigarette Lighter
- ☐ Accessory / RS/SS Headlight Covers
- ☐ Backup Lights
- ☐ Blower Motor
- ☐ Brake Lights
- ☐ Charging
- ☐ Dome Light & Courtesy Lights
- ☐ Electric Choke
- ☐ Electric Fuel Pump
- ☐ Emergency Flashers
- ☐ Fan Relay Activation Power
- ☐ Fused Power Source
- ☐ Glove Box Light
- ☐ Headlights
- ☐ Horn (Relay)
- ☐ Ignition Coil
- ☐ Instrument Panel Lighting & Gauges*
- ☐ Park Lights
- ☐ Power Door Locks
- ☐ Power Windows
- ☐ Radio / Clock (Constant & Switched)*
- ☐ Starting
- ☐ Tail Lights & License Plate Light
- ☐ Turn Signals
- ☐ Wipers & Washer Pump



*Includes wires for:
Aftermarket Gauge Power
Ammeter
Brake Warning Light
Fuel Gauge
Gear Indicator Light
Oil Gauge
Tachometer
Temperature Gauge
Voltmeter

Direct Fit 1970-81 Camaro

CHASSIS
HARNESSES

PAINLESS
PERFORMANCE PRODUCTS

GUARANTEED
PAINLESS
FOR LIFE!



Includes Circuits For:

- ☐ Accessory
- ☐ Accessory / Cigarette Lighter
- ☐ Backup Lights
- ☐ Blower Motor
- ☐ Brake Lights
- ☐ Charging
- ☐ Dome Light & Courtesy Lights
- ☐ Electric Choke
- ☐ Electric Fuel Pump
- ☐ Emergency Flashers
- ☐ Fused Power Source
- ☐ Glove Box Light
- ☐ Headlights
- ☐ Horn (Relay)
- ☐ Ignition Coil
- ☐ Instrument Panel Lighting & Gauges*
- ☐ Park Lights
- ☐ Power Door Locks
- ☐ Power Windows
- ☐ Radio / Clock (Constant & Switched)*
- ☐ Seat Belt Lights
- ☐ Starting
- ☐ Tail Lights & License Plate Light
- ☐ Turn Signals
- ☐ Under Hood Light
- ☐ Wipers & Washer Pump



*Includes wires for:
Aftermarket Gauge Power
Brake Warning Light
Fuel Gauge
Gear Indicator Light
Key Buzzer
Oil Gauge
Tachometer
Temperature Gauge
Voltmeter

These 26 circuit Direct Fit 2nd Gen Camaro harnesses have virtually every connector installed on the harness out of the box. These harnesses are split into three sections (engine, interior, & rear) and features a fully integrated ground circuit. You'll find many upgrades in these harnesses such as a 4 gauge charge wire and a 150 amp midi fuse (replaces fusible link). Included is a 150+ page full color step by step manual that also covers many alternative wiring options and each wire is custom printed with the circuit identification as well as using GM color codes for easy installation.

NOTE: Factory A/C wiring is not included, as this option seemed to almost change year to year. These harnesses do include the power wire for the A/C switch to make it as easy as plugging in your original A/C harness, an aftermarket reproduction harness, or an aftermarket A/C system. These harnesses do include a new blower motor harness for those with heat only systems.

**20112 - 26 Circuit Direct Fit
1970-73 Camaro Harness**

**20113 - 26 Circuit Direct Fit
1974-77 Camaro Harness**

**20114 - 26 Circuit Direct Fit
1978-81 Camaro Harness**



GM Column Ignition
Switch Connection



AMERICAN MADE

AMERICAN PROUD



Gen II Camaro Power Window & Door Lock Harness

Second Gen Camaros can have major window and door lock issues from inferior original wiring. We've included additional relays to save your switches, all new premium connectors and hi-temp wiring for maximum reliability. GM color coded, direct plug-in.

30715 - 1970-81 Camaro Power Window and Door Lock Sub-Harness



PowerBraid & ClassicBraid Wire Loom Kits

Finish the installation job right with our complete PowerBraid or ClassicBraid kit for use with any of the following 2nd gen Camaro harnesses: 20112, 20113, or 20114. Contains all the appropriate diameter wire wrap, ties, and tape.

See page 73 for our full line of PowerBraid and ClassicBraid.

70923 - PowerBraid 2nd GEN Camaro Kit

Includes: 41' of 1/8", 70' of 1/4", 33' of 1/2", 2' of 3/4", 2' of 1" (for harness part #'s 20112/20113/20114)

70973 - ClassicBraid 2nd GEN Camaro Kit

Includes: 41' of 1/8", 70' of 1/4", 33' of 1/2", 2' of 3/4", 2' of 1" (for harness part #'s 20112/20113/20114)



Universal ground strap kits:

4 Piece kit includes (1) 14" 1/0 heavy duty ground strap, (3) 11" 10 gauge ground straps and self tapping screws.

40140

Single 1/0 heavy duty 14" ground strap.

40141

Single 10 gauge heavy duty 11" ground strap and (2) 1/4 self tapping screws for mounting.

40142



**Stay up to date on
everything Painless!**




Classic Tri-Five Chevy

CHASSIS
HARNESSES

PAINLESS
PERFORMANCE PRODUCTS

GUARANTEED
PAINLESS
FOR LIFE!



Includes Circuits For:

- ☐ A/C and Heat
- ☐ Accessory / Cigarette Lighter
- ☐ Backup Lights
- ☐ Brake Lights
- ☐ Charging
- ☐ Dome Light
- ☐ Electric Choke
- ☐ Emergency Flashers
- ☐ Fan Relay Activation Power
- ☐ Fused Power Source
- ☐ Headlights
- ☐ Horn (Relay)
- ☐ Ignition Coil
- ☐ Instrument Panel Lighting & Gauges*
- ☐ Park Lights
- ☐ Radio / Clock (Constant & Switched)*
- ☐ Starting
- ☐ Tail Lights
- ☐ Third Brake Light
- ☐ Turn Signals
- ☐ Wipers



*Includes wires for:
Fuel Gauge
Oil Gauge
Tachometer
Temperature Gauge
Voltmeter

This 21 circuit kit is designed to fit the 1955-1957 "Tri-Five Chevy". This harness features a factory location Painless mounting plate for the fuse block, and dash & turn signal connectors. Included with this harness you will also find pre wired plugs for the headlights and each wire is custom printed with the circuit identification as well as using GM color codes for easy installation.

20107 - 21 Circuit Classic Tri-Five Chevy Chassis Harness

AMERICAN MADE



AMERICAN PROUD



In-Dash Ignition
Switch Connection




Classic-Plus Tri-Five Chevy



PAINLESS
PERFORMANCE PRODUCTS

CHASSIS
HARNESSES



This 28 circuit kit is designed to fit the 1955-1957 "Tri-Five Chevy" and includes additional circuits for power options and accessories. This harness features a factory location Painless mounting plate for the fuse block, and dash & turn signal connectors. Included with this harness you will also find pre wired plugs for the headlights and each wire is custom printed with the circuit identification as well as using GM color codes for easy installation.

20106 - 28 Circuit Classic-Plus Tri-Five Chevy Chassis Harness



In-Dash Ignition
Switch Connection



Pro's Tip from Randy Clark

"One of the most common items overlooked in automotive wiring is having insufficient chassis and body grounds."

See page 88 for ground strap kits

Includes Circuits For:

- ☐ AC & Heat
- ☐ Accessory
- ☐ Accessory / Cigarette Lighter
- ☐ Accessory / Trunk Light
- ☐ Backup Lights
- ☐ Brake Lights
- ☐ Charging
- ☐ Cruise Control
- ☐ Dome Light
- ☐ Electric Choke
- ☐ Electric Fuel Pump
- ☐ Emergency Flashers
- ☐ Fan Relay Activation Power
- ☐ Fused Power Source
- ☐ Headlights
- ☐ Horn (Relay)
- ☐ Ignition Coil
- ☐ Instrument Panel Lighting & Gauges*
- ☐ Park Lights
- ☐ Power Antenna
- ☐ Power Door Locks
- ☐ Power Windows
- ☐ Radio / Clock (Constant & Switched)*
- ☐ Starting
- ☐ Tail Lights
- ☐ Third Brake Light
- ☐ Turn Signals
- ☐ Wipers




*Includes wires for:
Aftermarket Gauge Power
Ammeter
Brake Warning Light
Fuel Gauge
Gear Indicator Light
Oil Gauge
Tachometer
Temperature Gauge
Voltmeter

Direct Fit 1966-67 Chevy II/Nova

CHASSIS HARNESS

PAINLESS
PERFORMANCE PRODUCTS

GUARANTEED
PAINLESS
FOR LIFE!



Includes Circuits For:

- ☐ A/C and Heat
- ☐ Accessory / Cigarette Lighter
- ☐ Backup Lights
- ☐ Brake Lights
- ☐ Charging
- ☐ Dome Light
- ☐ Electric Choke
- ☐ Emergency Flashers
- ☐ Fan Relay Activation Power
- ☐ Fused Power Source
- ☐ Glove Box Light
- ☐ Headlights
- ☐ Horn (Relay)
- ☐ Ignition Coil
- ☐ Instrument Panel Lighting & Gauges*
- ☐ Park Lights
- ☐ Radio / Clock (Constant & Switched)*
- ☐ Starting
- ☐ Tail Lights & License Plate Light
- ☐ Turn Signals
- ☐ Wipers



*Includes wires for:
Brake Warning Light
Charge Light
Fuel Gauge
Oil Gauge
Tachometer
Temperature Gauge

This 21 circuit Direct Fit Chevy II/Nova harness has many of the factory connectors already installed on the harness out of the box. Including: the headlight connectors & switch, fuel gauge connector, dimmer switch, brake switch, heater switch, blower resistor, wiper switch, backup switch, horn, dash light sockets, and warning light sockets. This harness is split into three sections (engine, interior, & rear) for easy installation and troubleshooting. You'll also find in this kit a harness for the factory air, a high output alternator pigtail with the connector installed, two door jam switches, 12 instrument panel light bulbs, eight harness mounting clamps, a custom Painless mounting plate for the fuse block, and each wire is custom printed with the circuit identification as well as using GM color codes for easy installation.

20110 - 21 Circuit Direct Fit 1966-67 Chevy II/Nova Chassis Harness



Stay up to date on
everything Painless!



Painless Pro Solutions

GM Column Installation Kit

Are you looking to put an aftermarket column in your vehicle? This kit has all the plugs and terminals for using a GM keyed aftermarket steering column. It contains two ignition switch connectors, two turn signal connectors and one dimmer switch connector and terminals for each.



30806 - Installation Kit

Customizable Mopar Color Coded



PAINLESS
PERFORMANCE PRODUCTS

GUARANTEED
PAINLESS
FOR LIFE!

AMERICAN MADE



AMERICAN PROUD

CHASSIS
HARNESSES

This customizable 21 circuit harness can be used in almost any application where you want Mopar color coded wires. This harness eliminates the troublesome bulkhead connector, and uses our unique covered micro-fuse block. Also featured is an auxiliary circuit with a 20 amp relay for accessories such as fog lights, or an electric fuel pump. Each wire is custom printed with the circuit identification as well as using Mopar color codes for easy installation.

10127 - 21 Circuit Customizable Mopar Color Coded Chassis Harness



Includes Circuits For:

- ☐ AC & Heat
- ☐ Accessory (Relay)
- ☐ Backup Lights
- ☐ Brake Lights
- ☐ Charging
- ☐ Dome Light
- ☐ Electric Choke
- ☐ Emergency Flashers
- ☐ Fan Relay Activation Power
- ☐ Fused Power Source
- ☐ Headlights
- ☐ Horn (Relay)
- ☐ Ignition Coil
- ☐ Instrument Panel Lighting & Gauges*
- ☐ Park Lights
- ☐ Radio / Clock (Constant & Switched)*
- ☐ Starting
- ☐ Tail Lights & License Plate Light
- ☐ Third Brake Light
- ☐ Turn Signals
- ☐ Wipers



*Includes wires for:
Fuel Gauge
Gear Indicator Light
Oil Gauge
Tachometer
Temperature Gauge
Voltmeter



Pro's Tip from Stacey David

"When remote mounting your battery, don't forget to upgrade your alternator and battery cables too"


See page 88 for remote cable kits

Customizable Ford Color Coded

CHASSIS HARNESS

PAINLESS
PERFORMANCE PRODUCTS

GUARANTEED
PAINLESS
FOR LIFE!



Includes Circuits For:

- ☐ AC & Heat
- ☐ Accessory (Relay)
- ☐ Backup Lights
- ☐ Brake Lights
- ☐ Charging
- ☐ Dome Light & Courtesy Lights
- ☐ Electric Choke
- ☐ Emergency Flashers
- ☐ Fan Relay Activation Power
- ☐ Fused Power Source
- ☐ Headlights
- ☐ Horn (Relay)
- ☐ Ignition Coil
- ☐ Instrument Panel Lighting & Gauges*
- ☐ Park Lights
- ☐ Radio / Clock (Constant & Switched)*
- ☐ Starting
- ☐ Tail Lights & License Plate Light
- ☐ Third Brake Light
- ☐ Turn Signals
- ☐ Wipers



*Includes wires for:
Brake Warning Light
Fuel Gauge
Gear Indicator Light
Oil Gauge
Tachometer
Temperature Gauge
Voltmeter

This customizable 21 circuit harness can be used in almost any application where you want Ford color coded wires. This harness uses our unique covered micro-fuse block. Also featured is an auxiliary circuit with 20 amp relay for accessories such as fog lights, or an electric fuel pump. Each wire is custom printed with the circuit identification as well as using Ford color codes for easy installation.

10123 - 21 Circuit Customizable Ford Color Coded Chassis Harness



Ford 3G Alternator Wiring Kit

Contains everything needed to connect to a 3G alternator: 8' of 6 gauge charge wire, pre-terminated harness with the correct connectors, 150 amp inline fuse, an assortment of weather proof splices, and detailed color instructions.

30831

AMERICAN MADE



AMERICAN PROUD

Painless Pro Solutions



See Page 73 For Info

ClassicBraid & PowerBraid Wire Loom


Don't leave your wires unprotected! The easy to install split loom design is the perfect solution to clean up and protect the wiring in your vehicle. The ClassicBraid has a classic show car look similar to cloth. While the PowerBraid gives you a high performance nylon look.

Direct Fit 1965-70 Mustang

PAINLESS
PERFORMANCE PRODUCTS

CHASSIS
HARNESSES

GUARANTEED
PAINLESS
FOR LIFE!



These 22 circuit direct fit 1965-1970 Mustang harnesses have many of the factory connectors already installed on the harness out of the box. These harnesses use our unique covered micro-fuse block. Also featured is an auxiliary circuit with 20 amp relay for accessories such as fog lights, or an electric fuel pump. Each wire is custom printed with the circuit identification as well as using Ford color codes for easy installation.

20120 - 22 Circuit Direct Fit
1965-66 Mustang Chassis Harness

20121 - 22 Circuit Direct Fit
1967-68 Mustang Chassis Harness

20122 - 22 Circuit Direct Fit
1969-70 Mustang Chassis Harness



Duraspark II Harness

Upgrade from your old points type ignition to a Duraspark II electronic ignition system with this plug-in harness.

30812

**Stay up to date on
everything Painless!**



Includes Circuits For:

- ☐ AC & Heat
- ☐ Accessory / Cigarette Lighter
- ☐ Accessory (Relay)
- ☐ Backup Lights
- ☐ Brake Lights
- ☐ Charging
- ☐ Courtesy & Dome Lights
- ☐ Electric Choke
- ☐ Emergency Flashers
- ☐ Fan Relay Activation Power *1
- ☐ Fused Power Source
- ☐ Glove Box Light
- ☐ Headlights
- ☐ Horn (Relay)
- ☐ Ignition Coil
- ☐ Instrument Panel Lighting & Gauges*
- ☐ Park Lights
- ☐ Radio / Clock (Constant & Switched)
- ☐ Starting
- ☐ Tail Lights & License Plate Light
- ☐ Trunk Lights *2
- ☐ Turn Signals
- ☐ Wipers & Washer Pump




*Includes wires for:
Aftermarket Tachometer *2
Ammeter
Brake Warning Light *2
Fuel Gauge
Gear Indicator Light *3
Oil Gauge
Tachometer
Temperature Gauge
Voltmeter

1. Only available on 20120
2. Only available on 20121 & 20122
3. Only available on 20122

Classic Customizable Pickup

CHASSIS
HARNESSES

PAINLESS
PERFORMANCE PRODUCTS



Includes Circuits For:

- ☐ A/C and Heat
- ☐ Accessory / Cigarette Lighter
- ☐ Backup Lights
- ☐ Brake Lights
- ☐ Charging
- ☐ Dome Light
- ☐ Electric Choke
- ☐ Emergency Flashers
- ☐ Fan Relay Activation Power
- ☐ Fused Power Source
- ☐ Headlights
- ☐ Horn (Relay)
- ☐ Ignition Coil
- ☐ Instrument Panel Lighting & Gauges*
- ☐ Park Lights
- ☐ Radio/Clock (Constant & Switched)
- ☐ Starting
- ☐ Tail Lights
- ☐ Third Brake Light
- ☐ Turn Signals
- ☐ Wipers



*Includes wires for:
Fuel Gauge
Oil Gauge
Tachometer
Temperature Gauge
Voltmeter

This is our customizable 21 circuit pickup chassis harness. You'll find that the ample wire lengths make this kit especially suited for trucks with long beds and extended cabs. We offer two versions, one with the GM column mounted ignition switch connector and one without. Included with this harness are the following parts; a GM engineered fuse block & Painless mounting bracket; GM turn signal connectors; pre wired plugs for the headlights & dimmer switch; and each wire is custom printed with the circuit identification as well as using GM color codes for easy installation.

10103 - 21 Circuit Classic Customizable Pickup Chassis Harness - GM Keyed Column



GM Column Ignition
Switch Connection

10104 - 21 Circuit Classic Customizable Pickup Chassis Harness - Non GM Keyed Column



In-Dash Ignition
Switch Connection

AMERICAN MADE



AMERICAN PROUD



Pro's Tip from Stacey David

"Don't just upgrade a fuse when adding more accessories to a circuit. You'll want to use one of the Painless auxiliary circuit blocks."

See page 90 for more information

Classic-Plus Customizable Pickup



PAINLESS
PERFORMANCE PRODUCTS

AMERICAN MADE



AMERICAN PROUD

CHASSIS
HARNESSES


This 28 circuit kit will provide you with all those power accessory circuits you have been looking to add to your pickup chassis. You'll find that the ample wire lengths make this kit especially suited for trucks with long beds and extended cabs. It is available with or without the GM column mounted ignition switch connector. Included with this harness are the following parts; a GM engineered fuse block & Painless mounting bracket; GM turn signal connectors; pre wired plugs for the headlights & dimmer switch; and each wire is custom printed with the circuit identification as well as using GM color codes for easy installation.

10203 - 28 Circuit Classic-Plus Customizable Pickup Chassis Harness -GM Keyed Column



GM Column Ignition
Switch Connection

10204 - 28 Circuit Classic-Plus Customizable Pickup Chassis Harness - Non GM Keyed Column



In-Dash Ignition
Switch Connection

Stay up to date on
everything Painless!



See Page 88 For Info

Painless Pro Solutions

Ground Strap Kits

No matter the application, you're not going anywhere unless you've got good grounds! Bad grounds are the number one problem in automotive electrical issues. Eliminate those electrical gremlins with a new set of Painless ground straps today!

Includes Circuits For:

- ☐ A/C and Heat
- ☐ Accessory
- ☐ Accessory / Cigarette Lighter
- ☐ Accessory / Trunk Light
- ☐ Backup Lights
- ☐ Brake Lights
- ☐ Charging
- ☐ Cruise Control
- ☐ Dome Light
- ☐ Electric Choke
- ☐ Electric Fuel Pump
- ☐ Emergency Flashers
- ☐ Fan Relay Activation Power
- ☐ Fused Power Source
- ☐ Headlights
- ☐ Horn (Relay)
- ☐ Ignition Coil
- ☐ Instrument Panel Lighting & Gauges*
- ☐ Park Lights
- ☐ Power Antenna
- ☐ Power Door Locks
- ☐ Power Windows
- ☐ Radio/Clock (Constant & Switched)*
- ☐ Starting
- ☐ Tail Lights
- ☐ Third Brake Light
- ☐ Turn Signals
- ☐ Wipers




*Includes wires for:
Fuel Gauge
Oil Gauge
Speakers
Tachometer
Temperature Gauge
Voltmeter

Customizable 1963-66 Chevy/GMC Pickup

CHASSIS HARNESSES

PAINLESS
PERFORMANCE PRODUCTS

GUARANTEED
PAINLESS
FOR LIFE!



Includes Circuits For:

- ☐ A/C and Heat
- ☐ Accessory / Four Wheel Drive Switch
- ☐ Brake Lights
- ☐ Charging
- ☐ Dome Light
- ☐ Electric Choke
- ☐ Emergency Flashers
- ☐ Fan Relay Activation Power
- ☐ Fused Power Source
- ☐ Headlights
- ☐ Horn (Relay)
- ☐ Ignition Coil
- ☐ Instrument Panel Lighting & Gauges*
- ☐ Park Lights
- ☐ Radio / Clock (Constant & Switched)*
- ☐ Starting
- ☐ Tail Lights & License Plate Light
- ☐ Turn Signals
- ☐ Wipers



*Includes wires for:
Fuel Gauge Cab and Tank
Generator Light
Oil Gauge
Temperature Gauge

This 19 circuit 1963-1966 GMC/Chevy Pickup harness has many of the factory connectors already installed on the harness out of the box. Including: the headlight connectors & switch, dimmer switch, brake switch, wiper motor & switch, horn, dash light sockets & bulbs, and warning light sockets. This harness will work with single and dual dash turn signal indicators. Each wire is custom printed with the circuit identification as well as using GM color codes for easy installation.

10112 - 19 Circuit Classic Customizable 1963-66 GMC/Chevy Pickup Harness

AMERICAN MADE



AMERICAN PROUD




Customizable 1967-72 Chevy Pickup



PAINLESS
PERFORMANCE PRODUCTS

CHASSIS
HARNESSES



This 28 circuit 1967-1972 GMC/Chevy harness was designed to fit trucks, Blazers, and Suburbans. It features a factory style bulkhead connector and has many of the factory connectors already installed on the harness out of the box. Including: the headlight connectors & switch, dimmer switch, wiper motor, ignition switch, blower motor & switch, blower resistor, and instrument cluster. Each wire is custom printed with the circuit identification as well as using GM color codes for easy installation.

10206 - 28 Circuit Classic-Plus Customizable 1967-72 GM Pickup Truck Chassis Harness



GM Truck Courtesy Light Kit For 1967-72 Chevy/GMC trucks. 30708



Chevy A/C Harness

For 1967-72 designed to replace factory harness for the A/C/Heat system.
30901



Includes Circuits For:

- ☐ AC & Heat
- ☐ Accessory / Camper Cover Light
- ☐ Accessory / Cigarette Lighter
- ☐ Accessory / Four Wheel Drive Switch
- ☐ Backup Lights
- ☐ Brake Lights
- ☐ Charging
- ☐ Cruise Control
- ☐ Dome Light
- ☐ Electric Choke
- ☐ Electric Fuel Pump
- ☐ Emergency Flashers
- ☐ Fan Relay Activation Power
- ☐ Fused Power Source
- ☐ Headlights
- ☐ Horn (Relay)
- ☐ Ignition Coil
- ☐ Instrument Panel Lighting & Gauges*
- ☐ Park Lights
- ☐ Power Antenna
- ☐ Power Door Locks
- ☐ Power Windows
- ☐ Radio / Clock (Constant & Switched)
- ☐ Starting
- ☐ Tail Lights
- ☐ Third Brake Light
- ☐ Turn Signals
- ☐ Wipers & Washer Pump




*Includes wires for:
Ammeter
Brake Warning Light
Four Wheel Drive Light
Fuel Gauge
Generator Light
Oil Gauge
Tachometer
Temperature Gauge

Customizable 1973-87 GM Pickup Truck

CHASSIS HARNESSES

PAINLESS
PERFORMANCE PRODUCTS

GUARANTEED
PAINLESS
FOR LIFE!



Includes Circuits For:

- ☐ A/C and Heat
- ☐ Accessory / Camper Cover Light
- ☐ Accessory / Cigarette Lighter
- ☐ Accessory / Four Wheel Drive Switch
- ☐ Backup Lights
- ☐ Brake Lights
- ☐ Charging
- ☐ Cruise Control
- ☐ Dome Light & Courtesy Lights
- ☐ Electric Choke
- ☐ Electric Fuel Pump
- ☐ Emergency Flashers
- ☐ Fan Relay Activation Power
- ☐ Fused Power Source
- ☐ Headlights
- ☐ Horn (Relay)
- ☐ Ignition Coil
- ☐ Instrument Panel Lighting & Gauges*
- ☐ Park Lights
- ☐ Power Door Locks
- ☐ Power Windows
- ☐ Radio / Clock (Constant & Switched)*
- ☐ Starting
- ☐ Tail Lights
- ☐ Third Brake Light
- ☐ Turn Signals
- ☐ Wipers & Washer Pump

*Includes wires for:
Brake Warning Light
Four Wheel Drive Light
Fuel Gauge
Oil Gauge
Speakers
Tachometer
Temperature Gauge



This 27 circuit 1973-1987 GMC/Chevy harness was designed to fit trucks, Blazers, and Suburbans. It features a factory style bulkhead connector and has many of the factory connectors already installed on the harness out of the box. Including: the headlight connectors & switch, dimmer switch, wiper motor, ignition switch, blower motor & switch, blower resistor, and instrument cluster. Each wire is custom printed with the circuit identification as well as using GM color codes for easy installation.

10205 - 27 Circuit Classic-Plus Customizable 1973-87 GM Pickup Truck Chassis Harness



GM Column Ignition
Switch Connection

AMERICAN MADE



AMERICAN PROUD



Pro's Tip from Randy Clark

"Never use wire nuts when wiring anything except your home. Even the tightest wire nuts will tend to loosen up over time leading to a possibility of a fire."

Direct Fit 1967-77 Ford F-Series Truck



PAINLESS
PERFORMANCE PRODUCTS

CHASSIS
HARNESSES



These 21 circuit direct fit 1967 - 1977 Ford F-Series Ford truck harness are the perfect upgrade. They use many of the factory connections that are already pre-terminated. Also featured is our unique covered micro-fuse block with a 20 amp auxiliary relay circuit for accessories such as fog lights, or an electric fuel pump. Included in the 10118 kit are brand new headlight, ignition, dimmer, wiper and brake switches. Each wire is custom printed with the circuit identification as well as using Ford color codes for easy installation.

10117 - 21 Circuit Direct Fit 1967-77 F-Series Ford Truck Harness without Switches

10118 - 21 Circuit Direct Fit 1967-77 F-Series Ford Truck Harness with Switches



Duraspark II Harness

Upgrade from your old points type ignition to a Duraspark II electronic ignition system with this plug-in harness.

30812



Ford 3G Alternator Wiring Kit

Contains everything needed to connect to a 3G alternator: 8' of 6 gauge charge wire, pre-terminated harness with the correct connectors, 150 amp inline fuse, an assortment of weather proof splices, and detailed color instructions.

30831

Includes Circuits For:

- ☐ A/C & Heat
- ☐ Accessory (Relay)
- ☐ Accessory / Cigarette Lighter
- ☐ Backup Lights
- ☐ Brake Lights
- ☐ Cargo Lamp
- ☐ Charging
- ☐ Dome Light
- ☐ Electric Choke
- ☐ Emergency Flashers
- ☐ Fused Power Source
- ☐ Headlights
- ☐ Horn (Relay)
- ☐ Ignition Coil
- ☐ Instrument Panel Lighting & Gauges*
- ☐ Park Lights
- ☐ Radio / Clock (Constant & Switched)*
- ☐ Starting
- ☐ Tail Lights & License Plate Light
- ☐ Turn Signals
- ☐ Wipers & Washer Pump



*Includes wires for:
Ammeter
Brake Warning Light
Four Wheel Drive Light
Fuel Gauge
Oil Gauge
Tachometer
Temperature Gauge

Direct Fit 1966-77 Bronco

CHASSIS
HARNESSES

PAINLESS
PERFORMANCE PRODUCTS

GUARANTEED
PAINLESS
FOR LIFE!



Includes Circuits For:

- ☐ A/C and Heat
- ☐ Accessory #1 B+
- ☐ Accessory #2 B+
- ☐ Accessory #3 B+
- ☐ Accessory #4 B+
- ☐ Accessory #5 Switched B+
- ☐ Accessory #6 Switched B+
- ☐ Accessory #7 Switched B+
- ☐ Accessory #8 Switched B+
- ☐ Accessory #9 Switched B+ in ACC. Pos.
- ☐ Backup Lights
- ☐ Brake Lights
- ☐ Charging
- ☐ Cigarette Lighter
- ☐ Dome Light & Courtesy Lights
- ☐ Electric Choke
- ☐ Emergency Flashers
- ☐ Fused Power Source
- ☐ Headlights
- ☐ Horn (Relay)
- ☐ Ignition Coil
- ☐ Instrument Panel Lighting & Gauges*
- ☐ Park Lights
- ☐ Radio / Clock (Constant & Switched)*
- ☐ Starting
- ☐ Tail Lights & License Plate Light
- ☐ Turn Signals
- ☐ Wipers & Washer Pump



*Includes wires for:
Aftermarket Tachometer
Ammeter
Brake Warning Light
Fuel Gauge
Fuel Tank Switch
Gear Indicator Light
Oil Gauge
Tachometer
Temperature Gauge

Designed with input from Bronco owners everywhere, this 28 circuit direct fit 1966-1977 Bronco harness sets a new standard in wiring. This harness includes a molded plastic glove box that not only replaces the factory cardboard one, it also mounts our weatherproof fuse block. You'll also find factory-style molded exterior light connectors, Ford turn signal connectors and a Ford dimmer switch connector. This harness has most of the factory connections already pre-terminated. The kit includes new wiper, headlight and ignition switches. Also included is an 80+ page full color step by step install manual with over 80 photos, drawings and harness schematics. Each wire is custom printed with the circuit identification as well as using Ford color codes for easy installation.

10113 - 28 Circuit Direct Fit 1966-77 Bronco Harness with switches

10114 - 28 Circuit Direct Fit 1966-77 Bronco Harness without switches



In-Dash Ignition
Switch Connection

Duraspark II Harness

Upgrade from your old points type ignition to a Duraspark II electronic ignition system with this plug-in harness.
30812



Ford 3G Alternator Wiring Kit

Contains everything needed to connect to a 3G alternator: 8' of 6 gauge charge wire, pre-terminated harness with the correct connectors, 150 amp inline fuse, an assortment of weather proof splices, and detailed color instructions.
30831



PowerBraid Bronco Kit

Wire loom set to cover our Bronco chassis harness 10113
70922




Customizable 1975 & Earlier Jeep CJ



PAINLESS
PERFORMANCE PRODUCTS

CHASSIS
HARNESSES




This 22 circuit factory upgrade harness for 1975 & earlier CJ Jeeps uses the OEM style fuse block. Open ended wire leads allow for custom routing of wires. This harness routes the wires through a grommet in the bulkhead and the ignition switch is in the dash. Also included are pre-wired plugs for headlights. Each wire is custom printed with the circuit identification as well as using factory color codes for easy installation.

**10105 - 22 Circuit Classic Customizable
1975 & Earlier Jeep CJ Harness**

AMERICAN MADE



AMERICAN PROUD



See Page 88 For Info

Painless Pro Solutions

Ground Strap Kits

No matter the application, you're not going anywhere unless you've got good grounds! Bad grounds are the number one problem in automotive electrical issues. Eliminate those electrical gremlins with a new set of Painless ground straps today!

Includes Circuits For:

- ☐ A/C & Heat
- ☐ Accessory / Cigarette Lighter
- ☐ Backup Lights
- ☐ Brake Lights
- ☐ Charging
- ☐ Dome Light
- ☐ Electric Choke
- ☐ Emergency Flashers
- ☐ Fan Relay Activation Power
- ☐ Fused Power Source
- ☐ Headlights
- ☐ Horn (Relay)
- ☐ Ignition Coil
- ☐ Instrument Panel Lighting & Gauges*
- ☐ Park Lights
- ☐ Radio / Clock (Constant & Switched)*
- ☐ Starting
- ☐ Tail Lights
- ☐ Third Brake Light
- ☐ Turn Signals
- ☐ Underhood Light
- ☐ Wipers




*Includes wires for:
Brake Warning Light
Emergency Brake Light
Four Wheel Drive Light
Fuel Gauge
Oil Gauge
Tachometer
Temperature Gauge
Voltmeter

Customizable 1976-86 Jeep CJ

CHASSIS
HARNESSES

PAINLESS
PERFORMANCE PRODUCTS

GUARANTEED
PAINLESS
FOR LIFE!



Includes Circuits For:

- ☐ A/C & Heat
- ☐ Accessory / Cigarette Lighter
- ☐ Backup Lights
- ☐ Brake Lights
- ☐ Charging
- ☐ Dome Light
- ☐ Electric Choke
- ☐ Emergency Flashers
- ☐ Fan Relay Activation Power
- ☐ Fused Power Source
- ☐ Headlights
- ☐ Horn (Relay)
- ☐ Ignition Coil
- ☐ Instrument Panel Lighting & Gauges*
- ☐ Park Lights
- ☐ Radio / Clock (Constant & Switched)*
- ☐ Starting
- ☐ Tail Lights
- ☐ Third Brake Light
- ☐ Turn Signals
- ☐ Underhood Light
- ☐ Wipers



*Includes wires for:
Brake Warning Light
Emergency Brake Light
Four Wheel Drive Light
Fuel Gauge
Oil Gauge
Tachometer
Temperature Gauge
Voltmeter

This 22 circuit factory upgrade for 1976-86 CJ Jeeps uses the OEM style fuse block. Open ended wire leads allow for custom routing of wires. This harness is designed to be a customizable kit. This harness routes the wires through a bulkhead connector and the ignition switch is in the column. This kit includes GM column mounted ignition switch connectors and a GM column mounted turn signal switch connector pre-terminated and ready to install. Also included are pre-wired plugs for headlights and the dimmer switch. Each wire is custom printed with the circuit identification as well as using factory color codes for easy installation. If you are looking for a more direct fit please see Painless kit #10150.

**10106 - 22 Circuit Classic Customizable
1976-86 Jeep CJ Harness**

AMERICAN MADE




AMERICAN PROUD

**Stay up to date on
everything Painless!**



PAINLESS
PERFORMANCE PRODUCTS

CHASSIS
HARNESSES



This is our completely overhauled 21 circuit direct fit harness for 1976 to 1986 CJ Series Jeeps. Like your Jeep, this harness has undergone a "frame off restoration". We took our best-selling direct fit harness, read about any issues or problems our customers were having with them over the years and addressed each and every single solitary issue with it. Now, included in this brand new harness is a fully integrated ground circuit for every electrical component on these Jeeps. This is a critical addition for those of you with fiberglass bodies or those who might mistake mud as a good conductor. We've also added numerous connections and connectors to the harness including a pre-molded trailer connector, a charging system capable of handling up to 100 amp alternators and custom factory style molded taillight housing connectors. One of the biggest improvement to this harness kit is our all new full color instruction manual. This manual provides 140+ pages of color schematics, photos and step-by-step instructions to wiring your CJ from headlight to taillight and covers most popular aftermarket add-ons as well. The blade-type fuse block wiring are machine crimped with factory style terminals. Each wire is printed with its circuit identification as well as using factory color codes for easy installation. NOTE: Harness #10150 is not equipped for computer controls nor is it engine specific.

10150 - 21 Circuit Direct Fit Jeep CJ Harness



Includes Circuits For:

- ☐ A/C & Heat
- ☐ Accessory / Cigarette Lighter
- ☐ Backup Lights
- ☐ Brake Lights
- ☐ Charging
- ☐ Dome Light
- ☐ Electric Choke
- ☐ Emergency Flashers
- ☐ Fused Power Source
- ☐ Headlights
- ☐ Horn (Relay)
- ☐ Ignition Coil
- ☐ Instrument Panel Lighting & Gauges*
- ☐ Park Lights
- ☐ Radio / Clock (Constant & Switched)
- ☐ Relay Activation / Accessory Power
- ☐ Starting
- ☐ Tail Lights and Trailer Lights
- ☐ Turn Signals
- ☐ Underhood Light
- ☐ Wipers & Washer Pump



*Includes wires for:
Brake Warning Light
Clock
Dash Label Lighting
Four Wheel Drive Light/Indicator
Fuel Gauge
Gear Indicator Light
Oil Gauge
Tachometer - I6 & V8
Temperature Gauge
Voltmeter

Direct Fit Jeep 1987-91 YJ

CHASSIS
HARNESSES

PAINLESS
PERFORMANCE PRODUCTS



Includes Circuits For:

- ☐ A/C & Heat
- ☐ Accessory / Cigarette Lighter
- ☐ Backup Lights
- ☐ Brake Lights
- ☐ Charging
- ☐ Dome & Courtesy Lights
- ☐ Electric Choke
- ☐ Electric Fuel Pump
- ☐ Emergency Flashers
- ☐ Fan Relay Activation Power
- ☐ Fuel Injection Power
- ☐ Fused Power Source
- ☐ Headlights
- ☐ Horn (Relay)
- ☐ Ignition Coil
- ☐ Instrument Panel Lighting & Gauges*
- ☐ Park Lights
- ☐ Radio / Clock (Constant & Switched)
- ☐ Starting
- ☐ Tail Lights & License Plate Light
- ☐ Third Brake Light
- ☐ Turn Signals
- ☐ Wipers



*Includes wires for:
Brake Warning Light
Four Wheel Drive Light
Fuel Gauge
HVAC Panel Lighting
Oil Gauge
Tachometer
Temperature Gauge

This 23 circuit direct fit harness for 1987 to 1991 YJ Jeeps features a factory-style bulkhead connector that mounts the fuse block in the OEM location. This harness includes all the connectors and terminals needed. Included in this kit you will find a detailed manual and all of the wires are factory color coded and labeled for an easy install. NOTE: Factory EFI and emissions ICM are not supported.

10111 - 23 Circuit Direct Fit Jeep YJ Harness

AMERICAN MADE



AMERICAN PROUD



See Page 88 For Info

Painless Pro Solutions

Ground Strap Kits

No matter the application, you're not going anywhere unless you've got good grounds! Bad grounds are the number one problem in automotive electrical issues. Eliminate those electrical gremlins with a new set of Painless ground straps today!

PERFECT**PAINLESS**
PERFORMANCE PRODUCTS

Hi-Velocity Jeep Throttle Bodies

Designed for 1991-06 Jeep 4.0L engines, these new throttle bodies from Painless offer improved horsepower and performance. Most stock Jeep throttle bodies are 55.5 mm at the outlet and 2.5" at the inlet and flow approximately 400 CFM. This severely restricts potential power gains from other engine modifications.

65300 - PERFECT 600 cfm Hi-Velocity 62mm 1991-04 Jeep 4.0L Throttle Body

65301 - PERFECT 720 cfm Hi-Velocity 68mm 1991-04 Jeep 4.7L Stroker Throttle Body

65302 - PERFECT 600 cfm Hi-Velocity 62mm 2005-06 Jeep 4.0L Throttle Body (2-wire IAC)



Jeep CJ Duraspark II Ignition Harness

Perfect replacement for your Jeep Duraspark II ignition system. It allows for the factory location of your module and coil. This part is recommended if you are also replacing the chassis harness.

30819 Fits 6 & 8 Cylinders

30812 Fits 4 Cylinders



Jeep CJ Manifold Heater Relay Kit

This simple plug-n-play kit allows a manifold heater to be used if you are rewiring your Jeep using a Painless chassis harness, using a later style manifold on an older Jeep, or if the factory relay was cut from your Jeep at some point in time.

30717



Upgraded Headlight Wiring Harness

See Page 82 For More Details.

30815



Trail Rocker Accessory Control System

Our new Trail Rocker system allows you to control up to eight accessories on your Jeep! Easily installed with our detailed instructions and plug-n-play design.

See page 74-77 for more information.



Customizable Weatherproof

CHASSIS
HARNESSES

PAINLESS
PERFORMANCE PRODUCTS

GUARANTEED
PAINLESS
FOR LIFE!



Includes Circuits For:

- ☐ A/C and Heat
- ☐ Accessory #1 Switched B+
- ☐ Accessory #2 Switched B+
- ☐ Accessory #3 Switched B+
- ☐ Accessory #4 B+
- ☐ Accessory #5 B+
- ☐ Accessory #6 Switched B+
- ☐ Accessory / Cigarette Lighter
- ☐ Brake Lights
- ☐ Charging
- ☐ Dome Light
- ☐ Electric Choke
- ☐ Emergency Flashers
- ☐ Fan Relay Activation Power
- ☐ Fused Power Source
- ☐ Headlights
- ☐ Horn (Relay)
- ☐ Ignition Coil
- ☐ Instrument Panel Lighting & Gauges*
- ☐ Park Lights
- ☐ Radio / Clock (Constant & Switched)
- ☐ Starting
- ☐ Tail Lights & License Plate Light
- ☐ Third Brake Light
- ☐ Turn Signals
- ☐ Wipers



*Includes wires for:
Fuel Gauge
Oil Gauge
Tachometer
Temperature Gauge
Voltmeter

This 26 circuit weatherproof harness can be used to update the wiring in just about any on road or off road vehicle. This tough kit features: a weatherproof fuse block with an o-ring sealed cover, weatherproof heat sealed crimp-on terminals, weatherproof horn relay and machined crimped splices with weatherproof shrink tubing. This Harness is adaptable to many of the original connector plugs in your vehicle and includes; pre-wired plugs for the headlights; GM turn signal & column mounted ignition switch connectors.

10140 - 26 Circuit Customizable Weatherproof Chassis Harness



Waterproof Bulkhead Connector Kit

22-pin bulkhead connector kit allows for custom wiring at the fire-wall. Includes all necessary terminals and connectors. Uses 18-16 gauge wire.

40130



Pro's Tip from Randy Clark

"Understanding relays and where to use them will save you some headaches"

See page 78 to learn about relays

Extreme Off-Road Weatherproof

PAINLESS
PERFORMANCE PRODUCTS

GUARANTEED
PAINLESS
FOR LIFE!

CHASSIS
HARNESSES



Wire a rock crawler, or even a basic off road vehicle with this 15 circuit extreme off road harness. Designed around our custom 10 fuse/4 relay weatherproof fuse block this harness provides all the wiring and amperage handling any off road vehicle could need. This completely customizable harness provides 10 fuses, two 40 Amp relays perfect for operating an electric cooling fan or fuel injection harness; and two 20 Amp relays perfect for operating lights, electric fuel pump or water pump. Parts kit includes heat-shrinkable crimp terminals, maxi-fuse, circuit breakers, zip ties, junction block and fuse block mounting bracket.

Note: This harness is not street legal.
It has no provisions for lights, horn or wipers

10144 - 15 Circuit Customizable Extreme Off-Road Harness



Weatherpack Connector Kit

Use where rain, dust or other elements may affect electrical connections. Each kit includes a male and a female connector and the appropriate number of terminals. NOTE: Accepts only 14 - 16 gauge wire.

70401 - 1 Wire Kit (2pack)

70402 - 2 Wire Kit

70403 - 3 Wire Kit

70404 - 4 Wire Kit

70406 - 6 Wire Kit

Includes Circuits For:

- ☐ Accessory Relay #1
- ☐ Accessory Relay #2
- ☐ Accessory Relay #3
- ☐ Accessory Relay #4
- ☐ Fuse 1
- ☐ Fuse 2
- ☐ Fuse 3
- ☐ Fuse 4
- ☐ Fuse 5
- ☐ Fuse 6
- ☐ Fuse 7
- ☐ Fuse 8
- ☐ Fuse 9
- ☐ Fuse 10
- ☐ Fused Power Source



Includes:

Two 30 Amp ATC Fuses
Four 20 Amp ATC Fuses
Four 15 Amp ATC Fuses
Four 10 Amp ATC Fuses
Two 5 Amp ATC Fuses
Two 40 Amp Relays
Two 20 Amp Relays
70 Amp Maxi Fuse

AMERICAN MADE




AMERICAN PROUD

Pro Street Chassis Harness

CHASSIS
HARNESSES

PAINLESS
PERFORMANCE PRODUCTS

GUARANTEED
PAINLESS
FOR LIFE!



Includes Circuits For:

- ☐ Accessory #1
- ☐ Accessory #2 (Relay)
- ☐ Brake Lights
- ☐ Charging
- ☐ Dome Light
- ☐ Electric Fuel Pump #1
- ☐ Electric Fuel Pump #2
- ☐ Electric Water Pump
- ☐ Emergency Flashers
- ☐ Fan Relay Activation Power
- ☐ Fused Power Source
- ☐ Headlights
- ☐ Horn (Relay)
- ☐ Ignition Coil
- ☐ Park Lights
- ☐ Radio and Gauges B+ *
- ☐ Starting
- ☐ Tail Lights
- ☐ Third Brake Light
- ☐ Turn Signals
- ☐ Wipers



*Includes wires for:
Fuel Gauge
Oil Gauge
Tachometer
Temperature Gauge

If you want to keep your race car streetable and want to use all of your factory switches instead of a switch panel, this 21 circuit harness is for you. As with all of our chassis harnesses this kit has all the wires labeled and is pre terminated at the fuse block for easy installation. This harness includes an optional connector if you want to use a GM column mounted ignition switch. Also Included is a terminal assortment kit, with the necessary connectors for your turn signal switch, headlights, and alternator. Each wire is custom printed with the circuit identification as well as using GM color codes for easy installation.

50002 - 21 Circuit Pro Street Chassis Harness



GM Column Ignition
Switch Connection



In-Dash Ignition
Switch Connection



See Page 78-82 For Info

Painless Pro Solutions

Relay Kits

Are you blowing fuses and melting switches? Using relays could be your answer. High amperage circuits are best utilized with one of our simple relay kits!



Pro's Tip from Stacey David

"Dielectric grease on your light bulb connections will prevent corrosion of the connections and it can be used any place you have connections exposed to moisture"

Pro Street Chassis Harness

PAINLESS
PERFORMANCE PRODUCTS

CHASSIS
HARNESSES

GUARANTEED
PAINLESS
FOR LIFE!



If you are looking for a switch panel and harness to keep your racecar streetable, this 21 circuit harness and switch panel combo is for you. As with all of our chassis harnesses this kit has all the wires labeled and is pre terminated at the fuse block for easy installation. This harness includes an optional connector if you want to use a GM column mounted ignition switch. The included switch panel is a roll bar/dash mount 8 switch rocker panel. This panel is prewired and is a direct plug and play into this harness. Also Included is a painless mounting plate, grommets, terminal assortment kit, and the necessary connectors for your turn signal switch, headlights, and alternator. Each wire is custom printed with the circuit identification as well as using GM color codes for easy installation.

50003 - 21 Circuit Pro Street Chassis Harness w/Switch Panel

Switch Panel:


Start
Ignition
Electric Cooling Fan
Fuel Pump #1
Fuel Pump #2 / Accessory
Water Pump
Lights
Accessory



GM Column Ignition
Switch Connection



In-Dash Ignition
Switch Connection



Back View Of Panel



See Page 88 For Info

Painless Pro Solutions

Ground Strap Kits

No matter the application, you're not going anywhere unless you've got good grounds! Bad grounds are the number one problem in automotive electrical issues. Eliminate those electrical gremlins with a new set of Painless ground straps today!

Includes Circuits For:

- ☐ Accessory #1
- ☐ Accessory #2 (Relay)
- ☐ Brake Lights
- ☐ Charging
- ☐ Dome Light
- ☐ Electric Fuel Pump #1
- ☐ Electric Fuel Pump #2
- ☐ Electric Water Pump
- ☐ Emergency Flashers
- ☐ Fan Relay Activation Power
- ☐ Fused Power Source
- ☐ Headlights
- ☐ Horn (Relay)
- ☐ Ignition Coil
- ☐ Park Lights
- ☐ Radio and Gauges B+ *
- ☐ Starting
- ☐ Tail Lights
- ☐ Third Brake Light
- ☐ Turn Signals
- ☐ Wipers




*Includes wires for:
Fuel Gauge
Oil Gauge
Tachometer
Temperature Gauge

AMERICAN MADE



AMERICAN PROUD

PAINLESS
PERFORMANCE PRODUCTS



Includes Circuits For:

- ☐ Accessory (Relay)
- ☐ Electric Fuel Pump #1 (Relay)
- ☐ Electric Fuel Pump #2 (Relay)
- ☐ Electric Water Pump (Relay)
- ☐ Electric Fan (Relay)
- ☐ Fused Power Source
- ☐ Headlights (Relay)
- ☐ Ignition Coil (Relay)
- ☐ Starting (Relay)
- ☐ Tail Lights



This 10 circuit Race only harness features a relay for each fused circuit. The wires are pneumatically terminated and pre-inserted into the fuse block and relay blocks. The fuse block is labeled for the circuits at left but can be used to power any 12 volt electrical component. If you are also looking for a switch panel, we offer the two switch panels below that are designed to be plug and play and will plug directly into this harness. Each wire is oversized and custom printed with the circuit identification as well as using GM color codes for easy installation.

50001 - 10 Circuit Race Only Chassis Harness



This dash mounted switch panel is only for use with Painless harness number 50001 (above). It features a plug and play harness that will plug directly into the 50001.

50201 - 8-Switch Panel - Dash Mount

Switch Panel:

- Start
- Ignition
- Electric Cooling Fan
- Fuel Pump #1
- Fuel Pump #2
- Electric Water Pump
- Lights
- Accessory

Switch Panel:

- Start
- Ignition
- Electric Cooling Fan
- Fuel Pump #1
- Fuel Pump #2
- Electric Water Pump
- Lights
- Accessory



This roll bar mounted switch panel is only for use with Painless harness number 50001 (above). It features a plug and play harness that will plug directly into the 50001.

50202 - 8-Switch Panel - Roll Bar or Dash Mount



PAINLESS
PERFORMANCE PRODUCTS




This 10 circuit Race only harness features a relay for each fused circuit and 6 switch contour rocker panel to control it. The wires are pneumatically terminated and pre-inserted into the fuse block and relay blocks. The fuse block is labeled for the circuits but can be used to power any 12 volt electrical component. The Switch panel measures 8 inches wide X 3 inches tall. The panel is painted black and silkscreened for easy identification of switch functions. This panel can be roll bar or dash mounted. Each wire is oversized and custom printed with the circuit identification as well as using GM color codes for easy installation.

50005 - 10 Circuit Race Only Chassis Harness w/Switch Panel

Includes Circuits For:

- ☐ Accessory (Relay)
- ☐ Electric Fuel Pump #1 (Relay)
- ☐ Electric Fuel Pump #2 (Relay)
- ☐ Electric Water Pump (Relay)
- ☐ Electric Fan (Relay)
- ☐ Fused Power Source
- ☐ Headlights (Relay)
- ☐ Ignition Coil (Relay)
- ☐ Starting (Relay)
- ☐ Tail Lights



Back View Of Panel

AMERICAN MADE



AMERICAN PROUD





Hot Shot Engine Bump Switch

Allows you to turn over the engine from the engine compartment for adjusting valves. It also overcomes starting problems due to an overheated starter or worn out electrical system by boosting amperage to the starter solenoid every time the vehicle is started.

30201



Hot Shot Amperage Booster

Designed to overcome starting problems due to an overheated GM style starter or worn out electrical system. Works by boosting amperage to the starter solenoid.

30202



Remote Start Solenoid

This switch allows you to position the starter solenoid any place you need to in order to make maintenance easier. Comes with wire and connectors to do the job right.

30203



Alternator Shutdown Relay Kit

This kit, complete with 250 amp solenoid, will effectively handle alternator feedback of the highest amperage alternators. Eliminates engine run-on when the master disconnect is turned off.

50105



Oxygen Sensor Fitting

Weld-in for all fuel injection systems.

60406



Alternator Safety Wire Kit

Connects alternator charge wire to battery side of remote disconnect to prevent alternator run-on when shutoff is engaged. Contains 25' of 8-gauge wire and connectors.

30711



Master Disconnect Switch - 80140

Master Disconnect Switch With Mount Plate - 50710

Universal ground strap kits:

4 Piece kit includes (1) 14" 1/0 heavy duty ground strap, (3) 11" 10 gauge ground straps and self tapping screws.

40140

Single 1/0 heavy duty 14" ground strap.

40141

Single 10 gauge heavy duty 11" ground strap and (2) 1/4 self tapping screws for mounting.

40142





The C.S.I. harness is a universal weather-proof engine harness providing wiring to accommodate the Charging, Starting, and Ignition of just about any non fuel injected engine. The C.S.I. harness is the Painless solution to repairing damaged wiring on your carbureted engine or for cleaning up the clutter and taking the guess work away from those swapping from fuel injection to a carb. Accessory circuits aide in re-connecting a factory fuse block, electric fuel pump, electric water pump, electric cooling fans, light switch, etc. Each wire is custom printed with the circuit identification as well as using GM color codes for easy installation.

30830 - CSI Universal Engine Harness



Alternator Safety Wire Kit

Connects alternator charge wire to battery side of remote disconnect to prevent alternator run-on when shutoff is engaged. Contains 25' of 8-gauge wire and connectors.

30711

Includes Circuits For:

- ☐ Accessory #1 Switched B+
- ☐ Accessory #2 Constant B+
- ☐ Accessory #3 Unfused Constant B+
- ☐ Charging
- ☐ Electric Choke
- ☐ Ignition
- ☐ Oil Gauge
- ☐ Starting
- ☐ Tachometer
- ☐ Temperature Gauge
- ☐ Voltmeter



Stay up to date on
everything Painless!



Pro's Tip from Randy Clark

"If your shop has an engine dyno or 'run stand', keep the wiring simple by using this Painless C.S.I. harness."

AMERICAN MADE



AMERICAN PROUD

Switch Panels

PAINLESS
PERFORMANCE PRODUCTS



Roll Bar Mount Fused Rocker Switch Panels

Designed with input from some of the best drag racers in the country, Painless switch panels feature: Heavy-duty lightweight non-reflective housing designed to mount to a roll bar using standard metal hose clamps. Lighted rocker switches are color coded for quick visual reference. All circuits individually fused and easily accessible for quick testing and replacement. All units come complete with 18' of high temp TXL wire using machine applied, vibration resistant, fully insulated terminals.

- 50301** - 4 Switch Panel Controls: Start, Ignition, 2 accessories. (3 x 5.75 x 3.125)
- 50302** - 6 Switch Panel Controls: Start, Ignition, Fuel Pump, Electric Fan/Water Pump, and 2 Accessories. (3 x 8.75 x 3.125)
- 50303** - 8 Switch Panel Controls: Start, Ignition, Electric Fan, Fuel Pump #1, Fuel Pump #2, Water Pump, Lights and 1 Accessory. (3 x 10.75 x 3.125)
- 50506** - 6 Switch In-Line Panel Controls Start, Ignition, Fuel Pump, Water Pump/Fan*, and 2 Accessories. - Shown below Use in vertical or horizontal position. (15 x 1.5 x 2.5)
(*Three position switch for Water Pump/off/Water Pump and Fan)

Dash Mount Non-Fused Rocker Switch Panels

Looking to mount your switches in the dash rather than on a roll bar? Then these non-fused panels are your answer. Available in four, six or eight switch versions, these heavy-duty, light-weight panels are pre-assembled with vibration-resistant terminals and 18 feet of the best high temperature wire available.

- 50404** - 4 Switch Controls: Start, Ignition, 2 accessories. (3 x 5.75 x 2.5)
- 50406** - 6 Switch Controls: Start, Ignition, Fuel Pump, Water Pump/Fan and 2 accessories. (3 x 8.75 x 2.5) - Shown left

Circuit Breaker Protected Rocker Switch Panels

The most popular switch panels in drag racing today are now even better. These switch panels feature circuit breakers in place of standard fuses, so if you're on the line and circuit blows, it can be reset with just a touch. Features also include color-coded lighted rocker switches for easy identification, 18 ft. of the highest grade TXL wire, vibration resistant terminals and a black finish for reduced glare.



- 50305** - 6 Switch rocker panel. Start, ignition, fuel pump, electric fan/water pump and 2 accessories. (3 x 8.75 x 3.125) - Shown left
- 50306** - 8 Switch rocker panel. Start, ignition, electric fan, fuel pump #1 and #2, water pump, lights and one accessory. (3 x 10.75 x 3.125)



Race Harness Switch Panels (For use with our 50001 race harness)

50201 - 8-Switch flat plate style for in-dash mounting. Start, Ignition, Electric Cooling Fan, Fuel Pump #1, Fuel Pump #2, Electric Water Pump, Lights, Accessory (3 x 10.75 x 3.125) Shown below left

50202 - 8-Switch self contained style for roll bar mounting. Start, Ignition, Electric Cooling Fan, Fuel Pump #1, Fuel Pump #2, Electric Water Pump, Lights, Accessory (3 x 10.75 x 3.125) Shown below right



Pro Street / Stock Panels

50410 - 8-switch Pro Street panel which includes: Push Button Start, Toggle-Ignition, Fuel Pump, Fan, Park/Head Lights, Turn Signals and Horn. (3 x 10.75 x 2.5) Shown below left

50412 - 6-switch Pro Stock panel which includes: Push Button Start, Toggle-Ignition, Fuel Pump, Water Pump/Fan and Two Accessories. (3 x 10.75 x 2.5) Shown below right



Mustang Radio Replacement Switch Panels

Rocker Switch Panel mounts in radio/stereo location of Mustangs. Kit includes five heavy duty on/off toggle switches, one each of momentary and on/off/on switches color-coded TXL wire.

50210 - fits 1979-86 Mustangs. (2.875 x 8 x 3.125) Shown below left

Toggle Switch Panel mounts in radio/stereo location of Mustangs. Kit includes six colored LEDs, five heavy duty on/off toggle switches, one each of momentary and on/off/on switches color-coded TXL wire.

50421 - Fits 1987-93 Mustangs. (5 x 8.5 x 3.125) Shown below right



Carbon Fiber Mustang Power Panel

Race quality carbon fiber switch panel adds styling and functionality to your Mustangs as well as provide a convenient way to mount six switches. Mounts in the radio/stereo location of 1987-93 Mustangs. Includes 18 feet of high temp TXL wiring.


50430 - Rocker Switch Mustang Power Panel



Switch Panels



P/N 50332 Shown



Weatherproof Off-Road Switch Panels

These rugged switch panels are the only panels to consider if your vehicle will be subject to harsh outdoor conditions. They feature a formed polyethylene liner to seal the face plate to the dash or chassis, creating a water-resistant seal. The panel includes a keyed ignition switch for added security. All switches and circuit breakers are protected by weather resistant boots and all circuits are protected with circuit breakers. All units come complete with 18' of high temp TXL wire using machine applied, vibration resistant, fully insulated terminals. These kits are shipped unassembled with peel and stick labels for custom applications.

50330 - 4 Toggle Off-Road Switch Panel, Dash Mount (3 x 6.25 x 2.5)

50332 - 6 Toggle Off-Road Switch Panel, Dash Mount (3 x 10.75 x 2.5)



Roll Bar Mount 50337 Shown

Push Button Start Off-Road Switch Panels

Following the successful introduction of our Off-Road Switch Panels in 2005, we had many requests for a similar panel but with a push button rather than a keyed start. So here you are, available as dash or roll bar mount and with four or six toggle switches. These kits are shipped unassembled with peel and stick labels for custom applications.

50334 - 4 Switch, Dash Mount (3 x 8.625 x 2.5)

50335 - 4 Switch, Roll Bar Mount (3 x 8.625 x 2.5)

50336 - 6 Switch, Dash Mount (3 x 10.75 x 2.5)

50337 - 6 Switch, Roll Bar Mount (3 x 10.75 x 2.5)

Roll Bar Mount 50335
Shown With Waterproof
Switch Covers In Place



Extreme Off-Road Switch Panels

These waterproof switch panel kits contain extra switches to customize the panel for any use. Includes momentary, on/off and on/off/on toggle switches with boots, choice of keyed or push button start and colored LED lights. These panels contain no wire but work great with our Extreme Offroad Harness #10144 (See page 40)

50340 - 6 Switch Off Road Panel with Key (3 x 10.75 x 2.5)

50341 - 6 Switch Off Road Panel with Push Button (3 x 10.75 x 2.5)

Stay up to date on
everything Painless!



AMERICAN MADE



AMERICAN PROUD

Replacement Rocker Switches

Fits cut-out dimensions of $1\frac{3}{16}" \times 1\frac{7}{16}"$

- 80400** - Momentary On (non-lighted)
- 80401** - On/Off - Red Light
- 80402** - On/Off/Momentary On - Green Lights
- 80403** - On/Off/On - Red Lights
- 80404** - On/Off - Amber Light
- 80405** - On/Off - Blue Light
- 80111** - Replacement Diode



Mini Rocker Switches

Fits cut-out dimensions of $1 - \frac{1}{2}" \times \frac{1}{2}"$ These are the switches used in our Mustang Hide-a-Panels. Red, blue, green, amber and momentary (no light).

- 80411** - Momentary - (non-lighted)
- 80412** - On/Off Single Pole - Blue Light
- 80413** - On/Off Single Pole - Green Light
- 80414** - On/Off Single Pole - Amber Light
- 80415** - On/Off Single Pole - Red Light



MIL Spec Toggles

By far the most reliable switches you can find. Internally sealed, this switch is used extensively in military aircraft. Switch design allows terminals to be screwed directly to the switch housing eliminating the tab mount that can sometimes break loose.

- 80510** - Off/momentary on SPST
- 80511** - Off/on SPST



Heavy Duty Toggles - All 20 amp

- 80501** - Off/Momentary on, single pole/single throw
- 80502** - Off/on, single pole/single throw
- 80512** - On/off/on, single pole/double throw
- 80513** - Off/on, double pole/single throw
- 80514** - On/off/on, double pole/double throw



Waterproof Toggles - All 20 amp (All include boot 80520 shown below)

- 80530** - On/off, single pole/single throw
- 80531** - Off/momentary on, single pole/single throw
- 80532** - On/off/on, single pole/double throw
- 80533** - Off/on, double pole/single throw
- 80534** - On/off/on, double pole/double throw



Waterproof Switch Boot

Use shaft mounted toggles with $15/32"$ threads.

80520



Aircraft Switch Cover

Shields all shaft mounted toggles for extra safety.

80521



Waterproof Universal Keyed Ignition Switch

Fits $3/4"$ hole. Replacement part for our switch panels.

80529



Extreme Conditions Push Button Momentary Start

Fits $5/8"$ hole. Replacement part for our switch panels.

80528



Replacement Circuit Breakers

Push-in manual reset circuit breakers.

- 80107** - 10 amp breaker
- 80108** - 15 amp breaker
- 80109** - 20 amp breaker
- 80110** - 30 amp breaker



Fuel Injection Harness Introduction



Fuel Injection Made Painless

Those who choose to run the factory computer will appreciate the simplicity of a Painless Fuel Injection Wiring Harness. Yes, you can whittle away at the stock harness and eventually make it work, but why complicate your life? When all of our fuel injection harnesses come with a lifetime warranty. On this page you will find some important details you should know when picking the right harness for your project.

Our engineers have worked out all the potential problems ahead of time so all you have to do is follow the straightforward instructions and you're on your way. All of the wiring is TXL, 600 volt, 250°F rated with cross-link insulation. Every wire is also factory color-coded and labeled for easy installation.

All Painless fuel injection harnesses are standalone. In the automotive aftermarket this term has been commonly used to describe fuel injection harnesses. To put it simply, "standalone" means the harness has its own fuse block and works independently, and for the most part, needs no integration with the vehicle's existing wiring outside of an ignition switched power source.

A wire found on the fuel injection harness will need to connect to an ignition switched power source on the vehicle that will be "hot" in the Start and Run positions. This will activate the pre-wired ignition relays found on the fuel injection harness which will provide all the necessary power to the ECM, injectors, oxygen sensors, etc. Since you are simply activating relays, there is no chance of overloading any existing circuits on the vehicles chassis harness. Furthermore, since the fuel injection harness contains its own fuse block, no modifications to your vehicles existing chassis harness is needed.

How do you pick the right harness? To further explain this let's look at examples of some typical questions we commonly get at shows and on the tech lines:

Customer: "Do you make a harness for a 2001 Camaro LS1 in a 1968 Chevy truck?"

Painless: "Yes, Painless part number 60508"

Customer: "Do you make a harness for a 2001 Camaro LS1 in a 1989 Mustang fox body?"

Painless: "Yes, Painless part number 60508"

Customer: "Do you make a harness for a 2001 Camaro LS1 in a heavily modified sandrail that I plan to turbo charge?"

Painless: "Yes, Painless part number 60508"

As you can see, the application or vehicle the engine will be going into is not a factor in the fuel injection harness used. The only thing that will determine what fuel injection harness you require is the year and model of the engine or vehicle the engine was originally in. As seen in the examples above, a 5.7 liter LS1 from a 2001 Camaro will require the use of part number 60508 and work in old work trucks, street/strip cars, offroad vehicles, and we've even had customers who used them in boats and air planes.

Many of our more popular harnesses have two separate length options to allow for ECM placement. Our standard length harness will have about 4 feet of wire from the back of the engine to the ECM connector(s). These harnesses are perfect for those mounting the ECM in the engine compartment or under the dash. Our extra long versions will have about 8 feet of wire from the back of the engine to the ECM connector(s) to allow the ECM to be mounted under a seat or in a center console. Take notice to the length you may need as this will affect which part number you require.



**Stay up to date on
everything Painless!**




Fuel Injection Harness ECM Reflash



Free Basic Performance
Computer Tuning!

PAINLESS
PERFORMANCE PRODUCTS



Painless Free ECM Reflash Program

Why pay hundreds of dollars to have a tuner configure your ECM?

This program is only available for those who have purchased any of our GM LS or Gen III/IV car or truck fuel injection harnesses.

When you see this logo next to the harness you are looking at,

you will know it's eligible for this program. This is a basic start and

run tune that we only recommend for a near stock application. We will only change the following parameters: delete

VATS/PASS-KEY security, cooling fan on/off temperatures, rear end gear ratio, tire size, speed limiter, rpm limiter,

idle rpm, and we will remove any diagnostic codes you request. If your setup requires any other parameters tuned

you will need to locate a local tuner. All ECMs are left unlocked to allow easy access for your tuner. Please visit our

website for Reflash Program form and more details.

Most of our fuel injection harnesses for GM Gen. III and Gen. IV engines can also be purchased with the same complementary flashed ECM and/or TCM. If you do not have a ECM/TCM to fit the engine or transmission you are installing. This is a convenient solution to sourcing the correct component.

Looking over our fuel injection offering, you will see the term "ECM Service #", this is the engine computer part number. Many ECM part numbers were used in both V6 and V8 applications. Your ECM must match the engine size/operating system you are using.

These are factory GM style ECMs with a basic calibration and are the perfect match for the corresponding Painless Performance fuel injection harness listed. These ECMs require you to fill out the online ECM flash form. We must have this information to process your ECM.

ECM Part Numbers:

60700 - GM #12200411 ECM (remanufactured)

60701 - GM #12597121 or 19210738 ECM (remanufactured)

60702 - GM #12612384 ECM (remanufactured)

60710 - GM #24234503 TCM (remanufactured)

NOTE: These ECMs only accept specific VIN number calibrations. Please contact our tech support if you are unsure of which year VIN your engine/transmission combination will require.

GEN III Benchtop Flash Pigtail.

Used to bench-top (out of vehicle) flash LS series ECMs with service numbers 12200411 & 9354896. This pigtail connects to any 12 volt source and includes ECM and OBDII connections.

60550




Integrated EFI/Chassis Harnesses

FUEL INJECTION
HARNESSES

PAINLESS
PERFORMANCE PRODUCTS



Complete
Chassis Harness **PLUS**
GM LS1 Engine
Harness



Our integrated EFI/Chassis harnesses are the perfect solution for anyone doing a complete rewire of a vehicle as well as transplanting a GM Gen III fuel injected engine. This kit is designed for use on 1997-2004 LS1 engines with a 4L60E, or a manual transmission. The chassis wiring and fuel injection wiring are fully integrated into a single 26 circuit/7 relay fuse block, eliminating the need to have separate fuses and relays for the fuel injection. The chassis harness connections are the same GM color coded connections as our 10201 kit. The fuel injection connections include the same labels connections as our 60508 harnesses. These harnesses do not support flex fuel engines and require the use of a mechanical throttle body. Included in this kit you will also find a detailed step-by-step manual and all the required terminals & connectors for easy installation.

Includes Circuits For:

- ☐ AC & Heat
- ☐ Accessory / Cigarette Lighter
- ☐ Backup Lights
- ☐ Brake Lights
- ☐ Charging
- ☐ Cooling Fan Relay #1
- ☐ Cooling Fan Relay #2
- ☐ Courtesy & Dome Light
- ☐ Cruise Control
- ☐ Electric Fuel Pump
- ☐ Emergency Flashers
- ☐ Fused Power Source
- ☐ Headlights
- ☐ Horn (Relay)
- ☐ Ignition Coil
- ☐ Instrument Panel Lighting & Gauges
- ☐ Park Lights
- ☐ Power Antenna
- ☐ Power Door Locks
- ☐ Power Windows
- ☐ Radio / Clock (Constant & Switched)
- ☐ Starting
- ☐ Tail Lights
- ☐ Third Brake Light
- ☐ Turn Signals
- ☐ Wipers

This harness also requires the following GM mating parts;
ECM #12200411 (Painless # 60700)

See Page 53 for custom ECM and Flash options.

**60608 - 1997-2004 GM LS1 Integrated
EFI / Chassis Harness (Manual Throttle)**



GM Column Ignition
Switch Connection



In-Dash Ignition
Switch Connection



Includes Component Connections For:

- A/C Compressor
- Alternator
- Cam Position Sensor
- Coolant Temperature Gauge
- Crank Position Sensor
- Data Link Connector
- Driver/Pass Front O2 Sensors
- Engine Coolant Temperature
- Fuel Pump Relay
- Grounds
- Idle Air Control
- Ignition Coils
- Ignition Switch Signal
- Injectors - EV1/Bosch Style
- Intake Air Temperature Sensor
- Knock Sensors
- Malfunction Indicator Lamp
- MAP Sensor
- Mass Airflow Sensor
- Oil Pressure Gauge
- ECM
- PRNDL Switch
- Starter
- Tachometer
- Throttle Position Sensor
- Transmission
- Vehicle Speed Sensor
- VSS Output for Speedometer

Integrated EFI/Chassis Harnesses



PAINLESS
PERFORMANCE PRODUCTS



Complete
Chassis Harness **PLUS**
GM Vortec Engine
Harness

FUEL INJECTION
HARNESSES

Our integrated EFI/Chassis harnesses are the perfect solution for anyone doing a complete rewire of a vehicle as well as transplanting a GM Gen III fuel injected engine. This kit is designed for use on 1999-2006 4.8L, 5.3L, & 6.0L Vortec truck engines with a 4L60E, 4L80E, or a manual transmission. The chassis wiring and fuel injection wiring are fully integrated into a single 26 circuit/7 relay fuse block, eliminating the need to have separate fuses and relays for the fuel injection. The chassis harness connections are the same GM color coded connections as our 10201 kit. The fuel injection connections include the same labels connections as our 60217 harnesses. These harnesses do not support flex fuel engines and require the use of a mechanical throttle body. Included in this kit you will also find a detailed step-by-step manual and all the required terminals & connectors for easy installation.

This harness also requires the following GM mating parts;
ECM #12200411 (Painless # 60700)

See Page 53 for custom ECM and Flash options.

**60617 - 1999-2006 GM Gen III 4.8L, 5.3L & 6.0L
EFI/Chassis Harness (Manual Throttle)**



GM Column Ignition
Switch Connection



In-Dash Ignition
Switch Connection



Includes Circuits For:

- ☐ AC & Heat
- ☐ Accessory / Cigarette Lighter
- ☐ Backup Lights
- ☐ Brake Lights
- ☐ Charging
- ☐ Cooling Fan Relay #1
- ☐ Cooling Fan Relay #2
- ☐ Courtesy & Dome Light
- ☐ Cruise Control
- ☐ Electric Fuel Pump
- ☐ Emergency Flashers
- ☐ Fused Power Source
- ☐ Headlights
- ☐ Horn (Relay)
- ☐ Ignition Coil
- ☐ Instrument Panel Lighting & Gauges
- ☐ Park Lights
- ☐ Power Antenna
- ☐ Power Door Locks
- ☐ Power Windows
- ☐ Radio / Clock (Constant & Switched)
- ☐ Starting
- ☐ Tail Lights
- ☐ Third Brake Light
- ☐ Turn Signals
- ☐ Wipers

Includes Component Connections For:

- A/C Compressor
- Alternator
- Cam Position Sensor
- Coolant Temperature Gauge
- Crank Position Sensor
- Data Link Connector
- Driver/Pass Front O2 Sensors
- Engine Coolant Temperature
- Fuel Pump Relay
- Grounds
- Idle Air Control
- Ignition Coils
- Ignition Switch Signal
- Injectors - Delphi Multec 2 Style
- Intake Air Temperature Sensor
- Knock Sensors
- Malfunction Indicator Lamp
- MAP Sensor
- Mass Airflow Sensor
- Oil Pressure Gauge
- ECM
- PRNDL Switch
- Starter
- Tachometer
- Throttle Position Sensor
- Transmission
- Vehicle Speed Sensor
- VSS Output for Speedometer


PAINLESS
PERFORMANCE PRODUCTS



AMERICAN MADE



AMERICAN PROUD



This harness is designed for use on any 2007 and up LS3 with throttle by wire. It uses the factory ECM & TCM and will operate engines with or without variable valve timing (VVT) and active fuel management (displacement on demand or DOD). Our free tuning program is only compatible with a 4L65E transmission. You can however, use any GM 4 speed electronic or manual transmission with this harness, with the proper tuning from your tuner, except for the 4L60E as it is missing the Input Speed Sensor required by the Transmission Control Module. This harness does not support flex fuel operation and will not work on GTO's. Included with this harness is a 10 circuit weatherproof fuse block & mounting bracket, detailed step-by-step manual, GM color coded wires with labels, and all the required terminals and connectors for easy installation.

Fuse Block Circuits For:

- ☐ ECM & Data Link Connector B+
- ☐ ECM & Malfunction Indicator Lamp
- ☐ Fuel Pump
- ☐ Heated O2 Sensors
- ☐ Ignition Coils
- ☐ Injectors
- ☐ Mass Airflow & Valve Lifter Oil Manifold (DOD)
- ☐ TCM
- ☐ TCM B+
- ☐ Transmission
- ☐ 40 Amp Cooling Fan Relay & Circuit Breaker (ECM Activated)
- ☐ 20 Amp Fuel Pump Relay
- ☐ 40 Amp & 20 Amp Ignition Relays

GM Gen IV Tach Driver

The ECM used in GM Gen IV applications does not have a tach output wire to provide a tach signal to a tachometer. This small device converts the 5 Volt 58X crank sensor signal from any Gen IV GM V8 engine into a 12 Volt signal useable by most aftermarket and OEM tachometers.

60150



This harness also requires the following GM mating parts: ECM #12597121 (Painless # 60701), #12612384 (Painless # 60702) or #19210738; TCM #24234503 (Painless # 60710) or #24252114; Accelerator pedal #25832864 or #25835421.

See Page 53 for custom ECM and Flash options.

**60524 - 2007 Up GM LS3
(Throttle by Wire) Harness Std. Length**




Includes Component Connections For:

- Accelerator Pedal Position Sensor
- Alternator (Including a 4 gauge power wire)
- Brake Switch
- Cam Position/Cam Phaser Sensor
- Cooling Fan
- Crank Position Sensor
- Data Link Connector
- Driver/Pass Front O2 Sensors
- Driver/Pass Knock Sensors
- ECM
- Engine Coolant Temperature
- Fuel Pump
- Grounds
- Ignition Coils
- Ignition Switch Signal
- Injectors - EV6 / US Car Style
- Input Speed Sensor 4L80E/4L85E
- Malfunction Indicator Lamp
- MAP Sensor
- Mass Airflow / Intake Air Temperature Sensor
- Oil Pressure Sensor
- PRNDL Switch
- Reverse Lights
- Starter
- TCM
- Throttle Body
- Transmission
- Valve Lifter Oil Manifold (DOD)
- Vehicle Speed Sensor
- VSS Output for Speedometer

PAINLESS
PERFORMANCE PRODUCTS



FUEL INJECTION
HARNESSES



This harness is designed for use on any 2007-2012 4.8L, 5.3L, 6.0L, & 6.2L Vortec truck engines with throttle by wire. It uses the factory ECM & TCM and will operate engines with or without variable valve timing (VVT) and active fuel management (displacement on demand or DOD) with a 4L65E, 4L70E, 4L80E, or 4L85E transmission. You cannot use a 4L60E transmission with this harness as it is missing the Input Speed Sensor required by the Transmission Control Module. This harness does not support flex fuel operation. Included with this harness is a 10 circuit weatherproof fuse block & mounting bracket, detailed step-by-step manual, GM color coded wires with labels, and all the required terminals and connectors for easy installation.

This harness also requires the following GM mating parts;
ECM #12597121 (Painless # 60701), #12612384 (Painless # 60702)
or #19210738; TCM #24234503 (Painless # 60710) or #24252114;
Accelerator pedal #25832864 or #25835421.

See Page 53 for custom ECM and Flash options*.

**60526 - 2007-2012 GM Gen IV 4.8-6.2L
(Throttle by Wire) Harness Std. Length**

60026 - This kit will have a #60526 harness as well as a custom flashed PCM (Painless #60701) and TCM (Painless #60702).



Includes Component Connections For:

- Accelerator Pedal Position Sensor
- Alternator (Including a 4 gauge power wire)
- Brake Switch
- Cam Position/Cam Phaser Sensor
- Cooling Fan
- Crank Position Sensor
- Data Link Connector
- Driver/Pass Front O2 Sensors
- Driver/Pass Knock Sensors
- ECM
- Engine Coolant Temperature
- Fuel Pump
- Grounds
- Ignition Coils
- Ignition Switch Signal
- Injectors - EV6 / US Car Style
- Input Speed Sensor 4L80E/4L85E
- Malfunction Indicator Lamp
- MAP Sensor
- Mass Airflow / Intake Air Temperature Sensor
- Oil Pressure Sensor
- PRNDL Switch
- Reverse Lights
- Starter
- TCM
- Throttle Body
- Transmission
- Valve Lifter Oil Manifold (DOD)
- Vehicle Speed Sensor
- VSS Output for Speedometer

Fuse Block Circuits For:

- ☐ ECM & Data Link Connector B+
- ☐ ECM & Malfunction Indicator Lamp
- ☐ Fuel Pump
- ☐ Heated O2 Sensors
- ☐ Ignition Coils
- ☐ Injectors
- ☐ Mass Airflow & Valve Lifter Oil Manifold (DOD)
- ☐ TCM
- ☐ TCM B+
- ☐ Transmission
- ☐ 40 Amp Cooling Fan Relay & Circuit Breaker (ECM Activated)
- ☐ 20 Amp Fuel Pump Relay
- ☐ 40 Amp & 20 Amp Ignition Relays


GM Gen IV Tach Driver

The ECM used in GM Gen IV applications does not have a tach output wire to provide a tach signal to a tachometer. This small device converts the 5 Volt 58X crank sensor signal from any Gen IV GM V8 engine into a 12 Volt signal useable by most aftermarket and OEM tachometers.

60150



PAINLESS
PERFORMANCE PRODUCTS



This harness is designed for the 2005 - 2006 throttle by wire LS2 engines using an LS1 / LS6 ECM and a 4L60E, or a manual transmission. The engine must have a 24x crank reluctor (black). This harness will not work with a factory GTO ECM. This harness will only operate these LS2 engine codes: ZJA, ZJB, 5MC, YTA and 6MC. These engines were factory equipped in 2005 Corvette, 2005-2006 GTO and 2006 SSR and also available as a crate engine from GMP. Harnesses do not include any emissions related connections. Included with this harness is an 8 circuit modular fuse block, detailed step-by-step manual, and GM color coded wires with labels for easy installation.

Fuse Block Circuits For:

- ☐ DLC B+
- ☐ Driver Side Injectors and Coils
- ☐ Dual 40 amp Ignition Relays
- ☐ ECM & Malfunction Indicator Lamp
- ☐ ECM B+
- ☐ Fuel Pump
- ☐ Heated O2 Sensors, Mass Airflow Sensor, & Brake Switch
- ☐ Pass Side Injectors & Coils
- ☐ Transmission & TAC Module

**Stay up to date on
everything Painless!**



AMERICAN MADE



AMERICAN PROUD

This harness also requires the following GM mating parts;

ECM #12200411 (Painless # 60700); TAC Module #12578953 or #19245405; Accelerator Pedal #12565643.

See Page 53 for custom ECM and Flash options.

**60520 - 2005-2006 GM LS2
(Throttle by Wire) Harness Std. Length**




Includes Component Connections For:

- | | |
|---|---|
| <ul style="list-style-type: none"> • Accelerator Pedal Position Sensor • Alternator • Brake Switch • Cam Position Sensor • Clutch Pedal Position • Crank Position Sensor • Cruise Control • Data Link Connector • Driver/Pass Front O2 Sensors • Driver/Pass Knock Sensors • ECM • Engine Coolant Temperature • Fan #1 Relay Ground ECM Activation • Fan #2 Relay Ground ECM Activation • Fuel Pump • Fuel Pump Relay • Fuel Pump Test • Gear Indicator Switch • Grounds • Ignition Coils | <ul style="list-style-type: none"> • Ignition Switch Signal • Injectors - EV6 / US Car Style • Malfunction Indicator Lamp • MAP Sensor • Mass Airflow / Intake Air Temperature Sensor • Oil Pressure Sensor • Reverse Lockout Solenoid • Skip Shift Light • Skip Shift Solenoid • Starter • Throttle Actuator Control Module • Throttle Actuator Control Module to Accelerator Pedal Pigtail • Tachometer • Throttle Body • Transmission • Vehicle Speed Sensor • VSS Output for Speedometer |
|---|---|

1997-2004 GM LS1/LS6 Corvette

PAINLESS
PERFORMANCE PRODUCTS

FUEL INJECTION
HARNESSES



This harness is designed for the 1997-2004 throttle by wire LS1/LS6 engines with a 4L60E, or a manual transmission. These engines were factory equipped in 1997-2004 Corvette. Harnesses do not include any emissions related connections. Included with this harness is an 8 circuit modular fuse block, detailed step-by-step manual, and GM color coded wires with labels for easy installation.

This harness also requires the following GM mating parts;
ECM #12200411 (Painless # 60700); TAC Module #12578953 or #19245405; Accelerator Pedal #12565643.

See Page 53 for custom ECM and Flash options.

60522 - 1997-2004 GM LS1
(Throttle by Wire) Harness Std. length
60523 - 1997-2004 GM LS1
(Throttle by Wire) Harness Extra length



Includes Component Connections For:

- Accelerator Pedal Position Sensor
- Alternator
- Brake Switch
- Cam Position Sensor
- Clutch Pedal Position
- Crank Position Sensor
- Cruise Control
- Data Link Connector
- Driver/Pass Front O2 Sensors
- Driver/Pass Knock Sensors
- ECM
- Engine Coolant Temperature
- Fan #1 Relay Ground ECM Activation
- Fan #2 Relay Ground ECM Activation
- Fuel Pump
- Fuel Pump Relay
- Fuel Pump Test
- Gear Indicator Switch
- Grounds
- Ignition Coils
- Ignition Switch Signal
- Injectors - EV1/Bosch Style
- Malfunction Indicator Lamp
- MAP Sensor
- Mass Airflow / Intake Air Temperature Sensor
- Oil Pressure Sensor
- Reverse Lockout Solenoid
- Skip Shift Light
- Skip Shift Solenoid
- Starter
- Throttle Actuator Control Module
- Throttle Actuator Control Module to Accelerator Pedal Pigtail
- Tachometer
- Throttle Position Sensor
- Transmission
- Vehicle Speed Sensor
- VSS Output for Speedometer

Fuse Block Circuits For:

- ☐ DLC B+
- ☐ Driver Side Injectors and Coils
- ☐ Dual 40 amp Ignition Relays
- ☐ ECM & Malfunction Indicator Lamp
- ☐ ECM B+
- ☐ Fuel Pump
- ☐ Heated O2 Sensors, Mass Airflow Sensor, & Brake Switch
- ☐ Pass Side Injectors & Coils
- ☐ Transmission & TAC Module

AMERICAN MADE




AMERICAN PROUD

1998-2002 GM LS1, LS6

FUEL INJECTION
HARNESSES

PAINLESS
PERFORMANCE PRODUCTS



This harness is designed for the 1998-2002 LS1 mechanical throttle body engines using an LS1 / LS6 ECM with a 4L60E, or a manual transmission. These engines were found in 1998-2002 Camaro/Firebird. This harness will also work on 1997-2004 Throttle By Wire (TBW) LS1/LS6 engines which has been changed to mechanical throttle body or any 1999-2006 (4.8, 5.3, & 6.0) Vortec truck engine which has been changed to a factory of aftermarket LS1 intake manifold, mechanical throttle body, and injectors. Harnesses do not include any emissions related connections but are available separate, see below for more details. Included with this harness is an 8 circuit modular fuse block, detailed step-by-step manual, and GM color coded wires with labels for easy installation.

Fuse Block Circuits For:

- ☐ DLC B+
- ☐ Driver Side Injectors and Coils
- ☐ Dual 40 amp Ignition Relays
- ☐ ECM & Malfunction Indicator Lamp
- ☐ ECM B+
- ☐ Fuel Pump
- ☐ Heated O2 Sensors, Mass Airflow Sensor, & Brake Switch
- ☐ Pass Side Injectors & Coils
- ☐ Transmission

This harness also requires the following GM mating parts;
ECM #12200411 (Painless # 60700) or #9354896.

See Page 53 for custom ECM and Flash options*.



60508 - 1998-2002 GM LS1, LS6 (Manual Throttle) Harness Std. Length

60509 - 1998-2002 GM LS1, LS6 (Manual Throttle) Harness Extra Length

***60008** - This kit will have a #60508 harness as well as a custom flashed #12200411 ECM. See Page 53 for custom ECM and Flash information.

***60009** - This kit will have a #60509 harness as well as a custom flashed #12200411 ECM. See Page 53 for custom ECM and Flash information.

Includes Component Connections For:

- | | |
|---|---|
| <ul style="list-style-type: none"> • Alternator • Brake Switch • Cam Position Sensor • Crank Position Sensor • Data Link Connector • Driver/Pass Front O2 Sensors • Engine Coolant Temperature • Fan #1 Relay Ground ECM Activation • Fan #2 Relay Ground ECM Activation • Fuel Pump • Fuel Pump Relay • Fuel Pump Test • Gear Indicator Switch • Grounds • Idle Air Control • Ignition Coils • Ignition Switch Signal | <ul style="list-style-type: none"> • Injectors - EV1/Bosch Style • Intake Air Temperature Sensor • Knock Sensors • Malfunction Indicator Lamp • MAP Sensor • Mass Airflow Sensor • ECM • Reverse Lockout Solenoid • Skip Shift Light • Skip Shift Solenoid • Starter • Tachometer • Throttle Position Sensor • VATS • Transmission • Vehicle Speed Sensor • VSS Output for Speedometer |
|---|---|

60324 - In states/counties which require all the original emission equipment to be installed, Painless offers this emission harness for the 60508 harness. This harness provides connections to the Rear Oxygen Sensors, Fuel Tank Pressure Sensor, Secondary Air Pump, Secondary Air Bleed Valve, EGR Valve, Canister Purge Solenoid and Canister Vent Solenoid.


60325 - In states/counties which require all the original emission equipment to be installed, Painless offers this emission harness for the 60509 harness. This harness provides connections to the Rear Oxygen Sensors, Fuel Tank Pressure Sensor, Secondary Air Pump, Secondary Air Bleed Valve, EGR Valve, Canister Purge Solenoid and Canister Vent Solenoid.

1999-2006 4.8L, 5.3L, 6.0L Drive By Wire



PAINLESS
PERFORMANCE PRODUCTS

FUEL INJECTION
HARNESSES



This harness is designed for use on the 1999-2006 4.8L, 5.3L, 6.0L throttle by wire engines with a 4L60E, 4L80E, or a manual transmission. These engines were found in factory 2003-2006 Vortec Trucks. 1999-2002 engines will require installing a 2003-2006 TBW throttle body. Engine codes supported are LR4, LM7, LM4, LQ4 and LQ9. This harness will support flex fuel and non flex fuel engines. Flex fuel engines will require an inline fuel composition sensor in order to run E85 fuel. Included with this harness is a 10 circuit weatherproof fuse block & mounting bracket, detailed step-by-step manual, and GM color coded wires with labels for easy installation.

Fuse Block Circuits For:

- ☐ Brake and Cruise Switch
- ☐ Dual 40 amp Ignition Relays
- ☐ ECM (IGN)
- ☐ ECM B+
- ☐ Fuel Injectors
- ☐ Fuel Pump
- ☐ Heated O2 Sensors
- ☐ Ignition Coils
- ☐ Mass Airflow and Fuel Compensation Sensor
- ☐ Throttle Actuator Control Module
- ☐ Transmission and Park Neutral Position Switch
- ☐ 20 Amp Cooling Fan Relay
- ☐ 20 Amp Fuel Pump Relay

AMERICAN MADE



AMERICAN PROUD

This harness also requires the following GM mating parts: ECM #89017733, #12576106, #12583560, or #12602802; TAC Module #12578953 or #19245405; Accelerator Pedal #12565643; Flex Fuel Sensor #12570260.

See Page 53 for custom ECM and Flash options.

**60221 - 1999-2006 GM Gen III 4.8, 5.3 & 6.0L
(Throttle by Wire) Harness Std. Length**




Includes Component Connections For:

- A/C Request
- Accelerator Pedal Position Sensor
- Alternator
- Brake Switch
- Cam Position Sensor
- Cooling Fans
- Crank Position Sensor
- Cruise Control
- Data Link Connector
- Driver/Pass Front O2 Sensors
- ECM
- Engine Coolant Temperature
- Fuel Compensation Sensor
- Fuel Pump
- Fuel Pump Test
- Grounds
- Ignition Coils
- Ignition Switch Signal
- Injectors - EV6/US Car Style or Delphi Multec 2 Style
- Input Speed Sensor
- Knock Sensors
- Knock Sensor Pigtail
- Malfunction Indicator Lamp
- MAP Sensor
- Mass Airflow / Intake Air Temperature Sensor
- Output Speed Sensor
- Park/Neutral Switch
- Reverse Lights
- Starter
- Starter Relay Activation
- Tachometer
- Throttle Actuator Control Module
- Throttle Actuator Control Module To Accelerator Pedal Pigtail
- Throttle Body
- Transmission
- VSS Output for Speedometer

1999-2006 4.8L, 5.3L, 6.0L Mech. Throttle

FUEL INJECTION
HARNESSES

PAINLESS
PERFORMANCE PRODUCTS



This harness is designed for the 1999-2006 4.8L, 5.3L, 6.0L mechanical throttle body engines using an LS1 / LS6 PCM with a 4L65E, 4L70E, 4L80E, 4L85E, or a manual transmission. 2003-2006 Engines will require a mechanical throttle body to be installed. 2003-2006 engines which were originally flex fuel will also require Delphi Multec 2 (factory truck style) injectors to be installed. Harnesses do not include connections for the rear O2 sensors or fuel tank pressure sensor but are available separate, see below for more details. Included with this harness is a 10 circuit weatherproof fuse block, detailed step-by-step manual, and GM color coded wires with labels for easy installation.

Fuse Block Circuits For:

- ☐ Air Pump & Air Pump Solenoid
- ☐ Canister Purge, Canister Vent, Transmission, & Park Neutral Position Switch
- ☐ Driver Side Injectors & Coils
- ☐ Dual 40 amp Ignition Relays
- ☐ Fuel Pump
- ☐ Heated O2 Sensors, Mass Airflow Sensor, & Brake Switch
- ☐ Pass Side Injectors & Coils
- ☐ ECM B+ & DLC B+
- ☐ ECM IGN & Malfunction Indicator Lamp

This harness also requires the following GM mating parts;

PCM #12200411 (Painless # 60700).

See Page 53 for custom ECM and Flash options*.

**60217 - 1999 - 2006 GM Gen III 4.8, 5.3 & 6.0L
(Manual Throttle) Harness Std. Length**

**60218 - 1999 - 2006 GM Gen III 4.8, 5.3 & 6.0L
(Manual Throttle) Harness Extra Length**

***60017** - This kit will have a #60217 harness as well as a custom flashed #12200411 ECM. See Page 53 for custom ECM and Flash options.



Includes Component Connections For:

- | | |
|--------------------------------------|-------------------------------------|
| • A/C Request | • Idle Air Control |
| • Air Pump | • Ignition Coils |
| • Air Pump Relay | • Ignition Switch Signal |
| • Air Pump Solenoid | • Injectors - Delphi Multec 2 Style |
| • Alternator | • Input Speed Sensor |
| • Brake Switch | • Knock Sensors |
| • Cam Position Sensor | • Malfunction Indicator Lamp |
| • Canister Purge | • MAP Sensor |
| • Canister Vent | • Mass Airflow Sensor & Intake |
| • Crank Position Sensor | • Air Temperature Sensor |
| • Data Link Connector | • Output Speed Sensor |
| • Driver/Pass Front O2 Sensors | • Park/Neutral Switch |
| • EGR Valve | • ECM |
| • Engine Coolant Temperature | • Reverse Lights |
| • Fan #1 Relay Ground ECM Activation | • Starter |
| • Fan #2 Relay Ground ECM Activation | • Starter Relay |
| • Fuel Pump | • Tachometer |
| • Fuel Pump Relay | • Throttle Position Sensor |
| • Fuel Pump Test | • Transmission |
| • Grounds | • VSS Output for Speedometer |

60322 - In states/counties which require all the original emission equipment to be installed, Painless offers this emission harness for the 60217 harness. This harness provides connections to the Rear Oxygen Sensors, and the Fuel Tank Pressure Sensor.

60323 - In states/counties which require all the original emission equipment to be installed, Painless offers this emission harness for the 60218 harness. This harness provides connections to the Rear Oxygen Sensors, and the Fuel Tank Pressure Sensor.

AMERICAN MADE



AMERICAN PROUD



GM Gen IV Tach Driver

The ECM used in GM Gen IV applications does not have a tach output wire to provide a tach signal to a tachometer. This small device converts the 5 Volt 58X crank sensor signal from any Gen IV GM V8 engine into a 12 Volt signal useable by most aftermarket and OEM tachometers.

60150



Fuel Injector Connector Kits

If you need to repair crushed or broken connectors on your factory harness or are converting your injectors found on modern multi-port fuel injection systems, Painless now offers this repair/change over kit. Contains terminals, seals, terminal locks, and connectors for 8 injectors.

60130 - EV1/Bosch Fuel Injector Pigtail Kit

60131 - EV6/US CarFuel Injector Pigtail Kit



Fan Relay Kit.

With 205° On/190° Off thermostat for GM Gen-III engine. M10 x1.5 thermostat thread size.

30106

Weatherproof Fan Relay Kit

With 205° On/190° Off thermostat for GM Gen-III. M10 x1.5 thermostat thread size.

30127



GEN III, IV Truck Dual Activation/Dual Fan Relay Kit

Includes: (3) 40 Amp relays with mounting bases, (1) fuse holder w/ 70 amp fuse, Pre-terminated and printed wire harness, Thermostatic switch 205°F on/190°F off (thread size: 12x 1.5MM), mounting hardware, insulated terminals, instruction sheet.

30118

GEN III, IV Thermostat Only. (205° On/190° Off).

30113



PCM Controlled Fan Relay Kits.

Contains the necessary length wire and pinouts for those wishing to control their fan operation using the vehicle's power control module rather than thermostatically.

30109

Waterproof version of the above PCM Controlled Fan Relay Kit.

30133



LS Engine Coil Extension Harness.

Includes two pigtails to allow relocating coils off the valve covers. Factory color coded wires and weatherproof connectors. One drivers side, one passenger side pigtail.

60127 - 24" 60128 - 36" 60129 - 48"



ClassicBraid & PowerBraid EFI Kits. Includes wire covering for most fuel injection installations. See page 73.



Universal ground strap kits:

4 Piece kit includes (1) 14" 1/0 heavy duty ground strap, (3) 11" 10 gauge ground straps and self tapping screws.

40140

Single 1/0 heavy duty 14" ground strap.


40141

Single 10 gauge heavy duty 11" ground strap and (2) 1/4 self tapping screws for mounting.

40142



PAINLESS
PERFORMANCE PRODUCTS



This harness is designed for 1992-1997 5.7L LT1/LT4 & 4.3L (V8) L99 engines with a 4L60E transmission, using a '94-'97 ECM. This harness will not work with '92-'93 ECMs. These engines and transmissions were factory equipped in Camaro, Firebird, Corvette, Roadmaster, Impala and Caprice. These harnesses also include a VATS bypass module, Painless part #64024. The 4L60E transmission used must be a 1994+ which utilizes a 13th pin on the transmission connector. When using either of these harnesses on a '96 or '97 engine you must replace the coil, coil output wire and knock sensor with the parts from a '92 -'95 engine. Included with this harness is an 8 circuit modular fuse block, detailed step-by-step manual, and GM color coded wires with labels for easy installation.

Fuse Block Circuits For:

- ☐ Air Pump
- ☐ Driver Side Injectors
- ☐ Dual 40 amp Ignition Relays
- ☐ ECM & Data Link Connector
- ☐ Fuel Pump, ECM, & Mass Airflow Sensor
- ☐ Heated O2 Sensors, EGR, & Canister Purge Solenoid
- ☐ Malfunction Indicator Lamp & Brake Switch
- ☐ Pass Side Injectors
- ☐ Transmission

60113 - LT-1 Distributor Adapter (1994-96)
Factory style replacement pigtail for the 1994 - 1996 LT1 Distributor.

60114 - LT-1 Distributor Adapter (1992-93)
Factory style replacement pigtail for the 1992 - 1993 LT1 Distributors.

64024 - VATS Anti-theft bypass for 1992-97 GM LT1 engines.

This harness also requires the following GM mating parts;
ECM #16188051 or #88961150.

60502 - 1992-97 GM LT-1 Harness Std. Length

60505 - 1992-97 GM LT-1 Harness Extra Length

Includes Component Connections For:


- Air Pump
- Air Pump Relay
- Alternator
- Brake Switch
- Canister Purge Solenoid
- Data Link Connector
- Distributor
- Driver/Pass Front O2 Sensors
- ECM
- EGR Valve
- Engine Coolant Temperature
- Fan #1 Relay Ground ECM Activation
- Fan #2 Relay Ground ECM Activation
- Fuel Pump
- Fuel Pump Relay
- Fuel Pump Test
- Gear Indicator Switch
- Grounds
- Idle Air Control
- Ignition Coil
- Ignition Module
- Ignition Switch Signal
- Injectors
- Intake Air Temperature Sensor
- Knock Sensors
- Malfunction Indicator Lamp
- MAP Sensor
- Mass Airflow Sensor
- Starter
- Tachometer
- Throttle Position Sensor
- Transmission
- VATS
- Vehicle Speed Sensor
- VSS Output For Speedometer

1996-1999 5.0L & 5.7L Vortec



PAINLESS
PERFORMANCE PRODUCTS

FUEL INJECTION
HARNESSES



This harness is designed for 1996-1999 5.0L & 5.7L Vortec CMFI engines with a 4L60E or 4L80E transmission. These engines were found in 1996-1999 GM full-size trucks, vans, and SUVs. Harnesses do not include connections for the rear O2 sensors or fuel tank pressure sensor but are available separate, see below for more details. Included with this harness is an 8 circuit modular fuse block, detailed step-by-step manual, and GM color coded wires with labels for easy

This harness also requires the following GM mating parts;

ECM #16244210 or 16229684 with V8 programming.

60212 - 1996-99 GM Vortec 5.0 & 5.7L V8
(CMFI) Harness Std. Length

60213 - 1996-99 GM Vortec 5.0 & 5.7L V8
(CMFI) Harness Extra Length

Includes Component Connections For:

- Alternator
- Brake Switch
- Cam Position Sensor
- Canister Purge Solenoid
- Canister Vent
- Data Link Connector
- Distributor
- Driver/Pass Front O2 Sensors
- ECM
- EGR Valve
- Engine Coolant Temperature
- Fuel Pump
- Fuel Pump Relay
- Fuel Pump Test
- Grounds
- Idle Air Control
- Ignition Coil
- Ignition Switch Signal
- Ignition Coil Driver
- Injectors
- Intake Air Temperature Sensor
- Knock Sensors
- Malfunction Indicator Lamp
- MAP Sensor
- Mass Airflow Sensor
- Oil Pressure
- Starter
- Tachometer
- Throttle Position Sensor
- Transmission
- VSS Input
- VSS Output
- VSS Output For Speedometer

Fuse Block Circuits For:

- ☐ Canister Purge, EGR Valve, & Mass Airflow Sensor
- ☐ Crank Position Sensor, Coil Module, & Ignition Coil
- ☐ Data Link Connector
- ☐ Dual 40 amp Ignition Relays
- ☐ ECM (C4), ECM (C1), & Malfunction Indicator Lamp
- ☐ Fuel Injectors
- ☐ Fuel Pump, Oil/Fuel Pressure, & ECM
- ☐ Heated O2 Sensors, Cam Position Sensor
- ☐ Transmission, Brake Switch, & ECM (C3)

60320 - In states/counties which require all the original emission equipment to be installed, Painless offers this emission harness for the 60212 harness. This harness provides connections to the Rear Oxygen Sensors and Fuel Tank Pressure Sensor.


60321 - In states/counties which require all the original emission equipment to be installed, Painless offers this emission harness for the 60213 harness. This harness provides connections to the Rear Oxygen Sensors and Fuel Tank Pressure Sensor.



1996-1999 4.3L Vortec

FUEL INJECTION
HARNESSES

PAINLESS
PERFORMANCE PRODUCTS



This harness is designed for 1996-1999 4.3L Vortec CMFI engines with a 4L60E or 4L80E transmission. These engines were found in 1996-1999 GM full-size trucks and vans, S-10/S-15 trucks and SUVs, Chevy Astro Vans and Oldsmobile Bravadas. Harnesses do not include connections for the rear O2 sensors or fuel tank pressure sensor but are available separate, see below for more details. Included with this harness is an 8 circuit modular fuse block, detailed step-by-step manual, and GM color coded wires with labels for easy installation.

Fuse Block Circuits For:

- ☐ Canister Purge, EGR Valve, & Mass Airflow Sensor
- ☐ Crank Position Sensor, Coil Module, & Ignition Coil
- ☐ Data Link Connector
- ☐ Dual 40 amp Ignition Relays
- ☐ ECM (C4), ECM (C1), & Malfunction Indicator Lamp
- ☐ Fuel Injectors
- ☐ Fuel Pump, Oil/Fuel Pressure, & ECM (C3)
- ☐ Heated O2 Sensors, Cam Position Sensor
- ☐ Transmission, Brake Switch, & ECM (C4)

60320 - In states/counties which require all the original emission equipment to be installed, Painless offers this emission harness for the 60214 harness. This harness provides connections to the Rear Oxygen Sensors and Fuel Tank Pressure Sensor.

60321 - In states/counties which require all the original emission equipment to be installed, Painless offers this emission harness for the 60215 harness. This harness provides connections to the Rear Oxygen Sensors and Fuel Tank Pressure Sensor.

This harness also requires the following GM mating parts;
ECM #16244210 or 16229684 with V6 programing.

60214 - 1996-99 GM Vortec 4.3L V6 (CMFI) Harness Std. Length

60215 - 1996-99 GM Vortec 4.3L V6 (CMFI) Harness Extra. Length

AMERICAN MADE



AMERICAN PROUD


Includes Component Connections For:

- Alternator
- Brake Switch
- Cam Position Sensor
- Canister Purge Solenoid
- Canister Vent
- Data Link Connector
- Distributor
- Driver/Pass Front O2 Sensors
- ECM
- EGR Valve
- Engine Coolant Temperature
- Fuel Pump
- Fuel Pump Relay
- Fuel Pump Test
- Grounds
- Idle Air Control
- Ignition Coil
- Ignition Switch Signal
- Ignition Coil Driver
- Injectors
- Intake Air Temperature Sensor
- Knock Sensors
- Malfunction Indicator Lamp
- MAP Sensor
- Mass Airflow Sensor
- Oil Pressure
- Starter
- Tachometer
- Throttle Position Sensor
- Transmission
- VSS Input
- VSS Output
- VSS Output For Speedometer

PAINLESS
PERFORMANCE PRODUCTS



FUEL INJECTION
HARNESSES



This harness is designed for 1986 - 1993 4.3L, 5.0L, 5.7L, 7.4L Throttle Body Injection engines. These harnesses will not work with a '94 or '95 ECM and will not operate a 4L60E transmission. These engines were factory equipped in GM full-size trucks, vans, and SUVs, S-10/S-15 trucks & suvs, Oldsmobile Bravadas, Chevy Astro vans, and Camaro/Firebird platforms. Harnesses do not include all the original connections for the original emissions but are available separate, see below for more details. Included with this harness is a detailed step-by-step manual, and GM color coded wires with labels for easy installation.

This harness also requires the following GM mating parts;

ECM #1227747, #16121154, or #88999146. Calpack #16060836, and a prom to match your engine: (4.3L) #16082087, (5.0L) #16139492, (5.7L) #16139566, (7.4L) #16128359. This Prom does not control any transmission or torque converter functions.

60101 - 1986-93 GM 4.3L V6; 5.0, 5.7 & 7.4L V8 TBI Harness Std. Length

60201 - 1986-93 GM 4.3L V6, 5.0, 5.7 & 7.4L V8 TBI Harness Extra Length

Note - Installs which have an external coil distributor require:

60124 - This pigtail will be required in order to connect the coil to the distributor.

60125 - This pigtail will be required in order to connect the power to the coil and will provide a tach signal from the coil.

60119 - 454 EGR Adapter



Includes Component Connections For:


- A/C Power
- Alternator
- Brake Switch
- Data Link Connector
- Distributor
- ECM
- EGR Valve
- Electronic Spark Control Module
- Engine Coolant Temperature
- Fuel Pump
- Fuel Pump Relay
- Fused System Power
- Grounds
- Idle Air Control
- Ignition Switch Signal (Fused)
- Ignition Timing Setting
- Injectors
- Knock Sensor
- Malfunction Indicator Lamp
- MAP Sensor
- O2 Sensor
- Oil Pressure
- Park/Neutral Indicator Switch
- Starter
- Throttle Position Sensor
- Torque Converter Clutch
- VSS

60311 - In states/counties which require all the original emission equipment to be installed, Painless offers this emission harness for the 60201 harness. This harness activates the Air Port solenoid Control, Air Diverter Solenoid and Canister Purge Solenoid.

1985-1989 GM V8 TPI (MAF)

FUEL INJECTION
HARNESSES

PAINLESS
PERFORMANCE PRODUCTS



This harness is designed for 1985 - 1989 Tuned Port Injected TPI 5.0L & 5.7L V8 engines using the Mass Air Flow system. These engines were factory equipped in Chevrolet Camaro and Corvette and were mated to either a 200-4R or 700R4 transmission. Harnesses do not include all the original connections for the original emissions but are available separate, see below for more details. Included with this harness is a detailed step-by-step manual, and GM color coded wires with labels for easy installation.

This harness also requires the following GM mating parts;

ECM #1227165, #16198259, or #88999194. 1985-1988 engines will require the use of prom #16082183, #16068654, or #1228109. 1989 engines will require prom #16133467 or #16150500.

60102 - 1985-89 GM V8 TPI Harness (MAF) Std. Length

60202 - 1985-89 GM V8 TPI Harness (MAF) Extra Length

Note - Installs which have an external coil distributor require:

60124 - This pigtail will be required in order to connect the coil to the distributor.

AMERICAN MADE



AMERICAN PROUD

60312 - In states/counties which require all the original emission equipment to be installed, Painless offers this emission harness for the 60102 harness. This harness activates the Air Port solenoid Control, Air Diverter Solenoid and Canister Purge Solenoid.

60313 - In states/counties which require all the original emission equipment to be installed, Painless offers this emission harness for the 60202 harness. This harness activates the Air Port solenoid Control, Air Diverter Solenoid and Canister Purge Solenoid.

Includes Component Connections For:


- A/C Power
- Alternator
- Brake Switch
- Cold Start Injector
- Cold Start Switch
- Data Link Connector
- Distributor
- ECM
- EGR Valve
- Electronic Spark Control Module
- Engine Coolant Temperature
- Fan Relay Ground
- Fuel Pump
- Fuel Pump Relay
- Fused System Power
- Grounds
- Idle Air Control
- Ignition Switch Signal (Fused)
- Ignition Timing Setting
- Injectors
- Knock Sensor
- Malfunction Indicator Lamp
- Manifold Air Temperature
- Mass Airflow Burn off Relay
- Mass Airflow Power Relay
- Mass Airflow Sensor
- O2 Sensor
- Oil Pressure
- Park/Neutral Indicator Switch
- Starter
- Throttle Position Sensor
- Torque Converter Clutch
- VATS
- VSS

1990-1992 GM V8 TPI (MAP)



PAINLESS
PERFORMANCE PRODUCTS

FUEL INJECTION
HARNESSES



This harness is designed for 1990 - 1992 Tuned Port Injected TPI 5.0L /5.7L V8 engines using the MAP speed density system. These engines were factory equipped in Chevrolet Camaro and Corvette and were mated to either a 200-4R or 700R4 transmission. Harnesses do not include all the original connections for the original emissions but are available separate, see below for more details. Included with this harness is a detailed step-by-step manual, and GM color coded wires with labels for easy installation.

This harness also requires the following GM mating parts;

ECM #1227730, #16198262, or #88999196. The EPROM broadcast code must match tire diameter, gear ratio, engine size, and transmission.

60103 - 1990-92 GM V8 TPI Harness (MAP) Std. Length

60203 - 1990-92 GM V8 TPI Harness (MAP) Extra Length

Note - Installs which have an external coil distributor require:

60124 - This pigtail will be required in order to connect the coil to the distributor.

60125 - This pigtail will be required in order to connect the power to the coil and will provide a tach signal from the coil.



Includes Component Connections For:

- | | |
|----------------------------------|---------------------------------|
| • A/C Power | • Ignition Timing Setting |
| • Alternator | • Injectors |
| • Brake Switch | • Knock Sensor |
| • Data Link Connector | • Malfunction Indicator Lamp |
| • Distributor | • Manifold Air Temperature |
| • ECM | • MAP Sensor |
| • EGR Valve | • O2 Sensor |
| • Engine Coolant Temperature | • Oil Pressure |
| • Fan Relay Ground | • Park/Neutral Indicator Switch |
| • Fuel Pump | • Starter |
| • Fuel Pump Relay | • Throttle Position Sensor |
| • Fused System Power | • Torque Converter Clutch |
| • Grounds | • VATS |
| • Idle Air Control | • VSS |
| • Ignition Switch Signal (Fused) | |

60314 - In states/counties which require all the original emission equipment to be installed, Painless offers this emission harness for the 60103 harness. This harness activates the Air Port solenoid Control, Air Diverter Solenoid and Canister Purge Solenoid.

60315 - In states/counties which require all the original emission equipment to be installed, Painless offers this emission harness for the 60203 harness. This harness activates the Air Port solenoid Control, Air Diverter Solenoid and Canister Purge Solenoid.

Accessories - TPI, TBI, Vortec

FUEL INJECTION
HARNESSES



Park/Neutral Relay Kit

This kit uses the stock neutral safety switch to also provide for ECM park/neutral ground signal needed when installing factory-style fuel injection into older vehicles. For use with any aftermarket shifter or column mounted neutral safety switch.

60122

Neutral Safety/Backup Switch

This kit is engineered to perform as a neutral safety switch or a backup-light switch by using one of two trigger levers included. Fits GM Turbo 350, 400 and 700R4 transmissions.

80175

HEI Replacement Power Pigtail

For GM HEI distributor.

30809

HEI Tachometer Lead

For the GM HEI distributor. Includes OEM distributor connector and 6 feet of wire.

30813

GM Coil to Distributor Harness

Connects coil to distributor on TBI & TPI engines.

60124

GM Coil Power/Tach Pigtail

Connects power and tach to coil on TBI & TPI engines.

60125

Throttle Body Manifold Adapter

To convert from carburetion to TBI without having to replace your manifold. For square or spread bore base and accepts any 43 mm bore throttle body from 4.3L, 5.0L and 5.7L GM engines.

60118

VATS Anti-theft bypass

For 1990-92 GM Tuned Port engines.

64023

ClassicBraid EFI Kit.

Includes wire covering for most fuel injection installations. See page 73.

PowerBraid Fuel EFI Kit.

Includes wire covering for most fuel injection installations. See page 73.

700R4/200-4R transmission related items:

Vehicle Speed Sensor (MAP TPI).

4 pulse VSS for Late TPI and Early LT1 EFI systems.


60116

Torque Converter Lockup Kits

These kits for the 700R4 and 200-4R transmissions will control the lock up function of the torque converter without the need of a VSS or any interaction with an ECM. The vacuum controlled switch and a 4th gear pressure switch supplied with this kit controls the torque converter lock up solenoid.

60109 - 700R4 Transmission Torque Converter Lock-Up Kit


60110 - 200-4R Transmission Torque Converter Lock-Up Kit





PAINLESS
PERFORMANCE PRODUCTS

FUEL INJECTION
HARNESSES



This harness is designed for the 1986-1995 Ford 5.0 HO Mass Air Flow EFI engines. You must use the 1986-1993 MAF and Distributor. 1986-1989 1/2 must add MAF (mass air flow) sensor. 1994-1995 must modify TPS wiring and change distributor. Included with this harness is an 8 circuit modular fuse block, detailed step-by-step manual, and Ford color coded wires with labels for easy installation.

Fuse Block Circuits For:

- ☐ Check Engine Light
- ☐ Driver Side Injectors
- ☐ Dual 40 amp Ignition Relays
- ☐ EEC-IV
- ☐ Fuel Pump Relay (B+)
- ☐ Fuel Pump Relay (IGN)
- ☐ Heated O2 Sensors
- ☐ Mass Airflow, EVR, ISC
- ☐ Pass Side Injectors

This harness also requires the following Ford mating parts;
ECM #E9ZF-12A650-AA or NAPA part # XTP220.

60510 - 1986-95 Ford 5.0L Harness Std. Length

60511 - 1986-95 Ford 5.0L Harness Extra Length

Note: See page 49 for Mustang Switch Panels

Includes Component Connections For:

- | | |
|------------------------------|------------------------------|
| • Alternator | • Ignition Switch Signal |
| • Barometric Pressure Sensor | • Ignition Timing Setting |
| • Data Link Connector | • Injectors |
| • ECM | • Intake Air Temperature |
| • EEC Ground | • Malfunction Indicator Lamp |
| • EEC Power Relay | • Mass Airflow Sensor |
| • EEC Test | • Neutral Safety Switch |
| • EGR Vacuum Regulator | • O2 Sensor |
| • EGR Valve | • Starter Relay |
| • Engine Coolant Temperature | • Tachometer |
| • Fuel Pump | • TFI Ground |
| • Fuel Pump Relay | • TFI Pigtail |
| • Grounds | • Throttle Position Sensor |
| • Idle Air Control | • VSS |
| • Ignition Coil | |

AMERICAN MADE



AMERICAN PROUD


**Stay up to date on
everything Painless!**



2003-2005 Cummins Diesel

FUEL INJECTION
HARNESSES

PAINLESS
PERFORMANCE PRODUCTS



This harness is designed to fit 2003 - 2005 5.9L common rail diesel Cummins engines using a standard transmission. Included with this harness is a 20 circuit weatherproof fuse block, detailed step-by-step manual, and factory color coded wires with labels for easy installation.

Fuse Block Circuits For:

- ☐ Accessory
- ☐ DLC B+
- ☐ ECM B+
- ☐ ECM B+
- ☐ ECM B+
- ☐ ECM Key-On
- ☐ Fuel Heater
- ☐ Fuel Pump
- ☐ Ignition Key-On
- ☐ Wastegate & Fan
- ☐ 40 Amp Fuel Pump Relay
- ☐ 40 Amp Fuel Heater Relay
- ☐ 40 Amp Ignition Relays

60250 - 2003-05 Cummins Diesel Engine Harness 5.9L Manual Transmission Only

This harness also requires the following Dodge mating parts to complete;

1. ECM - This must be a factory ECM flashed for a manual transmission. This harness only fits ECMs from 2003-2005 Dodge trucks with the 5.9L Cummins engine.

2. IAT heater relays - This harness provides ECM output wires in order to turn on factory style IAT heater relays. You must purchase these relays or get them from a salvaged vehicle.

3. APPS - This harness supports the 2003 early Accelerator Pedal Position Sensor that was mounted on the front of the engine to the intake, the 2004 APPS mounted under the battery box and the 2005 late model Accelerator Pedal Position Sensor that was mounted on the accelerator pedal. You must use which ever APPS your ECM is programmed for. All APPS units are available from your local Chrysler dealer.

4. CTS - This harness only supports the late model style coolant temperature sensor.

5. LIFT PUMP - There are several options when choosing a lift pump. This harness provides a 30 amp power wire. It is relayed and ECM controlled.
A. Use a factory style lift pump; this may be a good budget minded option if this Cummins motor is transplanted into a vehicle that already had a diesel engine. Be sure to check volume and pressure from your factory lift pump if going with this option.

B. 2003-2004.5 Cummins engines had lift pumps mounted to the back of the fuel filter /water separator.

C. Use an aftermarket lift pump.

6. RADIATOR FAN DRIVE - This is factory mounted to the fan shroud and controls the speed of the mechanical radiator cooling fan. This part can be taken from the donor vehicle or purchased new. If you may also choose to use aftermarket radiator fans.

7. VSS SIGNAL WIRE - This wire needs to receive a 5 Volt square wave signal from an ABS module or VSS signal modification module.

Includes Component Connections For:

- 20 Amp Output
- 2003 - 2004 Fuel Pressure Drive
- 2005 Fuel Pressure Drive
- Accelerator Pedal Position Sensor
- Alternator Regulator
- APPS 2004
- APPS Early
- APPS Late
- Battery
- Battery Temperature
- Brake Switch #1
- Brake Switch #2
- Camshaft Position Sensor
- Coolant Temperature Sensor
- Crankshaft Position Sensor
- Cruise Control
- CTS Early Signal
- CTS Late Signal
- CTS Signal
- Data Link Connector
- ECM
- Fuel Control Acuator
- Fuel Heater
- Fuel Pressure Relay
- Fuel Pump
- Fuel Rail Pressure
- Harness 12v Activation
- IAT Heater Relay Activation #1
- IAT Heater Relay Activation #2
- Injectors
- MAP / Intake Air Temperature
- Oil Pressure
- Park/Neutral Safety Switch
- Pre-Turbo IAT/Pressure
- Radiator Fan Drive
- VSS Signal
- Wastegate Control Solenoid
- Water-In-Fuel Sensor

ClassicBraid & PowerBraid



PAINLESS
PERFORMANCE PRODUCTS

The perfect solution to clean up and protect the wiring in your vehicle. The laterally split design allows for easy installation over splices and inline connectors without exposing wires and cables. Resistant to the majority of chemicals and automotive fluids.

Available options in sizes from 1/8" to 2" in various lengths. They are also available in chassis and fuel injection kits containing everything you will need to cover your harness.

70956 - 1/8" ClassicBraid (20 ft.)

70957 - 1/4" ClassicBraid (20 ft.)

70958 - 1/2" ClassicBraid (10 ft.)

70959 - 3/4" ClassicBraid (6 ft.)

70960 - 1" ClassicBraid (12 ft.)

70970 - ClassicBraid Chassis Kit

Includes: 15' of 1/8", 60' of 1/4", 30' of 1/2", 10' of 3/4", 6' of 1"

70971 - ClassicBraid EFI Kit

Includes: 23' of 1/8", 50' of 1/4", 12' of 1/2", 3' of 3/4", 8' of 1"

70973 - ClassicBraid 2nd GEN Camaro Kit

Includes: 41' of 1/8", 70' of 1/4", 33' of 1/2", 2' of 3/4", 2' of 1"
(for harness part #'s 20112/20113/20114)

70910 - 1/8" PowerBraid (20 ft.)

70901 - 1/4" PowerBraid (20 ft.)

70902 - 1/2" PowerBraid (10 ft.)

70903 - 3/4" PowerBraid (6 ft.)

70916 - 1" PowerBraid (12 ft.)

70904 - 2" PowerBraid (4 ft.)

70920 - PowerBraid Chassis Kit

Includes: 15' of 1/8", 60' of 1/4", 30' of 1/2", 10' of 3/4", 6' of 1"

70921 - PowerBraid Fuel Injection Kit

Includes: 23' of 1/8", 50' of 1/4", 12' of 1/2", 3' of 3/4", 8' of 1"

70922 - PowerBraid Bronco Kit (for Part #10113)

Includes: 38' of 1/8", 40' of 1/4", 23' of 1/2", 6' of 3/4"

70923 - PowerBraid 2nd GEN Camaro Kit

Includes: 41' of 1/8", 70' of 1/4", 33' of 1/2", 2' of 3/4", 2' of 1"
(for harness part #'s 20112/20113/20114)

70940 - PowerBraid / ClassicBraid Tool
1 Inch (shown below)


70941 - PowerBraid / ClassicBraid Tool Asst. Kit
(includes 1-3/8", 1-1/2", and 1-3/4" tools)



70940 Installation Tool



ClassicBraid & PowerBraid Kits Include Several Sizes And Lengths To Complete Most Applications.



ClassicBraid is a self-wrapping split braided wiring loom for that classic show car look! Its smooth texture and appearance will transform your engine bay, giving you that factory installed look.

The tightly woven construction provides excellent blockage against mud and dirt, while maintaining adequate drainage. The lateral split design has a minimum 25% overlap to allow for easy installation and optimum wiring protection.

- Continuous Temperature Rating -94° to 257°F
- Melting Point 482°F



PowerBraid is a flexible, semi-rigid material, with a tough woven texture and appearance to enhance the look and protect the insulation of any electrical wire bundles or cables.

The woven construction provides good drainage while maintaining superior abrasion resistance. Laterally split with a 25% continuous overlap design allows for easy installation and optimum wiring protection.

- Continuous Temperature Rating -94° to 257 °F
- Melting Point 482°F

Trail Rocker Accessory Control Panels



Easy. Simple. Painless Off-Road Accessory Wiring

Wire up your accessories safely with the Trail Rocker Accessory Control System from Painless, allowing you to control up to eight accessories! The heart of this kit is the Weatherproof Power Center that houses eight fuses and relays.

The Power Center then provides you with all the necessary Weatherproof connectors and wiring to connect to your Jeep accessories ranging from lights to air lockers. Easily installed with our detailed instructions and plug-n-play design.

With multiple switch panel options for each vehicle, you can wire your accessories with ease!

- Control up to 8 accessories, (8) 30 amp fuses and (8) 30 amp relays
- Weatherproof cover around the Power Center and connections
- Custom bolt-on powder coated bracket for the Power Center

Winch Ready! The Trail Rocker system includes dedicated wires for controlling a winch. Purchase of our Winch Control Add-on Kit part number 57150 is required for operation.

The Trail Rocker allows you to wire up your accessories without having to touch your factory wiring, leaving your peace of mind, and warranty, intact!

The best part? All TXL output wiring is included, allowing you to avoid using the often inferior wire included with accessories.



Jeep JK Accessory Control Panels



Completely weatherproof and machine terminated, the Trail Rocker Power Center will keep you going out on the trails. The 8 diode suppressed relays keep your accessories and switches safe, and the included 12 gauge TXL output wiring ensures you have the best quality output wiring, allowing you to avoid the sometimes cheap and inferior wiring included with some accessories.

The Trail Rocker allows you to power lightbars, compressors, refrigerators, winches, and many others!

Jeep JK Dash Mount Accessory Control Systems


Looking to add accessories to your JK Jeep, but want to maintain that factory installed look? The dash mount Trail Rocker systems provide five pre-wired switches mounted in our custom dash panel for a clean factory installed look inside your Jeep!

57000 - Trail Rocker System Jeep Wrangler JK 2011-16 (Black Dash panel)

57001 - Trail Rocker System Jeep Wrangler JK 2011-16 (Tan Dash panel)

57002 - Trail Rocker System Jeep Wrangler JK 2007-10 (Black Dash panel)

(Automatic Transmission Applications Only)



Jeep JK Overhead Panel Accessory Control Systems

The overhead Trail Rocker switch panel gives you six pre-wired switches in a rugged box. The best part? The switch panel is enclosed, keeping your wiring and switches protected from the elements if you get caught with your top down.


57003 - Trail Rocker System Jeep Wrangler JK 07-16 (Auto & Stick) Overhead 6 Switch Panel - Standard Rearview Mirror

57004 - Trail Rocker System Jeep Wrangler JK 07-16 (Auto & Stick) Overhead 6 Switch Panel - Auto-dimming Mirror

Jeep JK Accessory Control System w/o Switches

The Trail Rocker System without switches gives you the customizability to mount your own switches how you choose, allowing for countless switch control options.

57005 - Trail Rocker Accessory Control System Jeep Wrangler JK 07-16 (w/o Switches)



Jeep TJ Accessory Control Panels



Jeep TJ Dash Mount Switch Center Accessory Control Systems

The dash mount Trail Rocker switch panel gives you eight pre-wired switches in a rugged box that sits top dead center on your TJs dash, all while retaining TJ dash cubby hole and leaving you with a place to toss your cell phone or wallet!

57040 - Trail Rocker System Jeep Wrangler TJ '97-'06 (Auto & Stick) Dash Mount Switch Center



Jeep TJ Accessory Control System w/o Switches

The Trail Rocker System without switches gives you the customizability to mount your own switches how you choose, allowing for countless switch control options.

57042 - Trail Rocker System Jeep Wrangler TJ '97-'06 (Auto & Stick) (w/o switches)

With the Trail Rocker, you get all high quality TXL output wiring included, allowing you to avoid the sometimes inferior wiring included with accessories.

The best part? The output wiring is machine terminated into the Trail Rocker Power Center, giving you a durable and rugged connection that will handle the amperage your accessories require!

Don't rely on Chinese knock-offs and terminal strips to carry the burden of powering your accessories.



Jeep CJ, Customizable, and Trail Rocker Accessories

PAINLESS
PERFORMANCE PRODUCTS

Jeep CJ Underdash Mount Accessory Control Systems

Looking to add accessories to your CJ Jeep while keeping the switches low and inconspicuous? The underdash mount Trail Rocker systems provide four, six, or eight switches in a rugged enclosed box mounted to the bottom of dash for a clean and easily accessible install.

57021 - Trail Rocker System Jeep CJ 1976-1986 w/Underdash 4 Switch Box

57022 - Trail Rocker System Jeep CJ 1976-1986 w/Underdash 6 Switch Box


57023 - Trail Rocker System Jeep CJ 1976-1986 w/Underdash 8 Switch Box



Jeep CJ Overhead Panel Accessory Control Systems

The overhead Trail Rocker switch panel gives you six pre-wired switches in a rugged box. The best part? The switch panel is enclosed, keeping your wiring and switches protected from the elements if you get caught with your top down.

57020 - Trail Rocker System - Jeep CJ 1976-1986 w/Overhead 4 Switch Box



Jeep CJ Accessory Control System w/o Switches

The Trail Rocker System without switches gives you the customizability to mount your own switches how you choose, allowing for countless switch control options.


57024 - Trail Rocker Accessory Control System CJ 76-86 (w/o Switches)



Customizable Trail Rocker Accessory Control Systems

The Customizable Trail Rocker System gives you the customizability to install the proven Trail Rocker relay center into any vehicle! As with all Trail Rocker systems, the Universal kit utilizes a weatherproof power center and all TXL output wiring is included!

57100 - Customizable Trail Rocker Accessory Control System



Winch Control Add-On Kit

Every Trail Rocker ships winch ready! Simply buy this add-on kit which includes a momentary on-off-on switch and custom winch engraved switch cover to control your winch with your Trail Rocker system!

57150 - Trail Rocker - Winch Control Add-on Kit



Genesis Dual Battery Bracket

Want to run a Trail Rocker but have a Genesis dual battery controller than interferes with mounting the Trail Rocker power center? This simple bracket allows you to mount the Trail Rocker to your Genesis dual battery controller!

57200 - Trail Rocker - Genesis Dual Battery Bracket

Benefits of Using Relays

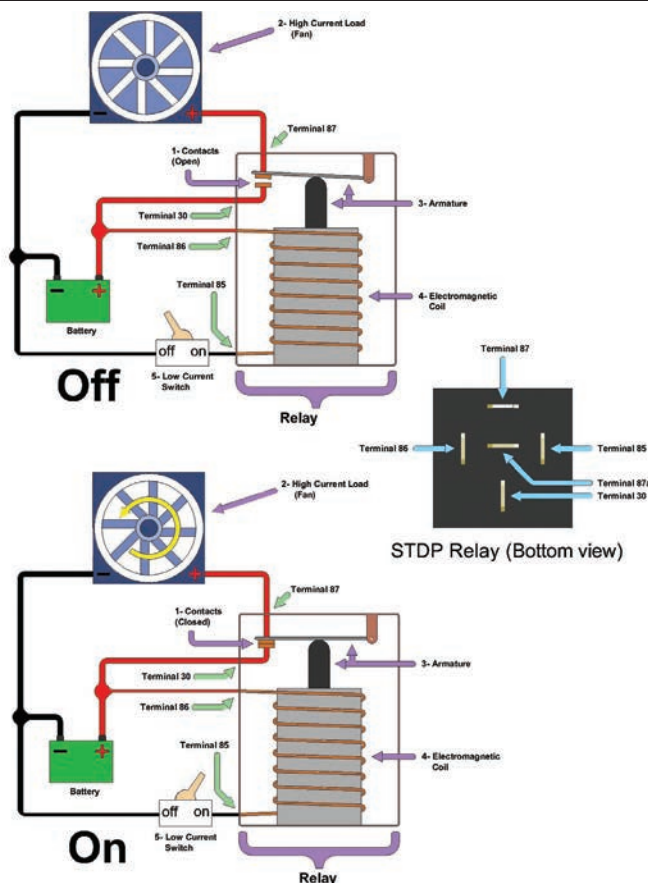


Why are Relays Important?

Relays have been used extensively in automobiles for many years. The main usage of relays in an automotive application is to control a high amperage component, such as a fuel pump or electric fans, with a low amperage circuit or switch, such as a fuel pump grounding circuit on an ECM. This diagram shows a representation of a simplified relay circuit, where a relay is used to turn on an electric cooling fan (2). When the low current switch (5) is switched to the "on" position the electromagnetic coil (4) is energized causing the armature (3) to move. When the armature is moved by the electromagnetic coil it causes the contacts (1) to close, completing the circuit between the battery and the electric cooling fan (2). When the switch is turned off, power to the electromagnetic coil is interrupted, causing the armature and contact to go back to their open position, turning the fan off.

There are several benefits of using relays in an automotive application. First, as stated earlier, you can turn on a high current component, such as an electric cooling fan that draws 70 amps of DC current, with a switch that has a much lower amperage rating or even an ECM with a circuit that simply provides a ground to turn the fan on and off. Another benefit of using a relay in your project is that the high amperage component is connected directly to the battery using a larger gauge wire, allowing the high amperage component to operate at full capacity. A good example of this benefit can be seen when using a relay in a halogen headlight circuit. A halogen headlight operated with a relay will be considerably brighter than one that has to rely on its power passing thru a headlight switch and the 14 ga. headlight wires that are used in most chassis harnesses. The final benefit of using a relay that we will discuss is circuit isolation. If you use an ECM to control a relay the relay isolates the ECM from any voltage spikes or feedback issues created by the high amperage component, helping to protect the sensitive semiconductors found inside the ECM.

These are just some of the many applications and benefits of automotive relays. If you have any further questions about a particular project or relay application feel free to contact our **Tech help line at 1-800-423-9696**



Relay Base Port

The same relay base we use on all our products. Made of High Impact ABS thermo plastic. Terminals provided. Use with 80130 and 80131 relays below.

80133



Replacement Relays

80130 - 40 Amp single pole/single throw relay.

80131 - 30 Amp single pole/double throw relay.

80135 - Two single pole/double throw relays.

N/C side 15 Amp N/O side 25 Amp

80136 - Micro relay with base and terminals.




Relay Blocks

These relay block kits are ideal for powering accessories such as fuel pumps, water pumps, throttle stops, fan, nitrous solenoids. Choose from either a 3-Pack or 6-Pack of 40 amp relays. 3-Pack kit includes one 40 amp circuit breaker; 6-Pack includes two.

30107 - 3-Pack Relay Bank


30108 - 6-Pack Relay Bank



Electric Water Pump Relay Kit

This electric water pump relay kit provides maximum battery voltage to maximize cooling efficiency and to protect the main electrical system from damaging amperage overloads.

50106



Weatherproof Electric Water Pump Relay Kit

Perfect for the harsh conditions encountered off-road, this electric water pump relay kit provides complete protection from the elements and ensure reliable and dependable performance. These kits utilize heavy duty waterproof relays, weatherproof circuit breaker covers and extreme condition weatherproof shrinkable crimp-on terminals.

30132



Universal Fuel Pump Relay Kit

A relay will prevent voltage drops at the fuel pump thus maintaining constant fuel pump pressure, and will prevent fuel pump amperage from damaging the electrical system. It's a good idea to relay your fuel pump for the street and a must when you're racing.

50102



Weatherproof Universal Fuel Pump Relay Kit

Perfect for the harsh conditions encountered off-road, this fuel pump relay kit provides complete protection from the elements and ensures reliable and dependable performance. These kits utilize heavy duty waterproof relays, weatherproof circuit breaker covers and extreme condition weatherproof shrinkable crimp-on terminals.

30131



Roll Over Safety Switch Kit

Automatically shuts off power to fuel pump in the event of a vehicle rollover. Recommended by many racing classes. Not recommended for off-road use.

80160



Hot Shot Bump Switch / Amperage Booster

This switch allows you to turn over your engine from the engine compartment for adjusting valves. It also overcomes starting problems due to an overheated starter or worn out electrical system by boosting amperage to the starter solenoid every time the vehicle is started.

30201



Hot Shot Amperage Booster

Designed to overcome starting problems due to an overheated GM style starter or worn out electrical system. Works by boosting amperage to the starter solenoid.

30202




F5 Fan Controller

PAINLESS
PERFORMANCE PRODUCTS

AMERICAN MADE



AMERICAN PROUD



F5 Electric Fan Controllers

In the quest for increased control over engine temperature and lower parasitic power loss many people turn to electric cooling fans to solve their issues. One aspect of converting to electric cooling fans that is often overlooked is how to control the fans, until now! Most modern vehicles control their cooling fans by using their on-board computers to monitor parameters such as vehicle speed and a/c usage, not just coolant temperature. If you're looking for a solution to control your electric cooling fans that will monitor more than just coolant temperature, then the F5 Fan Controller is your answer. This solid-state pulse-width modulated controller has the ability to control your cooling fan speed from 50% all the way to 100% fan speed based on user programmable settings. Below you will find a list of features that sets our controller apart from other aftermarket cooling fan controlling solutions.

- Control over the engine temperature that your cooling fans turn on, between 160 and 235 degrees Fahrenheit.
- Your fan speed will fluctuate from 50% to 100% as your engine temperature fluctuates between the two user programmable temperature settings.
- Ability to run fans at 100% fan speed when your A/C compressor is running, regardless of engine temperature.
- Ability to turn fans off at a programmable vehicle speed, if vehicle speed sensor is used.
- Ability to override the controllers logic and turn the fans completely on or off at any time.
- Available in dual fan (two 35amp fans) or single fan (one 70amp fan) configuration.
- No external relays are required.
- Kit includes everything needed to install the F5 Fan controller on your vehicle. Includes controller, labeled vehicle integration harness, buttons, switches, 70 amp fuse, and compatible Delphi coolant temperature sensor.

F5 Dual Fan Control for Two 35 Amp Electric Fans.

30140 – F5 Dual Fan Controller.

F5 Dual Fan Controller with Metric Sensor.

30142 – Same as 30140 except with a metric 12x1.5mm for Gen III and Gen IV GM engines.

F5 Single Fan Control for One 70 Amp Electric Fan.

30141 – F5 Single Fan Controller.

F5 Single Fan Controller with Metric Sensor

30143 – Same as 30141 except with a metric 12x1.5mm for Gen III and Gen IV GM engines.



A/C Activated Fan Relays

Want your cooling fan to kick in automatically when your A/C comes on? This A/C Activated Cooling Fan Relay kit is what you need. Your cooling fan will activate when the engine reaches the preset temperature of the thermostatic switch or when the A/C is turned on.

30114 - A/C activated fan relay with 200°F on / 180°F off Thermostat

30115 - A/C activated fan relay with 185°F on / 175°F off Thermostat



Dual Fan / Dual Activation Cooling Fan Relay

Only a few minutes for the installation and your cooling fan will come on when the engine reaches the preset temperature of the thermostatic switch mounted in the engine head or when the a/c is turned on. Kit includes: (3) 40 Amp relays with mounting bases, (1) fuse holder w/ 70 amp fuse, Pre-terminated and printed wire harness, Thermostatic switch 195°F on/185°F off (thread size: 3/8"-18NPT), 1/2"NPT to 3/8"NPT adapter, mounting hardware, insulated terminals, detailed instruction sheet.

30116 - Dual Fan / Dual Activation Cooling Fan Relay

30117 - As Above with 185°F on / 175°F off Thermostatic Switch.



Fan-Thom Electric Fan Relay

Designed as inexpensive protection for your electric fan. Provides constant voltage, protects from voltage and amperage spikes and keeps fan from feeding back through the system. An absolute necessity if adding an on/off switch to your electric fan circuit.

30101



Fan-Thom Electric Fan Relay

Don't want to probe your radiator? The Fan-Thom II comes with a threaded thermostat that screws into the engine block or manifold for a professional installation. Thermostat thread size: 3/8"-18 NPT fitting.

30102 - Fan-Thom Electric Fan Relay - 195° On/185° Off

30103 - Fan-Thom Electric Fan Relay - 185° On/175° Off



Adjustable Electric Fan Thermostat Kit

Designed to allow a wide range of temperature adjustments for your electric fan. A bulb at the end of the capillary tube is inserted in the fins or attached to the top or hottest portion of the radiator. Use the adjustment knob to set a precise temperature desired for fan activation. The strong brushed stainless steel mounting bracket looks great. Complete kit includes thermostat, bracket, 30 amp relay, 30 amp circuit breaker for overall protection, wiring, terminals and hardware. Note: Temperature refers to the temp of the capillary tube, not the coolant temp. Specs: Temp range - 32 deg to 248 deg F, Accuracy: +/- 7.3 deg F, Differential: 7.3 deg +/- 3.6 deg F

30104 - Adjustable Electric Fan Thermostat Kit

30112 - Adjustable Thermostat Kit Without Relay.



Replacement Thermostats

30110 - 195° On/185° Off

30111 - 185° On/175° Off



Weatherproof Electric Fan Relay Kits

For the harsh conditions encountered off-road, these relay kits provide complete protection from the elements and ensure reliable and dependable performance. These kits utilize heavy duty waterproof relays, weatherproof circuit breaker covers and extreme condition weatherproof shrinkable crimp-on terminals.

30130 - Weatherproof Electric Fan Relay

30128 - Weatherproof Electric Fan Relay with 195° On/185° Off Thermostat

30129 - Weatherproof Electric Fan Relay with 185° On/175° Off Thermostat



70 Amp Fan Relay

This relay kit is designed for running high amp dual fans or Monster fan set-ups.

30100



(GEN III & IV LS Engine Cooling Fan Products On Page 63)

Headlight Relay Kits

PAINLESS
PERFORMANCE PRODUCTS

P/N 30815



P/N 30817



P/N 30814



P/N 30802



P/N 30821



P/N 30822



P/N 30803



P/N 30105



P/N 80230

P/N 80300



Halogen Headlight Harness

For maximum power from your headlights you must have the shortest possible distance between the power source and the bulbs. Some factory headlight wiring is not designed to handle high power Halogen Head-lights, especially when upgrading to a higher wattage. Running the power through the switch is even worse. Resistance in small gauge wire or in the switch will lower the output at the lamp. Be Safe! Our headlight harnesses draw power directly from the battery, through a relay, to the headlights, providing full power to your H4 conversion headlights or Halogen sealed beams. They can also be used to relocate headlamps to a remote location (to accommodate a snow plow, for example). They are made with TXL high temp wire, weather resistant 30-Amp fuse, and two 40-Amp weather resistant relays capable of handling up to 150 watts. #30815 and #30816 are for use on vehicles with a 2-headlight system using dual filament sealed beams or H-4 headlight conversions. #30817 is for use on vehicles with a 9005 and 9006 bulb on each side. (Will not work on Toyota vehicles)

*Note: Vehicles using dual filament, halogen sealed beam or H4 conversion type headlights use kit #30815.

30815 - For H-4 halogen bulbs *

30816 - For 9004 and 9007 halogen bulbs

30817 - For 9005 and 9006 halogen bulbs

Halogen Headlight Relay Kit

Designed to upgrade most American cars, from the late 1950's to the mid 1980's that have 4 headlights to H-4 style Halogen Bulbs. This kit eliminates the need to buy 2 kits & install/route redundant wiring.

30814

High Beam Headlight Relay

Why do the low beams on 1988 on GM pickups and Suburbans low beams go off when the high beams are turned on? These kits will increase the intensity and improve the light spread pattern by keeping all four lights on in high beam mode.

30802 - High Beam Relay For 1988-98 GM full size trucks and SUVs *

30821 - High Beam Relay For 1999-2002 GM full size trucks and SUVs**

30822 - High Beam Relay For 2003-2006 GM full size trucks and SUVs

30823 - High Beam Relay For 1998 and later Chevy S10 and GMC T15

(No Kits For Other Brands Are Available)

* Note 1: 1988-98 GM trucks including trucks with low-beam daytime running lights.

**Note 2: 1999-2002 GM trucks including trucks with low beam daytime running lights.

(Some '99 and later trucks wiring did not change. If your head-light wires are tan and green use kit #30802; if purple and yellow use kit #30821). For other GM applications contact our tech line.

- Note 3: Slight modifications may be necessary for some vehicles such as 88-91 Suburbans.

Auxiliary Lighting Relay Kit

Install extra driving or fog lights easily and properly with our Auxiliary Light Relay Kit. Switch can be wired to turn lights on per state law requirements: Low beams & auxiliary lights, Highbeams & auxiliary lights, Auxiliary light operation only. Complete kit includes lighted switch, wiring harness, 30 amp relay and terminals.

30803

Halogen Brake Light Relay Kit

When upgrading tail lights to halogens, always use a relay. This kit gives you everything you need to protect your wiring and switches.

30105

LED Flasher Upgrade

If you've upgraded to LED type lighting, this relay is the correct flasher to handle the job.

80230

H4 Headlight plugs

H4 Headlight plugs. Preterminated with butt connectors for easy attachment. Perfect for replacement of worn original connectors.

80300 - 2 per package

Perfect TORC Transmission Controller

PAINLESS
PERFORMANCE PRODUCTS

Supports GM
4L60E, 4L65E,
4L70E,
4L80E, 4L85E



PERFECT TORC Transmission Controller

The PERFECT TORC Transmission Controller System is the most reliable, well designed, vibration resistant, economical and simple to program transmission control system on the market. It was designed for ease of installation, even with little or no electrical or programming experience.

66501 - PERFECT TORC 4L60-5E/4L80-5E Transmission Controller

PERFECT TORC Transmission Controller features:

- User Friendly Software w/ USB Cable Included
- Compatible with all current versions of Windows.
- Simple "Initial Setup Wizard"
- Base Calibrations for each Transmission Type
- Two Separate Shift Tables
- A digital display on the controller to allow for on-board diagnostics and basic tuning.
- Supports paddle shifting or simple push button shifting.
- Ultra simple method to calibrate signal for aftermarket speedometers to be accurate.
- The harness included in this kit is made with our 600 volt, 257°F, TXL abrasion resistant wire and is covered in our Power Braid abrasion and heat resistant wire loom.



This stand-alone electronic transmission controller will run your four speed automatic overdrive GM transmissions. These include the 4L60E, 4L65E, 4L70E, 4L80E and 4L85E GM transmissions. It can be installed with carbureted engines, fuel injected engines and diesel engines. The systems control of the transmissions shift points, shift firmness and shift quality are all based off of two basic inputs: TPS (Throttle Position Sensor) and VSS (Vehicle Speed Sensor). These are two very simple to obtain signals on almost all project vehicles built today.

The included User-Friendly Software has an "Initial Setup Wizard" to walk you through and simplify the most important key elements to achieve a nicely shifting transmission. Once the correct information has been entered into the initial setup wizard and the calibration has been written to the controller your transmission will have a good base calibration to allow you to go for your first drive.

The "Key Elements" are:

1. Selecting what transmission type you have.
2. Whether you are running the stock gear ratios inside the transmission or not. Most setups run the stock gear ratios.
3. What your rear axle gear ratio is.
4. What your rear overall tire diameter is.
5. Measuring both your Idle and W.O.T. (Wide Open Throttle) throttle position sensor voltages and teaching the software what they are.
6. Setting up your Torque Converter Clutch Settings.
7. Choosing a 2nd gear to 1st gear downshift mile per hour
8. Choosing a maximum 1st gear to 2nd gear upshift rpm. *This is the RPM in which the controller will FORCE the transmission to upshift to protect against over revving your engine.
9. Setting up the output signal for an electronic speedometer. This system allows the signal to be offset manually to make synchronizing an aftermarket speedometer to read the correct miles per hour.

LSx Gauge Controller / Interior Accessories




Painless LS Gauge Control Module

Are you running a modern LSx drivetrain in an older vehicle? If so, you have probably contemplated how you are going to run all of your aftermarket gauges. Up until now your only option was to purchase all the sensors you needed individually and install them to run just the gauges, even though your modern LSx drivetrain already has the necessary sensors integrated into its computer control systems. If running redundant sensors seems a bit...well... redundant, then the LS Gauge Controller is just the product you need. This module uses the information that is already available through your OBDII port, eliminating the need to run duplicate sensors for your various gauge functions. This information is communicated through a system called the "Controller Area Network", or CAN for short. Once the Gauge Controller Module has been connected to the CAN system you will have the ability to run most aftermarket speedometer, tachometer, coolant temperature, oil pressure, and fuel level gauges. The Gauge Controller Module takes the raw data from the CAN system then converts it to a simple user programmable signal for your aftermarket gauges. The module is compatible with all gas engine drivetrains from General Motors that are 1996 and newer. All of those will support speedometer, tachometer, and coolant temperature. Only select applications will also support oil pressure and fuel level.



60650 - Gauge Control Module

P/N 30301



Universal Gauge Harness

If you want to keep your under-dash area organized or you think that you need to remove gauges from time to time then you need to install our universal gauge harness. It will connect all major brand gauges including Auto Meter and VDO and works with most dash layouts and sizes. Harness includes wiring for turn signals and high beam indicator light.

30301 - Universal Gauge Harness for Cable Driven Speedometer.

30302 - Universal Gauge Harness for Electric Speedometer.



GM Column & Dimmer Switch Pigtail

Original factory connectors to replace worn out or damaged connectors for early GM keyed steering columns. GM color-coded wires are ready to connect into your existing harness. Includes: two keyed ignition switch pigtails, one turn signal pigtail with two connectors; one dimmer switch pigtail. Wire length: 12 Inches.

30805



GM Column Installation Kit

All the plugs and terminals for your early GM keyed steering column in one kit. Contains two ignition switch connectors, two turn signal connectors and one dimmer switch connector and terminals for each.

30806



Universal Integrated Turn Signal Kit

A common problem faced by rodders and kit car builders is where to mount the turn signal switch since many aftermarket steering columns are not designed to accommodate the necessary wiring and switches. Problem solved with this new Integrated Turn Signal Kit from Painless. The toggle switches for both turn signals and hazards can be mounted anywhere. Because the kit is designed to be an integrated system, turn signals will work in conjunction with brake lights.

30120



Ceramic Voltage Reducer

The perfect solution for a 6-volt heater or other 6-volt accessory that must be used with your 12-volt electrical system. Carries 4-amp maximum current, but can be run in parallel to increase load capacity.

40027 - Not to be used with electrical gauges.



- | | |
|----------------------------------|---|
| 1/8" Indictator Lights - | 80200 - Amber, 80201 - Red, 80202 - Green |
| 5/16" Indictator Lights - | 80203 - Amber, 80204 - Red, 80205 - Green, 80206 - Blue |
| 1/2" Indictator Lights - | 80208 - Amber, 80209 - Red, 80210 - Green, 80211 - Blue |
| Check Engine Light - | 80207 - Amber with engine logo |



Headlight Switch with Plastic Knob - A

80154 - Four position; off, park, low beam and high beam.

Headlight Switch with Aluminum Knob - B

80151 - 3 position; dash light dim, no dome light control.

Dimmer Switch - C

80150 - GM type four mounted dimmer

Universal Ignition Switch - D

80153 - Dash mounted ignition switch w/two keys.

Headlight Switch with GM Style Black Knob - E

80152 - 3 position; dash light dim and dome light control.

Replacement Headlight Switch kit - F

80120 - 3 position headlight switch, a floor mounted dimmer, and two GM style grounding door jam switches.

Replacement Switch Kit - G

80121 - One 3 position headlight switch, one floor mounted dimmer, two GM style grounding door jam switches, and one universal ignition switch with keys.

Push Button Starter Switch - H

80503 - With cover

Universal Windshield Wiper Switch - I

80173 - Three position switch operates 2-speed wiper motor with on-off and washer function.

Hydraulic Brake Light Switch - J

80171 - 1/8" Pipe thread fitting. 60 - 120 psi 1/8" - 27NPTF

Brake Light Switches - K

80172 - 2 Terminal switch

80176 - 4 Terminal switch

Low Pressure Brake Light Switch - L

80174 - Comes complete w/plug-in pigtail. 60 - 120 psi 1/8" - 27NPTF

GM Style Jamb Switch

80170

GM courtesy light kit




Includes: wires, door jamb switches and light sockets to install courtesy lights inside your vehicle.

30702 - GM Courtesy Interior Light Kit with Switches

30708 - Courtesy Light Kit For 1967-72 Chevy/GMC Trucks

30710 - Universal Courtesy Light Kit

Universal Kit Includes: Wires and light sockets to install courtesy lights inside your vehicle.



Stay up to date on
everything Painless!



Alternator Wiring and Accessories

PAINLESS
PERFORMANCE PRODUCTS



Ultra High Output Alternator Wire Kit - Up to 190 Amps

In most cases, your factory wiring or even a Painless Performance Chassis Harness is only rated for an alternator with 80 amps or less. Connecting your new high amperage alternator using too small a charge wire will lead to inadequate charging and/or over heating of the charge wire, possibly leading to a fire. The Ultra High Output Alternator Kit will let you safely, reliably, and "Painlessly" install an alternator with up to 190 charging amps. The kit includes a high amp inline fuse with protected fuse holder, all necessary ring terminals, heat shrink, and a detailed set of diagrams and step by step instructions to provide a professional installation.

30700



High Amp Alternator Wire Kit - Up to 100 Amps

For alternators that produce more than 65 amps, this add-on kit provides heavier gauge wiring with connectors to complete the high output alternator installation process quickly, easily and safely.

30709

Alternator Photos
For Reference Only



Ford 3G Style Alternator Harness

Kit contains everything needed to connect to a 3G alternator: 8' of 6 gauge charge wire, pre-terminated harness with the correct connectors, 150 amp inline fuse, an assortment of weather proof splices, and detailed color instructions.

30831



Alternator Photos
For Reference Only



Pigtails for CS 130D Internal Fan Alternator

Resistor included.

30705



Delco Alternator Pigtail

A replacement pigtail using the factory original plug for the popular "Delcotron" alternator, pre-terminated with the ignition input wire and voltage sensing wire.

30706



CS Style GM Alternator Pigtail

A replacement pigtail using the factory original plug for the late style or "CS" style GM external fan alternator. Resistor included.

30707



Diode Kit

Used for 10SI & 12SI Alternators.

30720



Electrical System Surge Protector

Voltage spikes can cause damage to various components in your vehicle's electrical system. This easy to install device clips the spikes at 14.5 volts to protect sensitive electrical accessories. Installs between positive and negative battery terminals.

40030



250 AMP Dual Battery Control System

These two kits come with a 250 amp solenoid, on-off-on toggle switch, red & green indicator lights and a preloomed harness. These kits continue to be a great product for those of you out there looking for the simple, manual operation of combining two batteries on a vehicle. Both batteries can be charged at the same time and connected for large loads based on the manually selected position of the included toggle switch. These kits do not monitor voltage or have any decision making circuits to handle the monitoring of voltage and load automatically.

40102 - 250 Amp Dual Battery Controller

40103 - 250 Amp Weatherproof Dual Battery controller



Remote Master Disconnects

Whether complying with sanctioning body requirements, car show rules or simply for your vehicle's security, Painless has the right battery disconnect for you.

We offer two kits with 250 amp continuous duty solenoids for use with high amperage alternators. Kit #30204 uses a toggle switch to activate the solenoid. This switch can be hidden anywhere as a theft deterrent. Kit #30205 with Emergency Push Button is perfect for race applications as it allows installation of a large emergency push button in easy reach if you need to shut down your vehicle's electrical system in a hurry. Our #30206 kit with Mechanical Latching Solenoid is a simple and effective anti-theft deterrent for everyday vehicles. The 110 amp continuous duty solenoid is activated by an easy to hide momentary push button. No risk of accidentally draining your battery with this latching solenoid.

30204 - Remote Master Disconnect Kit

30205 - Remote Master Disconnect with Emergency Push Button

30206 - Remote Master Disconnect with Mechanical Latching Solenoid
(Includes constant -hot wire for computer or radio presets)



Replacement 250 AMP Solenoid
for above remote disconnect kits
40112



80140 - Master Disconnect Switch

50710 - Master Disconnect Switch With Mount Plate



Power Distribution Blocks

Clean up that mess of power connections on your battery's terminals. These rugged 8-point power distribution blocks allow neat and safe connection points for electrical accessories.

80114 - Distribution Block - Red

80115 - Distribution Block - Black

80116 - Distribution Block Set - 1 Red, 1 Black



Battery System Accessories



Junction Block

Two isolated 10 gauge posts provide a perfect way to attach two large gauge wire connections.

80112



Remote Battery Junction Blocks

Through-bulkhead terminals with one positive (red) and one negative (black) 3/8" connector stud for battery cables.

40106

Remote Battery Cable Kit - 16' Red & 3' Black

Only the highest quality components go into our remote battery cable kit. Comes complete with 16 feet of red #1 gauge positive battery cable and three feet of black #1 gauge battery cable, both with heavy duty battery terminals already installed. 133 strand copper cable with lightweight abrasion resistant insulation capable of handling over 250 amps. Kit includes side post adapters and high amp crimp ring terminals.

40100



Remote Battery Cable Kit - 16' Red & 16' Black

Allows both positive and negative cables to be attached to the engine for maximum starting current. These two 16 foot, #1 gauge cables help prevent voltage drop to the engine. Eliminates the need for additional heavy cable connections between the engine and frame.

40105



Universal ground strap kits:

4 Piece kit includes (1) 14" 1/0 heavy duty ground strap, (3) 11" 10 gauge ground straps, and self tapping screws.

40140

Single 1/0 heavy duty 14" ground strap.

40141

Single 10 gauge heavy duty 11" ground strap and (2) 1/4 self tapping screws for mounting.


40142



Fiberglass Body Ground Kit

For proper electrical grounding of any vehicles with fiberglass bodies such as Cobra Kits, Bronco or Jeep reproduction bodies, Sandrails or Crawlers.

40026



**Stay up to date on
everything Painless!**



AMERICAN MADE



AMERICAN PROUD

PAINLESS
PERFORMANCE PRODUCTS

Universal Style Pre-Wired Fuse Block

Use this 14 Circuit OEM Universal style pre-wired fuse block to replace your existing fuse block or as a starting point for custom wiring. All you have to do is terminate each circuit wire and attach it to the fuse block. Pre-wired and labeled for the following circuits: Starting, Air conditioning /heat, gauges/dash instruments, brake lights, headlights, coil, horn, dome light, radio, electric fan, turn signals, emergency flashers, wipers and alternator. Kit includes: mounting bracket, fuses, flashers, horn relay, terminals, and full instructions. (No wire included)

30001

Universal Style Pre-Wired Fuse Block

Contains the same 14 circuits as above but also includes 6 additional circuits for power windows, power door locks, electric fuel pump, backup lights, cigarette lighter, and a optional accessories. (No wire included).

30003

Race/Pro Street Pre-Wired Fuse Block

This is a Race/Pro Street version of our #30001 fuse block designed with 16 circuits to make your race car street legal. Just terminate your wiring and attach it to the fuse block. Pre-wired and labeled for the following circuits: electric fuel pump, Gauges/Radio, electric water pump, electric fan, brake lights, wipers, headlights, turn signals, emergency flashers, horn, coil, dome light, alternator, starting, and two optional accessories. Kit includes: 10-gauge alternator lead, mounting bracket, fuses, flashers, horn relay, terminals, fusible link, and step by step instructions. (No wire included)

50101

Weatherproof Universal Style Pre-Wired Fuse Block

This weather proof 20 circuit universal fuse block is perfect when you need to replace an exposed unreliable fuse block with something rugged and dependable. It comes fully assembled with wire leads that you can connect to your existing wiring and is completely sealed from the elements for trouble free performance. Includes mounting bracket.

30004

Add-On Fuse Block

This 4 circuit fuse block is great for any vehicle where additional circuits are needed beyond the main fuse block. Ideal for in-line wiring applications, such as trailer wiring or when adding vehicle accessories. Uses blade type automotive fuses up to 30 amps. (No wire included)

30002

Midi-Fuse Assembly

100 amp Midi-Fuse and fuse cover.

80000


Maxi-Fuse Assembly

70 amp Maxi-Fuse and fuse cover.

80101

70 Amp Maxi-Fuse only

80102



Stay up to date on
everything Painless!



CirKit Boss Add-On Fuse Blocks



Don't go unprotected! Electrical accessories can send voltage spikes through your system, damaging everything from light bulbs to computers. The safe way to add electrical accessories is with CirKit Boss, the first circuit isolating auxiliary fuse blocks that provide both constant and ignition hot circuits. No more tapping into an existing wire or into a spare circuit at the fuse block. Using these add-on, relay activated fuse blocks is the safe way.

Only a small activation wire from any ignition source is needed to turn on the relay that turns on the fuse block. All CirKit Boss models are made using TXL cross link polyethylene wire rated to 125 °C (275F) degrees. All harness wires are 48" long and factory machine terminated. CirKit Boss includes an in-line circuit breaker, relay, mounting hardware, & terminals. Protects your OEM warranty. Easy to install. Safely adds ignition hot and constant hot circuits.

3-Circuit Auxiliary Fuse Block

Perfect For Use Under Normal Conditions.

1 constant-hot and 2 ignition-hot circuits. Uses one 40 amp relay.

70103

3-Circuit Auxiliary Fuse Block

Perfect For Use Under Normal Conditions. 3 ignition-hot circuits.

Uses one 40 amp relay.

70113

3-Circuit High Amperage Auxiliary Fuse Block

3 ignition-hot circuits with a maximum total amperage of 70 amps.

Uses one 70 amp relay.

70114

3-Circuit Weather Resistant Auxiliary Fuse Block

Mounts under hood in unprotected areas. Extreme use where moisture / dust resistance is important. 1 constant-hot and 2 ignition-hot circuits.

Uses one 40 amp relay. (Includes cover for fuses)

70203

3-Circuit Weather Resistant Fuse Block

Mounts under hood in unprotected areas. Extreme use where moisture / dust resistance is important. 3 ignition-hot circuits. Uses one 40 amp relay. (Includes cover for fuses)

70213

7-Circuit Auxiliary Fuse Block

3 constant-hot and 4 ignition-hot circuits. Uses one 40 amp relay.

70107

7-Circuit Auxiliary Fuse Block

7 ignition-hot circuits. Uses two 40 amp relays.

70117

7-Circuit Heavy Duty Auxiliary Fuse Block

7 ignition-hot circuits. Uses two 70 amp relays.

70118

7-Circuit Weather Resistant Fuse Block

3 constant-hot and 4 ignition-hot circuits.

Uses one 40 amp relay. (Includes cover for fuses)

70207

7-Circuit Weather Resistant Fuse Block

7 ignition-hot circuits. Uses two 40 amp relays.

(Includes cover for fuses)


70217

Auxiliary Fuse Block Weather Resistant Covers

70120 - Cover only - 3 circuit

70121 - Cover only - 7 circuit

P/N 70103




P/N 70114




P/N 70203



P/N 70117



P/N 70217



Waterproof Bulkhead Connector Kit

This 22-pin bulkhead connector kit allows for custom wiring at the firewall. Includes all necessary terminals and connectors. Uses 18-16 gauge wire.

40130



Weatherproof Connector Kit

Use this weatherpack connector kit where rain, dust or other elements may affect electrical connections. Each kit includes a male and a female connector and the appropriate number of terminals. NOTE: Accepts only 14 -16 gauge wire.

70401 - 1 Wire Kit (2pack)

70404 - 4 Wire Kit

70402 - 2 Wire Kit

70406 - 6 Wire Kit

70403 - 3 Wire Kit



Quick-Connect Terminal Kit

Use this quick-connect terminal kit to make your own locking quick connect plugs easily and quickly. Each kit includes a male and a female connector and the appropriate number of terminals. NOTE: Accepts only 14 -20 gauge wire.

40006 - 2 Wire kit

40010 - 9 Wire kit


40007 - 3 Wire kit

40011 - 12 Wire kit

40008 - 4 Wire kit

40012 - 15 Wire kit


40009 - 6 Wire kit



20 Amp Weatherpack Fuse Loop

Just cut it and splice inline with whatever circuit you need to add a fuse on.

70438



Professional Quality Wire Crimpers

Professional grade "Roll Over" wire crimpers. Perfect for crimping uninsulated terminals and Weatherpack terminals. These crimpers "roll over" the terminal end into the wire strands for optimal contact, instead of just flattening the metal.

70900



Bulk TXL Wire & Terminals



When reliability and performance can't be compromised you want this wire - not the inexpensive primary wire you find in most parts stores, this the wire we use on our own harnesses. Stranded real copper core. Cross-linked polyethylene insulation for superior abrasion resistance. Withstands over 125°C (275°F). Exceeds OEM specifications for under hood applications. Thinner polyethylene covering means lighter weight and much easier routing.

8 GAUGE WIRE STOCK

COLOR	25 FT.
Red	70690

10 GAUGE WIRE STOCK

COLOR	25 FT.
Red	70700
Black	70701

12 GAUGE WIRE STOCK

COLOR	25 FT.	50 FT.
Red/Blk	71710	70710
Orange	71711	70711
Purple	71712	70712
Red	71714	70714
Brown	71715	70715
Black	71716	70716

14 GAUGE WIRE STOCK

COLOR	25 FT.	50 FT.
Red	71800	70800
Black	71801	70801
Orange	71802	70802
Yellow	71803	70803
Green	71804	70804
Blue	71805	70805
White	71806	70806
Grey	71807	70807
Lt.Blue	71808	70808
Lt.Green	71809	70809
Pink	71810	70810
Brown	71811	70811
Purple	71812	70812
Tan	71813	70813
Tan/White	71814	70814
Grey/White	71815	70815
Black/White	71816	70816
Blue/Yellow	71817	70817
Yellow/Black	71818	70818
Yellow/White	71819	70819

16 GAUGE WIRE STOCK

COLOR	25 FT.	50 FT.
Lt.Blue	71830	70830
White	71831	70831
Blue	71832	70832
Green/Blk	71833	70833
Green	71834	70834

18 GAUGE WIRE STOCK

COLOR	25 FT.	50 FT.
Lt.Blue/Blk	71850	70850
Purple/Blk	71851	70851
Purple/White	71852	70852
Red/White	71853	70853
Orange/Blk	71854	70854
Green/Blk	71855	70855
Red	71858	70858
Blue	71859	70859
Lt. Blue	71860	70860
Brown	71861	70861
Green	71862	70862
Pink	71863	70863
Orange	71864	70864
Black/White	71865	70865
Black	71866	70866
Purple	71867	70867
White	71868	70868



84 piece terminal assortment kit

You can trust Painless to give you only the finest American made quality terminals for the best connection possible. These terminals cost a little more, but they are worth every penny.

40060

67piece weatherproof terminal assortment kit

The finest quality terminals money can buy. High grade copper, covered in special heat shrink that will not crack under high temperatures. Heat activated adhesive waterproofs the connection & relieves wire strain. Impervious to gas, antifreeze, battery acid, diesel fuel and saltwater. Easy crimp-on style. Exceeds all UL and CSA requirements.

40065

Through-wall Grommets

7 piece assortment of through-wall grommets to make wiring installations safer and professional looking.

71901



Circuit Block Covers

Protect your fuse block from dust while providing a clean look to your wiring installation with one of these molded fuse block covers.

12000 - Cover For Painless 21 Circuit Blocks.
(Will not fit 30001 or 50101)

12001 - Cover For Painless 28 Circuit Blocks.
(Will not fit 30003)



PROJECT BUILD SHEET

VEHICLE: YEAR: _____ MAKE: _____ MODEL: _____

ENGINE YEAR: _____ TYPE/SIZE: _____ TRANSMISSION: _____

Chassis Harness # _____ (pages 9-47) Fuse Block Cover: 12000 or 12001

Fuel Injection Harness # _____ (pages 52-72)

ECM # _____ (page 53)

Race Switch Panel # _____ (pages 48-51)

Fuse Block/Additional Circuits: _____ (page 89-90)

Battery Cables (page 88): 40100 (15' Red/3' Black) or 40105 (16' Red/16' Black)

Ground Straps (page 88): 40140 (engine/chassis kit), 40141 (1/0 engine strap), or 40142 (single chassis strap)

Junction Blocks: _____ (page 88)

Battery Disconnect # _____ (page 88)

Dual Battery Controller # _____ (pages 88)

Classic/Power Braid (Chassis Kit, page 73): 70920 (PowerBraid) or 70970 (ClassicBraid)

(EFI/Engine compartment Kit, page 73): 70921 (PowerBraid) or 70971 (ClassicBraid)

Switches: _____ (pages 85)

Gauge Harness (page 84): 30301 (mech. speedo) or 30302 (elect. speedo)

Courtesy Light Kit (page 84): 30702 (2 wired sockets/ GM jamb switches) or 30710 (2 wired sockets)

Headlight Relays # _____ (page 82)

Transmission Controller/Lockup # _____ (page 70 & 83)

Electric Fan Relay/Controller # _____ (pages 80-81)

Electric Water Pump Relay (page 79): 30132 (weatherproof) or 50106 (non-weatherproof)

Fuel Pump Relay (page 79): 30131 (weatherproof) or 50102 (non-weatherproof)

Alternator Pigtail/Harness # _____ (page 86)

Other Components _____

Part Numbers By Page



Number	Page	20106	23	30116	81	30802	82	40106	88	50430	49	60125	70
10101	10	20107	22	30117	81	30803	82	40112	87	50506	48	60127	63
10102	10	20110	24	30118	63	30805	84	40130	91	50710	46	60128	63
10103	28	20112	20	30120	84	30806	84	40140	88	57000	75	60129	63
10104	28	20113	20	30127	63	30809	70	40141	88	57001	75	60130	63
10105	35	20114	20	30128	81	30812	39	40142	88	57002	75	60131	63
10106	36	20120	27	30129	81	30813	70	50001	44	57003	75	60150	63
10111	38	20121	27	30130	81	30814	82	50002	42	57004	75	60201	67
10112	30	20122	27	30131	79	30815	82	50003	43	57005	75	60202	68
10113	34	20128	17	30132	79	30816	82	50005	45	57020	77	60203	69
10114	34	20129	17	30133	63	30817	82	50101	89	57021	77	60212	65
10117	33	20130	17	30140	80	30818	18	50102	79	57022	77	60213	65
10118	33	20202	19	30141	80	30819	39	50105	46	57023	77	60214	66
10120	12	21000	18	30142	80	30821	82	50106	79	57024	77	60215	66
10123	26	21001	16	30143	80	30822	82	50201	44	57040	76	60217	62
10127	25	30001	89	30201	46	30823	82	50202	44	57042	76	60218	62
10140	40	30002	89	30202	46	30830	47	50210	49	57100	77	60221	61
10144	41	30003	89	30203	46	30831	86	50301	48	57150	77	60250	72
10150	37	30004	89	30204	87	30901	31	50302	48	57200	77	60311	67
10201	11	30100	81	30205	87	40006	91	50303	48	60008	60	60312	68
10202	11	30101	81	30206	87	40007	91	50305	48	60009	60	60313	68
10203	29	30102	81	30301	84	40008	91	50306	48	60017	62	60314	69
10204	29	30103	81	30302	84	40009	91	50330	50	60026	57	60315	69
10205	32	30104	81	30700	86	40010	91	50332	50	60101	67	60320	65
10206	31	30105	82	30702	85	40011	91	50334	50	60102	68	60321	65
10220	13	30106	63	30705	86	40012	91	50335	50	60103	69	60322	62
10307	9	30107	78	30706	86	40026	88	50336	50	60109	70	60323	62
10308	9	30108	78	30707	86	40027	84	50337	50	60110	70	60324	60
10309	9	30109	63	30708	85	40030	86	50340	50	60113	64	60325	60
12000	92	30110	81	30709	86	40060	92	50341	50	60114	64	60406	46
12001	92	30111	81	30710	85	40065	92	50404	48	60116	70	60502	64
20101	18	30112	81	30711	46	40100	88	50406	48	60118	70	60505	64
20102	16	30113	63	30715	21	40102	87	50410	49	60119	67	60508	60
20103	14	30114	81	30717	39	40103	87	50412	49	60122	70	60509	60
20104	15	30115	81	30720	86	40105	88	50421	49	60124	70	60510	71

Part Numbers By Page



60511	71	70404	91	70833	92	70959	73	71834	92	80133	78	80404	51
60520	58	70406	91	70834	92	70960	73	71850	92	80135	78	80405	51
60522	59	70438	91	70850	92	70970	73	71851	92	80136	78	80411	51
60523	59	70690	92	70851	92	70971	73	71852	92	80140	46	80412	51
60524	56	70700	92	70852	92	70973	73	71853	92	80150	85	80413	51
60526	57	70701	92	70853	92	71710	92	71854	92	80151	85	80414	51
60550	53	70710	92	70854	92	71711	92	71855	92	80152	85	80415	51
60608	54	70711	92	70855	92	71712	92	71858	92	80153	85	80501	51
60617	55	70712	92	70858	92	71714	92	71859	92	80154	85	80502	51
60650	84	70714	92	70859	92	71715	92	71860	92	80160	79	80503	85
60700	53	70715	92	70860	92	71716	92	71861	92	80170	85	80510	51
60701	53	70716	92	70861	92	71800	92	71862	92	80171	85	80511	51
60702	53	70800	92	70862	92	71801	92	71863	92	80172	85	80512	51
60710	53	70801	92	70863	92	71802	92	71864	92	80173	85	80513	51
64023	70	70802	92	70864	92	71803	92	71865	92	80174	85	80514	51
64024	64	70803	92	70865	92	71804	92	71866	92	80175	70	80520	51
65300	39	70804	92	70866	92	71805	92	71867	92	80176	85	80521	51
65301	39	70805	92	70867	92	71806	92	71868	92	80200	84	80528	51
65302	39	70806	92	70868	92	71807	92	71901	92	80201	84	80529	51
66501	83	70807	92	70900	91	71808	92	80000	89	80202	84	80530	51
70103	90	70808	92	70901	73	71809	92	80101	89	80203	84	80531	51
70107	90	70809	92	70902	73	71810	92	80102	89	80204	84	80532	51
70113	90	70810	92	70903	73	71811	92	80107	51	80205	84	80533	51
70114	90	70811	92	70904	73	71812	92	80108	51	80206	84	80534	51
70117	90	70812	92	70910	73	71813	92	80109	51	80207	84		
70118	90	70813	92	70916	73	71814	92	80110	51	80208	84		
70120	90	70814	92	70920	73	71815	92	80111	51	80209	84		
70121	90	70815	92	70921	73	71816	92	80112	88	80210	84		
70203	90	70816	92	70922	73	71817	92	80114	87	80211	84		
70207	90	70817	92	70923	73	71818	92	80115	87	80230	82		
70213	90	70818	92	70940	73	71819	92	80116	87	80300	82		
70217	90	70819	92	70941	73	71830	92	80120	85	80400	51		
70401	91	70830	92	70956	73	71831	92	80121	85	80401	51		
70402	91	70831	92	70957	73	71832	92	80130	78	80402	51		
70403	91	70832	92	70958	73	71833	92	80131	78	80403	51		

From Humble Beginnings

PAINLESS
PERFORMANCE PRODUCTS

Street Rod
LIFE

www.streetrodslife.com

By Todd Ryden of Street Rod Life.

If you've ever attended a seminar during a national event car show or talked with manufacturers during an event or cruise, chances are you've talked with this Street Rod Lifer.

Dennis Overholser grew up on a farm in the sticks of Indiana. Like a typical kid growing up on a farm, Dennis helped wherever help was needed, from planting and harvesting crops to raising animals and, of course, fixing anything that happened to break.



Not long after learning to drive in a '49 Chrysler with a Fluid Drive transmission, he bought his first project car, a '33 Ford three-window coupe, sans the driveline. A summer job of unloading bagged fertilizer brought enough money to source a 1953 Flathead, and over the winter, Dennis got his first hot rod running and on the road before graduating in 1965.

the rod was built.

Tired of the Indiana weather and looking for better job opportunities, Dennis settled in Ft. Worth, Texas, and continued building rods. He started driving semis over the road, and while at home, he studied electronics and still found time to build cars — a lot of them. We're talking a '40 Buick Special, a '29 sedan, a '30 coupe, '39 Chevy, and more.



What he learned while building all these street rods is they all needed wiring to be safe, fun, and reliable. With that, he put pen to paper, terminal to wire, and fuse panels together to form an all-new wiring harness built for hot rods. He sold the first one at the Pate swap meet in Ft. Worth, and in 1991, named his new company Painless Wiring.

Twenty-seven years later, the company is still going strong, and so is Dennis. He's actually retired from the day-to-day of the company but continues to work tradeshow, car shows, and other events for the company. Hot rodding has been, and continues to be, a major part of Dennis' life.



He has written articles and books to help thousands with their street rod's electrical system. He's volunteered his time as a member of the Board of Directors for SEMA, headed the Hot Rod Industry Alliance, was an NSRA Safety inspector and state rep, and continues to be a passionate supporter of our hobby.

Even though Dennis tells everyone he's "semi-retired," it's tough to believe him. We see him at events all over the country — still works Power Tour and presents seminars. He recently finished a front engine dragster and is nearly complete with a '66 Suburban tow vehicle. Maybe it's more of a semi-semi-retirement for now.

USE THE WIRING

STACEY DAVID'S



THAT THE PROS TRUST!

PAINLESS
PERFORMANCE PRODUCTS

www.painlessperformance.com

BACK THE BLUE

PAINLESS[®]

PERFORMANCE PRODUCTS

2501 Ludelle St, Fort Worth, Texas 76105

Phone: 1.817.244.6212, Fax: 1.817.244.4024

Sales/Tech 1.800.423.9696

