



FACTORY PERFORMANCE™ PARTS 2018 CATALOG

WHAT'S INSIDE?

Air Cleaner Accessories	4,19,28
Air Cleaner Center Nuts	4,19,28
Air Cleaner Kits	18-20,28-29,66
Alternator Brackets	25,47
Alternators	25,46,47
Apparel.....	68
Bolts & Fasteners ...	13,17,28,33,56,61,64,67
Caps, Air Breather / Oil	5,31-32,34,66
Caps, Distributor	55
Carburetor Accessories.....	40-43
Carburetor Base Plates	41,43
Carburetor Fuel Bowls	41
Carburetor Main Bodies	40
Carburetor Spacer Kit	43
Carburetor Tools	43,87
Carburetors	30-33
Chrome Parts, Proform.....	66,67
Coils, Ignition.....	55
Decals	68
Degree Wheels/Kits.....	78
Differential Covers	22,62
Dipsticks, Oil & Transmission.....	21,33,65,66
Distributor Components.....	48-49
Distributors	20,46-47
Drain Plug, Oil (No-Mess).....	60,80
Dress-Up Kits.....	4-7,26,60
Engine Building Tools	69-89

Fans Controllers.....	57
Fans, Electric.....	25,56
Ford Parts	20-28,59
Freeze Plug Inserts	21
Freeze Plug Kits	65
Fuel Pump Block Off Plates	21,33,66
Funnels, No-Mess	86
Gaskets	67-68
Gear Drives	65
Gear, Distributor (Iron)	55
General Motors Licensed Parts.....	4-25
Grommets.....	17,67
Guide Plates.....	60
Harmonic Balancers.....	65
Harmonic Balancer Covers.....	21,66
Harmonic Balancer Tools	76-77
Header Bolts.....	64,66
Hold Down Clamps, Distributor	55
Ignition Accessories.....	48-49,55
Key Chains	89
LS Parts & Tools.....	14-15,75-78,82
Master Cylinder Covers.....	21
Micrometer Sets	88
Mopar Performance	34-35
Mustang Parts	26-33,61
Pans, Oil & Transmission	121,61,67
Perfect Launch® Differential Covers.....	62
Pinion Setting Tool.....	84

Poly Locks, Rocker Arm	58-60
Pushrods	60
Radiator Overflow Canisters	51
Radiator Caps	21
Ring Compressors.....	73
Ring Filers.....	72
Rocker Arms.....	58-60
Scales, Balancing / Vehicle	70-71
Shift Lights	63
Socket Assist, Wrench.....	80
Starters	25,35,48-49
Stud Girdles.....	59
Thermostats, Adjustable	57
Timing Chain Covers.....	20,66-68
Timing Light, Self-Powered	88
Timing Pointers.....	20,67
Tools, Engine Building	69-89
Vacuum Advance, Adjustable.....	55
Valve Cover Acces	5,17,32-34,66-67
Valve Covers	9-16,26-27,67
Valve Cover Wing/Mini Nuts	17,33,67
Water Necks.....	13,61
Water Pumps, Electric	21,67
Water Pumps, Mechanical	35,51
Wire Looms & Dividers	17,33,67
Wrenches.....	80,84-85



HOW TO BUY PROFORM® PARTS AND ACCESSORIES: Proform Parts and Accessories are available through most major performance parts sellers.

Front Cover Image: Ford Performance 427 crate engine dressed in Slant-Edge valve covers and air cleaner kit. Chevrolet Performance ZZ6, crate engine dressed in Slant-Edge valve covers, and air cleaner kit.

MOPAR, HEMI, and related logos, vehicle model names and trade dress are trademarks of FCA US LLC used under license by Specialty Auto Parts U.S.A., Inc.

LIMITED WARRANTY: Specialty Auto Parts U.S.A., Inc. will, within a reasonable period of time, repair or replace free of charge any part listed in this catalog which upon careful inspection is found, in our sole judgement, to have material or manufacturing defects, provided it is received within 12 Months / Unlimited Miles* (*when installed in "street legal" automotive applications for use on public roads) of date of purchase accompanied by a sales slip, the original packaging, and an authorized Return Merchandise Authorization number (RMA). End-users should return the part to the seller from whom they made their purchase. The seller will obtain an RMA by calling (586) 774-2500. To make a warranty claim, the seller must return the part to **Specialty Auto Parts U.S.A., Inc., 26708 Groesbeck Highway, Warren, MI 48089**, freight prepaid.

Warranty applies when part is used in "street legal" automotive applications for use on public roads. There is absolutely no warranty for the following conditions: (1) Any parts used on racing applications, (2) Any part that has been physically or mechanically altered, (3) Any part that has been improperly installed or maintained, (4) Any part used in improper applications or not used in conjunction with the proper parts.

Warranty applies when part is used in "street legal" automotive application for use on public roads. There are no implied warranties of merchantability or fitness for a particular purpose. There are no warranties, which shall extend beyond the warranty description herein. Specialty Auto Parts U.S.A., Inc. will not be responsible for incidental damages, consequential damages, property damages, or personal injury damages to the extent permitted by law. PLEASE NOTE: SOME STATES DO NOT ALLOW LIMITATIONS ON HOW LONG IMPLIED WARRANTIES MAY LAST OR DO NOT ALLOW EXCLUSIONS OR LIMITATIONS OF INCIDENTAL OR CONSEQUENTIAL DAMAGES, SO THOSE EXCLUSIONS OR LIMITATIONS MAY NOT BE APPLICABLE TO YOU.

SOME OF THE PARTS LISTED IN THIS CATALOG ARE NOT LEGAL FOR SALE OR USE IN CALIFORNIA OR ANY POLLUTION CONTROLLED VEHICLES. INSTALLATION OF PROFORM AND PROFORM FACTORY PERFORMANCE PARTS MAY ADVERSELY AFFECT THE WARRANTY COVERAGE ON YOUR VEHICLE. SPECIALTY AUTO PARTS U.S.A., INC. ASSUMES NO LIABILITY FOR ERRORS MADE IN COMPONENT SELECTIONS OR INSTALLATIONS. Specialty Auto Parts U.S.A., Inc. reserves the right to make necessary changes in products it manufactures and markets at any time to improve product performance.

PROFORM, PERFECT LAUNCH, AND FACTORY PERFORMANCE PARTS are registered trademarks of Specialty Auto Parts U.S.A., Inc. General Motors Trademarks used under license to Specialty Auto Parts U.S.A., Inc. Chevrolet®, Chevy®, and Bowtie™ are trademarks of GM. Ford Motor Company Trademarks and Trade Dress used under license to Specialty Auto Parts U.S.A., Inc. ©2017-2018 Specialty Auto Parts U.S.A., Inc. All rights reserved.

Some items may not be legal for sale or use in California or on any pollution controlled vehicle.



**EXTRA-LARGE CHEVY
BOWTIE CENTER NUTS**
(141-338)
PG. 4



**CHEVY
SLANT-EDGE BREATHERS**
(141-856)
PG. 5



**FORD
SLANT-EDGE BREATHERS**
(302-436)
PG. 31



**MOPAR
SLANT-EDGE BREATHERS**
(440-440)
PG. 34



**NEW MOPAR
STARTER**
(440-415)
PG. 35



**NEW MOPAR
DISTRIBUTORS**
(440-427)
PG. 35



LS STARTER
(67053)
PG. 49



**VARIABLE SPEED
FAN CONTROLLER**
(69596)
PG. 57



WIRELESS BILLET SCALE
(67645)
PG. 70



ELECTRIC RING FILER
(66758)
PG. 72



**BALANCER INSTALLER TOOL
FOR FORD, PONTIAC, BUICK,
OLDS, & CHRYSLER**
(66522)
PG. 76



**4-PC DOUBLE ENDED
WRENCH SET**
(66988)
PG. 84

Chevrolet® Performance Slant-Edge Breather Caps* & Bowtie Center Nuts

Continuing the tradition of the hottest design in engine dress-up today, the New Chevrolet Performance Slant-Edge Breather Caps are not only functional, by allowing the engine to breathe better under high rpm conditions, but also showcase the iconic Chevy Bowtie in vivid 3D. Various emblem configurations include raised precision CNC milled Bowties, as well as recessed with inlaid paint; even the unique blackfield finish has been created! Five finishes including the ultra-popular Chevy Orange, the signature Black Crinkle, and of course, chrome, so lustrous it looks like it is wet to the touch! Cap off your valve covers with a choice of thirteen styles, and complete the Slant-Edge set you already have with air cleaners and valve covers, or add a small touch of added cool under your hood. Also available without emblems in a polished, chrome, and Black Crinkle finishes.



141-850.....Polished w/o Emblem
141-851.....Chrome w/o Emblem
141-852.....Chrome w/ Recessed Black Bowtie
141-853.....Chrome w/ Recessed Red Bowtie
141-854.....Polished w/ Recessed Black Bowtie


141-855.....Polished w/ Recessed Red Bowtie
141-856.....Chrome w/ Raised/Recessed Blackfield Bowtie
141-857.....Polished w/ Raised/Recessed Blackfield Bowtie
141-858.....Black Crinkle w/ Raised Bowtie
141-859.....Chevy Orange w/ Raised Bowtie

141-860.....Cast Gray Crinkle w/ Raised Bowtie
141-861.....Black Crinkle w/ Recessed Red Bowtie
141-862.....Black Crinkle w/o Emblem

EXTRA-LARGE BOWTIE CENTER NUTS

The extra-large Chevy Bowtie air cleaner center nut is the perfect final touch for your fully customized engine bay! The 3D contoured design gives this center nut a bold look that really sets off the top of your air cleaner. They fit both 1/4"-20 and 5/16"-18 studs.

- 141-338....Chrome with Black
- 141-335....Black Crinkle with Red
- 141-339....Black Crinkle with Black
- 141-336....Chrome with Gold



Air Breather Caps *

The top of each air breather cap is embossed handsomely with a raised Bowtie Emblem to match the genuine factory-parts appearance of the engine. For use in valve cover with grommets fitting 1.22" holes. **Technical Note:** Use with grommet in Grommet Set PROFORM P/N 141-615.

- 141-616.... Push-in, 3" dia., Chrome
- 141-754.... Push-in, 3" dia., Black Crinkle
- 141-365.... Push-in, 3" dia., Metallic Gray (not shown)
- 141-786.... Push-in, 3" dia., Chevy Orange

For use in valve covers with grommets fitting 1.22" holes. **Technical Note:** Use with grommet in Grommet Set PROFORM P/N 141-615.

- 141-619.... Push-in, rectangular



For use with oil filler tube (PROFORM P/N 66020) or 1.82 opening.


- 141-617.... Push-on, 3" dia.

For use with Chevrolet style holes. **Technical Note:** Manufactured with non-asbestos gaskets. It may be necessary to remove one gasket for proper clearance.

- 141-618.... Twist-on, 3" dia.

These popular push-in filter air breathers, with the raised Bowtie Emblem stamped prominently in the top, are offered in two styles: with the heat-shield hood and without. 3" diameter. Fits valve covers with 1.22" holes.

- 141-621.....Push-in, filter, with hood, Chrome
- 141-622.....Push-in, filter, without hood, Chrome
- 141-625.....Clamp-on, filter, with hood, 1 3/8", Chrome (not shown)
- 141-613.....Push-in, with hood, Black Crinkle
- 141-614.....Push-in, without hood, Black Crinkle



*Product is legal only for off-highway use (except in CA or states that have adopted CA emission standards), racing use or for use on pre-emission-controlled motor vehicle/engines (pre-1966 domestic vehicles certified to CA standards, pre-1968 domestic vehicles certified to federal standards and all pre-1968 foreign vehicles), per manufacturer's application guide.

Dress-Up Kits*

"Old School" Classic Chrome Kit - 141-900

The look that embodies Hot Rod nostalgia. Easy to install, this kit has the signature recessed CHEVROLET & Bowtie Emblems hand painted in black and red. Heavy-gauge steel valve covers help reduce leaks and the triple Chrome layers mean a long lasting, durable shine. Includes grommets for air breather cap and PCV. For Gen I Chevy Small-Block V8's, 1958-86.



Letter	Part Number	Part Type	Description	Qty
A	141-905	Chevy Performance Valve Covers ¹	Recessed Black/Red CHEVROLET & Bowtie Emblems; Tall w/ Baffles	2
B	141-902	Chevy Performance Wing Nuts ²	Recessed Red Bowtie Emblem; 1/4"-20 Thread	8
C	141-904	Chevy Performance Timing Chain Cover	Recessed Black/Red CHEVROLET & Bowtie Emblems	1
D	141-333	Large Chrome Bowtie Center Nut	Chrome Bowtie Red Outlined Black Center, 1/4"-20 & 5/16"-18 Threads	1
E	141-906	Chevy Performance 14-Inch Air Cleaner	Recessed Black/Red CHEVROLET & Bowtie Emblems; 14" Diameter	1
F	141-616	Chevy Performance Push-In Air Breather Cap ¹	Embossed Chevy Bowtie Emblem, 3" Diameter*	1
G	141-903	Chevy Performance Hold Down Clamps ²	Recessed Red Bowtie Emblem w/ Red Pin Stripes	8



Metallic Gray Engine Dress-up Kit - 141-360

The red and blue recessed CHEVROLET & Bowtie Emblems contrast nicely on top a field of light bold Metallic Gray. Heavy-gauge steel valve covers help reduce leaks. Includes grommets for air breather cap and PCV. For Gen I Chevy Small-Block V8's, 1958-86.

Letter	Part Number	Part Type	Description	Qty
A	141-361	Chevy Performance Valve Covers ¹	Recessed Red CHEVROLET & Bowtie Emblems; Tall w/ Baffles	2
B	141-364	Chevy Performance Wing Nuts ²	Recessed Red Bowtie Emblem; 1/4"-20 Thread	8
C	141-363	Chevy Performance Timing Chain Cover	Recessed Red/Blue CHEVROLET & Bowtie Emblems	1
D	141-362	Chevy Performance 14-Inch Air Cleaner w/ Center Nut	Recessed Red/Blue CHEVROLET & Bowtie Emblems	1
	included	LargeBowtie Center Nut	Bowtie, 1/4"-20 & 5/16"-18 Threads	n/a
E	141-365	Chevy Performance Push-In Air Breather Cap ¹	Embossed Chevy Bowtie Emblem, 3" Diameter	1
F	141-366	Chevy Performance	Recessed Blue Bowtie Emblem w/ Red Pin Stripes	8



NOTE: 141-905 is also available separately in short height, as PN 141-899

¹Product is legal only for off-highway use (except in CA or states that have adopted CA emission standards), racing use or for use on pre-emission-controlled motor vehicle/engines (pre-1968 domestic vehicles certified to CA standards, pre-1968 domestic vehicles certified to federal standards and all pre-1968 foreign vehicles), per manufacturer's application guide.

²Packaging contains 4 pcs. Order 2 packages per engine application guide.

Black Crinkle Engine Dress-up Kit - 141-758

One of the most popular and durable dress-up kits available today! This Black Crinkle kit, with its distinctive look and boldly striking, red wording, comes with everything you need for race day or show day! For Gen I Chevy Small-Block V8's, 1958-86.



Letter	Part Number	Part Type	Description	Qty
A	141-751	Chevy Performance Valve Covers ¹	Recessed Red CHEVROLET & Bowtie Emblems; Tall w/ Baffles	2
B	141-756	Chevy Performance Wing Nuts ²	Recessed Red Bowtie Emblem; 1/4"-20 Thread	8
C	141-753	Chevy Performance Timing Chain Cover	Recessed Red CHEVROLET & Bowtie Emblems	1
D	141-752	Chevy Performance 14-Inch Air Cleaner w/ Center Nut	Recessed Red CHEVROLET & Bowtie Emblems	1
	included	Large Black Crinkle Bowtie Center Nut	Black Crinkle Bowtie, 1/4"-20 & 5/16"-18 Threads	n/a
E	141-754	Chevy Performance Push-In Air Breather Cap ¹	Embossed Chevy Bowtie Emblem, 3" Diameter	1
F	141-757	Chevy Performance Hold Down Clamps ²	Recessed Red Bowtie Emblem w/ Red Pin Stripes	8

Chevy Orange Engine Dress-up Kit - 141-780

Make a bold declaration of Chevrolet muscle with the Chevy Orange Dress-up Kit. Made with high-quality steel components this it is built to last. With this brilliant finish and the unmistakable CHEVROLET & Bowtie Emblems in black, you will let everyone know that you are a "Chevy Guy" with pride! For Gen I Chevy Small-Block V8's, 1958-86.



Letter	Part Number	Part Type	Description	Qty
A	141-783	Chevy Performance Timing Chain Cover ¹	Recessed Black CHEVROLET & Bowtie Emblems	1
B	141-784	Chevy Performance Valve Covers ¹	Recessed Black CHEVROLET & Bowtie Emblems; Tall w/ Baffles	2
C	141-785	Chevy Performance 14-Inch Air Cleaner	Recessed Black CHEVROLET & Bowtie Emblems	1
	included	Large Black Crinkle Bowtie Center Nut	Black Crinkle Bowtie, 1/4"-20 & 5/16"-18 Threads	n/a
D	141-786	Chevy Performance Push-In Air Breather Cap ¹	Embossed Chevy Bowtie Emblem, 3" Diameter	1
E	141-601	Chevy Performance Mini Nuts ²	Recessed Black Bowtie Emblem; 1/4"-20 Thread	8
F	141-782	Chevy Performance Hold Down Clamps ²	Recessed Black Bowtie Emblem w/ Black Pin Stripes	8

Carbon Style Dress-up Kit - 141-710

Charcoal colored carbon fiber is one of the most popular materials used in manufacturing today because of its strength and attractive looks. Proform's Carbon Style engine dress-up products are stamped steel parts with a carbon fiber patterned film adhered to the exterior surface giving the parts that look customers crave at a reasonable price with the strength of steel. For Gen I Chevy Small-Block V8's, 1958-86.



Letter	Part Number	Part Type	Description	Qty
A	141-712	Chevy Performance Valve Covers ¹	Recessed Red CHEVROLET & Bowtie Emblems	2
B	141-713	Chevy Performance 14-Inch Air Cleaner	Recessed Red CHEVROLET & Bowtie Emblems	1
	included	Large Black Crinkle Bowtie Center Nut	Black Crinkle Bowtie, 1/4"-20 & 5/16"-18 Threads	n/a
C	66013	Carbon-Style Push-In Air Breather Cap ¹	No Emblem, 3" Diameter	1

¹Product is legal only for off-highway use (except in CA or states that have adopted CA emission standards), racing use or for use on pre-emission-controlled motor vehicle/engines (pre-1966 domestic vehicles certified to CA standards, pre-1968 domestic vehicles certified to federal standards and all pre-1968 foreign vehicles), per manufacturer's application guide.

²Packaging contains 4 pcs. Order 2 packages per engine application guide.


Chevrolet® Small-Block Dress-Up Kits*

These Chrome Dress-up kits are full of the essentials for getting your bling on under the hood. Made from quality steel for strength and durability, these kits make up the essentials that won't let you down!




P/N: 141-001

Letter	Part Number	Part Type	Description	Qty
A	141-102	Chevy Performance Valve Covers	Embossed CHEVROLET & Bowtie Emblems; Short w/ Baffles	2
B	141-616	Chevy Performance Push-In Air Breather Cap ¹	Embossed Chevy Bowtie Emblem, 3" Diameter	1
C	141-215	Chevy Performance Timing Chain Cover	Chrome, Embossed CHEVROLET & Bowtie Emblems	1
D	141-636	Chevy Performance Wire Looms	Black, Embossed Red CHEVROLET & Bowtie Emblems	2
E	141-202	Chevy Performance Timing Tab	Chrome, 8" Diameter	1
F	141-550	Chevy Performance Oil Dipstick	Chrome, Stamped Bowtie Near Indication Mark	1



P/N: 141-002

Letter	Part Number	Part Type	Description	Qty
A	141-102	Chevy Performance Valve Covers ²	Embossed CHEVROLET & Bowtie Emblems; Short w/ Baffles	2
B	141-616	Chevy Performance Push-In Air Breather Cap ¹	Embossed Chevy Bowtie Emblem, 3" Diameter	1
C	141-600	Chevy Performance Wing Nuts ²	Recessed Bowtie Emblem	8
D	141-636	Chevy Performance Wire Looms	Black, Embossed Red CHEVROLET & Bowtie Emblems	2
E	141-610	Chevy Performance Hold Down Clamps ²	Chrome, Stamped Bowtie Near Indication Mark	4
F	141-550	Chevy Performance Oil Dipstick	Chrome, Stamped Bowtie Near Indication Mark	1



¹Product is legal only for off-highway use (except in CA or states that have adopted CA emission standards), racing use or for use on pre-emission-controlled motor vehicle/engines (pre-1966 domestic vehicles certified to CA standards, pre-1968 domestic vehicles certified to federal standards and all pre-1968 foreign vehicles), per manufacturer's application guide.

²Packaging contains 4 pcs. Order 2 packages per engine application guide.

SLANT-EDGE VALVE COVERS

Collector's Series Slant-Edge Valve Covers!

Five NEW colors to give that engine compartment a look that'll make heads spin! Raised and milled emblems provide an aggressive and modern look under the hood.


- A. 141-932....Blue, raised emblem
- B. 141-931....Red, raised emblem
- C. 141-934....Yellow, raised emblem
- D. 141-935....White, raised emblem
- E. 141-933....Green, raised emblem



- F. 141-920 Polished, raised emblem
- G. 141-921 Black Crinkle, raised emblem
- H. 141-922 Chrome, raised emblem
- I. 141-923 Metallic Gray, recessed blue/red emblem
- J. 141-924 Chevy® Orange, raised emblem
- K. 141-925 Cast Gray Crinkle, raised emblem
- L. 141-927 Polished, recessed red/black emblem
- M. 141-928 Black Crinkle, recessed red emblem
- N. 141-930 Chrome, recessed red/black emblem
- 141-926 Polished, no emblem (not shown)
- O. 141-939 Powdercoat-ready, raised emblem

Innovative mold design results in a die-casting with generous internal clearance.

Ten choices, with raised or recessed Chevrolet and Bowtie Emblems for a totally personalized look. Tall, with a removable baffle. Grommets included. Sold in Pairs. U.S. Pat. D580,954



Stamped Steel, Chevy Small-Block Valve Covers

These CHEVROLET Bowtie valve covers are made of heavy-gauge steel, 20% thicker than typical aftermarket valve covers, greatly reducing the likelihood of leakage around the valve cover flange area caused by fasteners being over-torqued. The chrome plating meets GM quality specifications. All valve covers bear the powerful Bowtie and CHEVROLET Emblems.

Black crinkle valve covers, with their distinctive look and boldly striking Bowtie and CHEVROLET Emblems, inlaid with classic Chevrolet red, are CED painted for long-term corrosion resistance, and then black crinkle painted on the outer surface.

Stamped valve covers are offered in either tall or production height (short). Oil restricting baffles are offered in many valve covers for those who wish to maintain the PCV hookup. All valve covers are sold in pairs, equipped with air breather and PCV grommets, unless specified otherwise. All valve covers with baffle come with baffle and grommets.

Technical Note: Production height Chevy small-block valve covers and valve covers with baffles will not clear most stud girdle applications. "Chevy small-block" or "S/B" refers to 1958-1986 engines.

Stamped Steel, Chevy Small-Block

Chrome:

- 141-101Chrome, S/B, tall, no baffle (not shown)
- A. 141-102Chrome, S/B, short, with baffle
- B. 141-103Chrome, S/B, tall, with baffle
- C. 141-899Chrome, S/B, short, with baffle, black lettering, red Bowtie Emblem, (not shown)
- D. 141-905Chrome, S/B, tall, with baffle, black lettering, red bowtie emblem

Black Crinkle:

- E. 141-751Black Crinkle, S/B, tall, with baffle
- 141-750Black Crinkle, S/B, short, with baffle (not shown)

Metallic Gray:

- F. 141-361.....Metallic Gray, S/B, tall, with baffle

Chevy Orange:

- G. 141-784Chevy Orange, S/B, tall, with baffle

Carbon-Style:

- J. 141-712Carbon Style, S/B, tall, with baffle



Carbon Style



H.

Super-Light, Fabricated Aluminum Valve Covers

These precision-welded fabricated aluminum valve covers are offered in two designs: For racing with no holes, and for street (where permitted) with the traditional 1.22" hole and GM-designed baffle. They have recessed Bowtie and CHEVROLET Emblems, inlaid with classic Chevrolet red, billet mounting rails for maximum leak resistance, and weigh approximately 3 lbs (45%) less than stamped steel die-cast pairs! All valve covers come with grommets. Sold in pairs. For Chevy® Small-Block V8, 1958-86

Black Anodized:

- H. 141-802Fab aluminum, S/B, tall, black, no baffle

Die-Cast Aluminum, Chevy Small-Block Valve Covers

These premium valve covers are die-cast aluminum, manufactured to GM specifications, equipped with internal oil drippers (small-block only) and GM-designed baffles. These valve covers are available with raised and milled Bowtie and Chevrolet Emblems in addition to the traditional recessed emblems with red and/or black inlaid paint. All valve covers are Tall and equipped with removable baffles and grommets. Sold in pairs.

Die-Cast Aluminum, Chevy Small-Block

Chrome:

A. 141-117 Chrome, recessed emblems

Black Crinkle:

B. 141-116 Black Crinkle, recessed emblems

C. 141-119 Black Crinkle, raised emblems

Polished:

D. 141-108 Polished, recessed emblems

Chevy Orange:

E. 141-118 Chevy Orange, recessed emblems, with black lettering and bowtie emblem

F. 141-120 Chevy Orange, raised emblems

Carbon-Style:

G. 141-121 Carbon Style, recessed emblems, with red lettering and bowtie emblem

2-Piece Die-Cast Aluminum Chevy Small-Block

2-Piece valve covers with the popular CHEVROLET and Bowtie Emblems.

Now you can easily check your valve train while the engine is running. The diagonal cut of the top section ensures no mess. Each valve cover features oversize bolts for fast removal, a top and bottom section, and a retained gasket for a tight seal.

Will clear roller rockers and stud girdles and available in six choices. Comes with required Allen wrench. Removable OEM style baffle. Tall. All valve covers come equipped with baffle and grommets. Sold in pairs.

Chevy small-block fits 1958 to 1986 engines. U.S. Pat. Nos. 7,343,890, D543,998S

Technical Note: Will not fit cylinder head 12340034 or similar (with three rectangular raised internal sections near the valve cover mounting surface), unless such sections are milled off.

Die-Cast Aluminum, Chevy Small-Block

Chrome:

141-912.....2-Piece, Chrome, S/B, tall, recessed emblem

Black Crinkle:

H. 141-9112-Piece, Black Crinkle, S/B, tall, recessed emblem

I. 141-9142-Piece, Black Crinkle, S/B, tall, raised emblem

Polished:


J. 141-910.....2-Piece, Polished, S/B, tall, recessed emblem

K. 141-9132-Piece, Polished, S/B, tall, raised emblem

L. 141-9152-Piece, Polished, S/B, tall, no emblem

Accessories:

141-916.....2-Piece valve cover replacement gasket kit (2) (not shown)



SLANT-EDGE VALVE COVERS

The Slant-Edge Design Comes to Chevy Small-Block Center Bolt Valve Covers!

The center bolt family of valve covers now can enjoy the wildly popular Slant-Edge look that Gen 1 and LS enthusiasts have been enjoying. Generous internal clearance and raised/recessed Chevrolet and Bowie Emblems, or no emblems at all for a completely customized look. Tall, with removable baffle. Grommets, and mounting bolts included. Sold in pairs. U.S. Pat. D727,362

- A. 141-840.....Black Crinkle, raised emblem
- B. 141-841.....Chevy® Orange, raised emblem
- C. 141-842.....Cast Gray Crinkle, raised emblem
- D. 141-843.....Polished, recessed red/black emblem
- E. 141-844.....Chrome, recessed red/black emblem
- F. 141-845.....Black Crinkle, recessed red emblem
- G. 141-846.....Polished, no emblem





Part 141-131 shown on Chevrolet Performance Parts ZZ4 small-block crate engine.

Die-Cast Aluminum, Chevy Small-Block Center Bolt

Center hold-down. Tall. Supplied with mounting bolts, stainless steel & rubber washers (also available separately below as 141-133). All valve covers with baffle come with baffle and grommets. S/B, '87-Pre LS. Sold in pairs.

Chrome:

A. 141-132 Center hold-down, chrome, S/B with baffle

Black Crinkle:

B. 141-131 Center hold-down, black crinkle, S/B with baffle

Polished:

C. 141-130 Center hold-down, polished, S/B, with baffle

D. 141-134 Center hold-down, polished, no-logo, S/B, with baffle

Accessories:

141-133.....Replacement bolt & washer kit for die-cast aluminum center hold-down valve covers

Stamped Steel, Chevy Small-Block Center Bolt

Center hold-down. Short. All valve covers come with baffles and grommets. S/B, '87-Pre LS. Sold in pairs.

Chrome:

141-107 Center hold-down, S/B, '87-current, short, with baffle, chrome, (not shown)

E. 141-105....Center hold-down, S/B, '87-current, tall, with baffle, chrome

Black Crinkle:

F. 141-907.....Center hold-down, S/B, '87-current, short, with baffle, black crinkle

Metallic Gray:

141-908 Center hold-down, S/B, '87-current, short, with baffle, metallic gray (not shown)



A.



B.



C.



D.



E.



F.

LS SLANT-EDGE VALVE COVERS

HOT Parts for Your LS Engine!

Still trying to find your LS engine amongst a congestion of wires, tubes, and ignition coils? Not Any More! Through innovative engineering, Specialty Auto Parts U.S.A., Inc. has developed a valve cover that will take your stock LS engine, and give it a totally personalized look. These new valve covers are taller than stock valve covers, and can accommodate a wide variety of large valve train applications. Seven choices, with raised or recessed Chevrolet and Bowtie emblems, LSX® emblem or no emblems at all for a self-customized look. Mounting studs, and oil-restricting baffles are included. Includes threaded mounting holes for the Integrated Coil Bracket. Sold in Pairs. U.S. Pat. D657,798. Your style choices include:

- A. 141-261....Chevy Orange, raised emblem
- B. 141-262....Black Crinkle, raised emblem
- C. 141-263....Cast Gray Crinkle, raised emblem
- D. 141-264....Polished, recessed red/black emblem
- E. 141-265....Chrome, recessed red/black emblem
- F. 141-266....Polished, no emblem
- G. 141-257....Chevy Orange, raised LSX emblem
- H. 141-256....Black Crinkle, raised LSX emblem
- 66331..... Replacement mounting bolts (8 bolts)
- 66331P..... Replacement mounting Bolt (1 bolt)



Fits GM LS engines
(see www.FactoryPerformanceParts.com for dimensional information).

Integrated Coil Bracket

What to do with those pesky coils in such a confined space? In addition to new LS Slant-Edge valve covers, Specialty has designed an attractive way to lift your coils off your valve cover so you can see the Chevrolet emblem. A unique rail mounting system attaches to the threaded holes on the valve cover, and the individual coils attach to the rail so they can be mounted in multiple positions. All necessary hardware included. See www.FactoryPerformanceParts.com for detailed coil bracket information, multiple images, and installation instructions.

Fits GM LS engines

69520 Coil bracket for LS 1st Gen style coils


69521 Coil bracket for LS 4th & 5th Gen style coils

Coil Relocation Extension Cords

If you're thinking of relocating your LS ignition coils somewhere out of sight, then you'll need at least one of these extension cords, because you'll have to relocate the wiring harness also. Includes authentic Delphi connectors and is built and tested to withstand life in the engine compartment. Sold as individual cords.

A. 69525.....18" Extension Cord

B. 69526.....46" Extension Cord



Spark Plug Wires

If you decide to use Specialty's Integrated Ignition Coil Bracket to mount your coils, you will need slightly longer spark plug wires. 13"-15" wires are needed. See www.FactoryPerformanceParts.com for detailed spark plug wire information.


MSD 8.5mm Wires, P/N 39849, are recommended.

Cylinder Head Valve Cover Mounting Bolts

These mounting bolts are necessary to mount Chevrolet and Bowtie LS valve covers part numbers 141-257, and 141-261 thru 141-266 to LSX-DR cylinder heads.

66330.....Mounting Bolts (8 bolts)

66330P.....Mounting Bolt (1 bolt)



Stamped Steel, Chevy Big-Block Valve Covers

These CHEVROLET Bowtie valve covers are made of heavy-gauge steel, 20% thicker than typical aftermarket valve covers, greatly reducing the likelihood of leakage around the valve cover flange area caused by fasteners being over-torqued. The chrome plating meets GM quality specifications. All valve covers bear the powerful Bowtie and CHEVROLET Emblems.

Black crinkle valve covers, with their distinctive look and boldly striking Bowtie and CHEVROLET Emblems, inlaid with classic Chevrolet red, are CED painted for long-term corrosion resistance, and then black crinkle painted on the outer surface.

Stamped valve covers are offered in either tall or production height (short). Oil restricting baffles are offered in many valve covers for those who wish to maintain the PCV hookup. All valve covers are sold in pairs, equipped with air breather and PCV grommets, unless specified otherwise. All valve covers with baffle come with baffle and grommets.

Technical Note: Production height Chevy valve covers and valve covers with baffles will not clear most stud girdle applications. "Chevy big-block" or "B/B" refers to 1965-1996 engines, unless otherwise specified.

Chrome:

- A. 141-114.....Chrome, B/B, short, with baffle
- B. 141-115Chrome, B/B, tall, with baffle
- C. 141-812Chrome, B/B, short, with baffle, black lettering, red Bowtie Emblem
- D. 141-813Chrome, B/B, tall, with baffle, black lettering, red Bowtie Emblem

Black Crinkle:

- E. 141-811Black Crinkle, B/B, tall, with baffle
- 141-810Black Crinkle, B/B, short, with baffle (not shown)

Chevy Orange:

- F. 141-789.....Chevy® Orange, B/B, short, with baffle
- G. 141-787....Chevy® Orange, B/B, tall, with baffle



Die-Cast Aluminum, Chevy Big-Block Valve Covers

These premium valve covers are die-cast aluminum, manufactured to GM specifications, equipped with GM-designed baffles. They have recessed Bowtie and CHEVROLET Emblems, inlaid with classic Chevrolet red. All valve covers come with baffles and grommets. Sold in pairs

Chrome:

- A. 141-140Chrome, B/B, tall, with baffle

Black Crinkle:

- B. 141-141Black Crinkle, B/B, tall, with baffle

Polished:

- C. 141-142Polished, B/B, tall, with baffle



A.



B.



C.

Valve Cover Hold-Down Clamps

By spreading the load over a wider area, these clamps minimize distortion of the valve cover flanges, thereby decreasing the possibility of oil leakage. Fits Stamped Valve Covers Chevrolet small-block V8 and V6/90° engines through 1986. 4 per package.

- 141-782.....Hold-down clamps, Chevy® orange
- 141-610.....Hold-down clamps, chrome (not shown)
- 141-757.....Hold-down clamps, black crinkle
- 141-366.....Hold-down clamps, metallic gray
- 141-903.....Hold-down clamps, chrome, red Bowtie



Ignition Wire Looms

Using the divisional red color, the CHEVROLET and Bowtie Emblem are molded onto the black nylon head of each wire loom, mounted on chrome stems. Fits Chevrolet small-block V8 1958-'86 and Chevrolet big-block V8 1965-'91. 4-wire looms, 2 per package.

- 141-636.....Wire Looms



Linear Wire Looms

Using the valve cover mounting bolts, these handsome Bowtie looms are positioned along the valve cover to hold the wires in a neat parallel arrangement. The epoxy-coated Bowtie Emblem is centrally located for maximum visibility. The wire holders are opened and closed individually with a patented nylon wedge to permit the tops to have a smooth surface free of screw holes. The wire holders will accommodate wires up to 8 mm in diameter. Manufactured under U.S. design patents 298,798 and 284,262 and 311,487. 1 pair per package. Technical Note: Before purchasing, check exhaust manifold for correct usage. For clearance reasons, the manifold must not be much higher than the valve cover mounting flanges.

- 141-638.....S/B V8, 1959-86, Chrome
- 141-714.....S/B V8, 1959-86, Black Crinkle
- 141-639.....B/B, 1965-91, Chrome



Grommet Set

One for push-in air breather and one for PCV valve.

- 141-615.....Grommet set



Valve Cover Wing Nuts

The Bowtie Emblem is cut sharply into the top of each wing nut. The lower ends of the shafts are manufactured with wide shoulders for broad load distribution, and each wing nut is supplied with a separate stud which permits precise gasket positioning on the head prior to mounting the valve covers. Fits Chevrolet small and big block, and V6. 1/4" x 20 threads. 4 per package.

- 141-600.....Wing nuts, chrome
- 141-756.....Wing nuts, black Crinkle
- 141-364.....Wing nuts, metallic gray
- 141-902.....Wing nuts, chrome, red Bowtie



Valve Cover Mini Nuts

These custom valve cover mini nuts feature a Bowtie Emblem on the top of each fastener. Separate studs are included for precise gasket positioning. The wing nuts fit Chevrolet Big-Block, Small-Block, and V-6 cylinder heads. Sold 4 per package.

- 141-601.....Chevy orange
- 141-917.....Polished aluminum
- 141-367.....Metallic gray
- 141-759.....Black Crinkle
- 141-909.....Chrome, with red Bowtie



Push-In Oil Filler Cap

Chevrolet Bowtie embossed and raised on top. For valve covers with 1.22" diameter hole.

- 141-630.....Chrome
- 141-629.....Black Crinkle



Twist-On Oil Filler Cap

This large oil filler cap has a large white-on-blue epoxy-coated GM Emblem in the center. For Chevrolet style holes. Manufactured with a non-asbestos gasket.

- 141-631.....Oil filler cap



SLANT-EDGE AIR CLEANERS*

A NEW Slant-Edge Air Cleaner to match our wildly popular Slant-Edge Valve Covers. NEW Slant-Edge Air Cleaners are the perfect way to complete your dress-up look in premium Slant-Edge style. Whether you have Slant-Edge valve covers, or a set from a different series, these air cleaners will bring your engine look together in head turning fashion. They are supplied with genuine 3" GM air filter elements (GM P/N 6421746, AC Delco P/N A212CW) for maximum airflow. Each kit is supplied with necessary mounting hardware. Technical Note: After installing a new air cleaner, always lower the hood slowly to confirm sufficient clearance visually. Minimum clearance of 3-3/4" is required from the top of the carburetor gasket area to the underside of the hood. For buyers wishing a taller (4-1/32") filter, purchase GM P/N 8997189 (AC P/N A697C). The air cleaner bases are recessed for a low profile appearance, maximum performance and hood clearance. Patent Pending.

- 141-830....Black Crinkle, raised emblem
- 141-831....Chevy® Orange, raised emblem
- 141-832....Cast Gray Crinkle, raised emblem
- 141-833....Polished, recessed red/black emblem
- 141-834....Black Crinkle, recessed red emblem
- 141-835....Chrome, recessed red/black emblem



Slant-Edge Air
Cleaner Attaches with Threaded Boss
on Bottom Side

Stamped Steel Air Cleaners*

These air cleaner kits are offered in two styles, the "classic," which reflects many years of GM air cleaner styling, and the newer "high-performance" look. They are equipped with the CHEVROLET Emblem, and they are supplied with genuine GM (AC) air filter elements for maximum airflow. Both the tops and the bases have matching finishes (except carbon-style), and each kit is supplied with necessary mounting hardware. The classic air cleaner kits are supplied with special die-cast Bowtie center nuts (except 141-906) (also offered separately). The 14" air cleaner kits are supplied with 3" tall filter GM P/N 6421746 (AC P/N A212CW). For buyers wishing a taller (4-1/32") filter, purchase GM P/N 8997189 (AC P/N A697C). The bases of the 14" air cleaner kits are recessed for a low profile appearance, maximum performance and hood clearance.

Technical Note: After installing a new air cleaner kit, always lower the hood slowly to confirm sufficient clearance visually. Minimum clearance of 3-3/4" is required from the top of the carburetor gasket area to the underside of the hood.

A. 141-906.....14" Classic, Chrome, Bowtie Center Nut not included.

B. 141-752.....14" Classic, Black Crinkle

C. 141-713.....14" Classic, Carbon Style

(Note: This is a stamped steel air cleaner lid with a carbon fiber design)

D. 141-785.....14" Classic, Chevy® Orange

E. 141-302.....14" Classic, Chrome with embossed emblem

F. 141-307.....14" High-performance

141-315.....10" High-performance (not shown)

G. 141-362.....10" Classic, Metallic Gray

A.



B.



C.



D.




E.



F.



G.



Air Cleaner Nuts

Available with the distinctive GM and Chevrolet Bowtie Emblems, these zinc die-cast air cleaner center nuts are offered in three popular styles, in both large and small sizes. The large size is recommended for 14" and 10" air cleaner kits, and the small for smaller air cleaner kits. They fit both 1/4"-20 and 5/16"-18 studs.



141-369.....Large Black Crinkle Bowtie Center Nut



Large: 141-333
Small: 141-322



Large: 141-323
Small: 141-328



Large: 141-327
Small: 141-332

Lightweight Aluminum Air Cleaners*

SAVE critical front-end pounds! PROFORM offers you a choice of four race-winning combinations: aircraft aluminum air cleaner lids with or without the famous Bowtie and CHEVROLET® Emblems, in black or clear-anodized finishes; plus a 3" tall genuine AC filter (AC P/N A212CW); plus a color-matched, super-deep aluminum base for maximum hood clearance when using optional, extra tall air filter elements. These weight-saving high-performance air cleaner kits blend traditional OEM appearance profiles with optimized air-flow dynamics to achieve checkered-flag results. Supplied with necessary mounting hardware.

A. 141-693 14" Clear anodized aluminum, Bowtie, Chevrolet emblem

B. 141-692 14" Black aluminum, Bowtie, Chevrolet Emblem

141-690 14" Black aluminum, no logo

141-691 14" Clear anodized aluminum, no logo



A.



B.

All Super-Light Air Cleaners Come with a Deeply Recessed Aluminum Base!
Available Separately as PN 66808, or 66810

Timing Chain Covers

For use on Chevrolet small-block V8 1969-91 and V6/90° engines, with CHEVROLET & Bowtie Emblems. Engineered to GM standards for reliable installation, these stamped steel covers are supplied with a GM production oil seal installed, and are direct replacements for all late model stamped small-block and V6/90° front covers that use bolt-on timing pointers.

Black crinkle timing cover offers a distinctive look and boldly striking Bowtie and CHEVROLET Emblems, inlaid with classic Chevrolet red. It provides an award-winning total look when used with a black crinkle air cleaner and valve covers.

Technical Note: Replacement oil seal: GM P/N 10111769.

A. 141-215 S/B, '69-91, chrome

B. 141-753 S/B, '69-91, black crinkle

C. 141-904 S/B, '69-91, chrome, red Bowtie, black CHEVROLET

D. 141-783 S/B, '69-91, Chevy orange

141-363 S/B, '69-91, metallic gray, blue Bowtie, red CHEVROLET (not shown)

For use on Chevrolet big-block, 1965-90 with Chevrolet & Bowtie Emblems. Replacement oil seal: GM P/N 3860095.

E. 141-216 B/B, '65-90, chrome

Striking die-cast timing covers, supplied with separate GM production oil seal. Bowtie Emblem directly cast into the upper surface.

F. 141-217 S/B, '69-91, polished

141-218 S/B, '69-91, chrome plated, (not shown)



A.



B.



C.



D.



E.



F.

Timing Chain Pointers

For Chevrolet small-block V8 or V6/90°, with 6-3/4" or 7" balancer, 1969-90; or with 8" balancer, 1969-91.

Technical Note: May be used for some pre-'69 engines by relocating top dead center on the balancer.

141-200 S/B, 6-3/4" or 7"

141-202 S/B, 8"

For Chevrolet big-block with 8" balancer, 1965-'91.

141-201 B/B, 8"



Master Cylinder Covers

These GM dual line master cylinder covers are offered for the most popular applications. Supplied with clips and a precisely positioned GM Emblem. PDB = Power Disk Brakes.

141-225.....Single clip, 5-3/4" x 3", PDB

141-227.....Single clip, 5" x 2-3/8", PDB or manual



Transmission Oil Pan

The large GM Emblem is stamped prominently onto this finned pan for maximum visibility. Stock-pan depth. Chrome drain plug makes it easier to change the fluid and filter.

141-250.....Turbo 350



Fuel Pump Block-Off Plates

For use on Chevrolet V8. Stamped with the handsome Chevrolet Bowtie, these plates are supplied with special non-asbestos gaskets.

141-210.....Chrome, S/B

141-211.....Chrome, B/B

141-212.....Black crinkle, S/B

141-213.....Black crinkle, B/B



Water Necks

These Chevrolet water necks utilize neoprene O-ring gaskets instead of regular gaskets eliminating leakage. Supplied with chrome bolts. **Technical Note:** For replacement O-ring, order PROFORM P/N 66610.

141-500.....V8 1955-'65; Chevy II V8 '64;
Corvette '56-63

141-501.....Chevrolet, Camaro, & Chevelle V8s '66-75



Oil Dipsticks Kits

Available for a wide selection of popular Chevrolet small and big block engines, these kits consist of both the stick and the tube. The sticks have classic hook handles with the Bowtie Emblem stamped near the fill indicator mark.

141-550.....S/B V8 thru 1977

141-551.....S/B V8 1978-81

141-553.....B/B V8 1965-91



Bowtie Emblem Freeze Plug Inserts

Give your engine block the ultimate trick look with PROFORM's machined billet aluminum Bowtie Emblem Freeze Plug Inserts.

Choose from either the popular recessed emblem or the new black with raised emblem. Fits all Chevy small block engines except LS-series.

Technical Note: This is not a freeze plug replacement.

141-233.....Bowtie emblem freeze plug Inserts
with recessed red emblem, 2 per pkg

141-232.....Bowtie emblem freeze plug Inserts
with raised emblem, black, 2 per pkg



Harmonic Balance Covers

These patented harmonic balancer covers offer improved readability, more stable Top Dead Center indication and timing accuracy, enhanced appearance for a previously ignored underhood area, and the elimination of timing tapes which are inevitably flung off. They are available in chrome and black, resulting in parts with the appearance of \$200 balancers.

Each cover is distinctively marked with the famous Bowtie Emblem, Top Dead Center and the proper timing degrees. Using this cover improves timing accuracy because over time the etched outer inertia ring of a typical harmonic balancer may slip in relation to the center hub of the balancer, causing the etched markings to provide an inaccurate indication of Top Dead Center for the #1 piston. Mounted directly through the center hub, this cover eliminates the affect of any outer inertia ring slippage. Aluminum. U.S. Patent 5,675,078.

6-3/4" Chevy® Small-Block

141-727.....Black

141-725.....Chrome

8" Chevy® Small-Block

141-728.....Black

141-726.....Chrome

Chevy® Big-Block

141-730.....Black

141-729.....Chrome



Black Billet Aluminum Bowtie Radiator Cap

Why not make the first thing you see when you open your hood a Bowtie radiator cap? This sleek radiator cap is comprised of three parts: a Stant® 13 psi radiator cap, a black anodized aluminum cap cover with knurled perimeter, and lastly an embossed metal Bowtie emblem that can be centered nicely after the radiator cap has been installed. This ensures the Bowtie is lined up the way you'd like it to be!

141-820.....Black Billet Aluminum Bowtie Radiator Cap



*Product is legal only for off-highway use (except in CA or states that have adopted CA emission standards), racing use or for use on pre-emission-controlled motor vehicle engines (pre-1966 domestic vehicles certified to CA standards, pre-1968 domestic vehicles certified to federal standards and all pre-1968 foreign vehicles), per manufacturer's application guide.

Bowtie Emblem Adjustable Reinforced Aluminum Rear End Differential Covers

Reduce deflection under heavy torque loads with a lightweight aluminum differential cover.

Expand the popular black crinkle look to your rear axle with a reinforced differential cover looks great and upgrades performance. The Bowtie Emblem is prominently displayed with a precision CNC milled finish. Each cover includes two adjustable bolts to stabilize bearing main caps, fluid capacity and magnetic drain plugs, and mounting bolts. All covers have a durable black crinkle finish.

- A. **NEW!** 141-695.....GM, 7.5 (10 Bolt)
- B. **NEW!** 141-696.....GM, 8.2/8.5 (10 Bolt)
- C. **NEW!** 141-697.....GM, 12 Bolt, Passenger Car



A.



C.



B.

Electric Water Pumps - Chevy Small-Block

Eliminates unnecessary weight and impeller-drag experienced at high RPM, pumps up to 35+ gallons of water per minute, and delivers the cooling that can make the difference between a win and second place! Durable but light-weight die-cast aluminum, epoxy powder coated for corrosion resistance in the color of your choice. Each unit comes with the popular Chevy Bowtie Emblem in red. Race or street. Comes with FREE inlet fitting (1" pipe to 1 3/4" hose) and mating weather-tight connector.

- A. 141-653 Chevy S/B Bowtie electric water pump, blue
- B. 141-651 Chevy S/B Bowtie electric water pump, black
- C. 141-652 Chevy S/B Bowtie electric water pump, red
- D. 141-650 Chevy S/B Bowtie electric water pump, chrome
- E. 141-655 Chevy S/B Bowtie electric water pump, Chevy Orange
- 141-654 Chevy S/B Bowtie electric water pump, polished (not shown)



A.



B.



C.



D.



E.



Electric Water Pumps - Chevy Big-Block

- A. 141-670 Chevy B/B, Bowtie Emblem, electric water pump, polished
- B. 141-671 Chevy B/B, Bowtie Emblem, electric water pump, chrome
- C. 141-672 Chevy B/B, Bowtie Emblem, electric water pump, red
- D. 141-673 Chevy B/B, Bowtie Emblem, electric water pump, blue
- E. 141-674 Chevy B/B, Bowtie Emblem, electric water pump, black
- F. 141-675 Chevy B/B, Bowtie Emblem, electric water pump Chevy Orange



B.



C.



A.



D.



E.



F.



Setting a New Standard in Ignition!*




Validated harness and capacitor for reliable energy flow

High-performance module engineered with low saturation for maximum spark intensity

Low-friction cam with super-smooth, gradual, tight-tolerance TIR (Total Indicated Runout) deviation from datum line

Sintered steel weights for lighter weight while withstanding 270 newtons min. for maximum durability



Adjustable vacuum advance for fine tuning the rate and amount of advance that will result in increased power and eliminate harmful detonation

Weight springs made with stress-relieved music wire to assure blueprinted advance curve



These premium distributors include: Genuine Chevrolet Performance Parts melonized gears, which are "required on all Chevrolet Performance crate engines, or serious damage will occur."



141-681..... Yellow cap HEI Distributor with Coil



141-682..... Black cap HEI Distributor with Coil



141-683..... Red cap HEI Distributor with Coil


*Product is legal only for off-highway use (except in CA or states that have adopted CA emission standards), racing use or for use on pre-emission-controlled motor vehicle/engines (pre-1966 domestic vehicles certified to CA standards, pre-1968 domestic vehicles certified to federal standards and all pre-1968 foreign vehicles), per manufacturer's application guide.



Heavy Duty High-Torque Mini Starter

High torque, gear reduction design. 100% new, not rebuilt. Offset design results in more clearance between the oil pan and the starter, and can be rotated for additional chassis clearance. 15-to-1 compression for maximum cranking!

141-684.....Heavy-duty, 2.0 KW starter



100% New Chrome Alternators

It is now possible to obtain four sought-after and popular features in one alternator! 100% NEW with absolutely no re-built components. Assured quality with generous, over-spec amperage, a machined pulley, and the popular Chevy Bowtie Emblem in red. Each unit is supplied with its own individual Quality Assurance graph documenting its operating performance. For a new level of functionality, insist on these 100% new Bowtie alternators!

141-656.....GM Bowtie Emblem '73-'86 internal regulator

141-657.....GM Bowtie Emblem 100 AMP, 1-wire

141-658.....GM Bowtie Emblem 60 AMP, 1-wire

141-659.....GM Bowtie Emblem 80 AMP, 1-wire

141-660.....GM Bowtie Emblem 120 AMP, 1-wire

141-402.....Top bracket (bolts to manifold)



HEI Distributor Tune-up Kit*

Designed to fit all 1973 through 1990 V8 engines with a GM HEI distributor using an internal coil. This kit includes black cap, coil, rotor, coil cover, control module, adjustable vacuum advance canister bushing, and wire harness. Sold as one complete kit.


141-796.....HEI Distributor Tune-up Kit



15-Inch Electric Fans with Thermostat

Your stock fan robs your engine of up to 15 or more horsepower! Replace it with a rugged, Bowtie Emblem, universal-fit fan equipped with an adjustable 180°-240°F thermostat. Bolts to your radiator supports using sturdy brackets. With a heavy-duty motor, highly angled blades, and 15" diameter, this unit pulls up to 2,800 cfm of air, cooling engines with up to 250+ HP (without air) and 220+ HP (with air). Overall: 18" x 16-1/8" x 4". Amp draw, 14 amps.

141-647.....Bowtie 15-inch Electric Fan with thermostat



Bowtie High Performance Electric Fans

These reversible fans help prevent overheating in stop-and-go traffic, designed to fit the most popular cars and trucks, increases gas mileage, improves engine performance, frees the waterpump pulley for more RPM, installs in minutes with simple hand tools, 10", 12", 14" and 16" fans are reversible (mounts in front or back of radiator). Ultra thin design to fit cramped locations. Reinforced glass filled polypropylene blade and plastic housing for minimized weight. Nylon tie mounting kit included. Nominal fan size is based upon approximate overall assembly diameter

A. 141-641.....10-inch Electric Fan

B. 141-642.....12-inch Electric Fan

C. 141-644.....14-inch Electric Fan

D. 141-646.....16-inch Electric Fan



A.



B.



C.



D.

Diameter	10"	12"	14"	16"
Thickness	2-1/2"	2-1/2"	4"	4"
Motor RPM	3000	3000	2500	2000
AMP Draw	7	7	8	9
Fuse Size AMP	25	25	30	30
CFM	1000	1200	1650	2100



Ford 289-302-351W Slant-Edge Valve Covers

Turn heads with this new aggressive and modern look for your engine. As a result of innovative mold design, these die-cast valve covers offer more internal clearance for large valvetrain applications. With **11** choices available, they will provide a totally personalized look. Tall, with a removable baffle. Grommets and bolts included. Sold in pairs. U.S Pat. D670,360.

Note: Not for use on engines with EFI manifolds.

Ford RACING

Black Crinkle, Raised emblems	302-135
Ford® Blue, Raised emblems.....	302-136
Cast Gray Crinkle, Raised emblems.....	302-137
Polished, Recessed black emblems	302-138
Chrome, Recessed black emblems.....	302-139

Ford MUSTANG

Black Crinkle, Raised emblems	302-140
-------------------------------------	---------

Ford RACING Collector's Series

Green, Raised emblems.....	302-141
White, Raised emblems.....	302-142
Red, Raised emblems.....	302-143
Yellow, Raised emblems.....	302-144
Powdercoat-Ready, Raised emblems.....	302-146

Ford 289-302-351W Stamped Steel Valve Covers

These affordable, high-quality stamped steel valve covers are offered in a deep chrome plated look, black crinkle, and the new carbon-style look. In addition to the classic raised Ford RACING emblem, you may choose from a new selection of recessed styles featuring the striking COBRA, MUSTANG, and RACING emblems. All valve covers include baffles and grommets. Sold in pairs.

Note: Not for use on engines with EFI manifolds.



Ford RACING

Chrome, Embossed emblems	302-070
Black Crinkle, Red emblems	302-072
Chrome, Black emblems	302-071
Carbon-Style, Red emblems	302-008

Ford MUSTANG

Black Crinkle, Red emblems	302-101
Chrome, Black emblems	302-100

Ford COBRA

Black Crinkle, Red emblems	302-117
Chrome, Black emblems	302-116



Ford 289-302-351W Die-Cast Aluminum Valve Covers

New Ford COBRA and Ford MUSTANG styles join the venerable Ford RACING style. These premium valve covers are "Tall", and designed to clear roller rockers and polylock nuts. They have recessed emblems with inlaid paint. All valve covers include baffles and grommets. Sold in pairs.

Note: Not for use on engines with EFI manifolds.

Ford RACING

Polished, Black emblems (was M-6582-E302P)	302-001
Chrome, Black emblems (was M-6582-R302)	302-002
Black Crinkle, Red emblems (was M-6582-L302) ...	302-003

Ford COBRA

Polished, Black emblems	302-055
Black Crinkle, Red emblems	302-056

Ford MUSTANG

Polished, Black emblems	302-030
Black Crinkle, Red emblems	302-031

* Except those in categories with asterisks, product is legal only for off-highway use (except in CA or states that have adopted CA emission standards), racing use or for use on pre-emission-controlled motor vehicle/engines (pre-1966 domestic vehicles certified to CA standards, pre-1968 domestic vehicles certified to federal standards and all pre-1968 foreign vehicles), per manufacturer's application guide.



Air Cleaners¹

The air cleaner is one of the most visible parts on a car's engine, so now is the time to add a premium Ford RACING, MUSTANG, or COBRA emblem to your ride for the perfect customized look! These 13" diameter air cleaners fit 2V and 4V carburetors, and are supplied with a genuine Motorcraft® 2-5/8 high filter element (part no. FA-612R). The tops and bases have matching finishes (excluding Carbon-Style), and each kit is supplied with necessary mounting hardware. Classic air cleaner kits are supplied with special die-cast Ford oval center nuts (also offered separately).

Technical Note: After installing a new air cleaner kit, always lower the hood slowly to confirm sufficient clearance visually. Minimum clearance of 4" is required from the top of the carburetor gasket area to the underside of the hood.



Classic Stamped Steel Air Cleaner Kits

Ford RACING

Black Crinkle, Red emblem	302-352
Chrome, Embossed emblems (was M-9600-A302R).....	302-350
Chrome, Black emblem	302-351
Carbon-Style, Red emblem	302-354

Ford COBRA

Black Crinkle, Red emblem	302-372
Chrome, Black emblem	302-371

Ford MUSTANG

Chrome, Black emblem	302-361
Black Crinkle, Red emblem	302-362

Air Cleaner Center Nuts*

Add some extra flair to your custom air cleaner by topping it with a distinctive Ford or Mustang center nut available in chrome or black finishes. Fits 1/4-20 carburetor studs.

Ford Oval

Chrome (was M-9697-A)	302-333
Black Crinkle	302-334
Black Crinkle, Red emblem	302-339

Mustang Pony

Chrome (was M-9697-C).....	302-337
Black Crinkle	302-338



Updated Mustang Pony Emblem!



NEW! Slant-Edge Air Cleaner Kits

Complete your engine look with a Slant-Edge Air Cleaner to match your valve covers. Whether you have Slant-Edge valve covers, or a set from a different series, these air cleaners will bring your engine look together in head turning fashion. The air cleaner lid does not use a traditional center nut, because it attaches to the carburetor with a threaded boss on the underside and is simply spun down into place. They are supplied with genuine Motorcraft® 2 5/8" high filter element (part no. FA-612R) for maximum airflow. Each kit is supplied with necessary mounting hardware.

Technical Note: After installing a new air cleaner, always lower the hood slowly to confirm sufficient clearance visually. Minimum clearance of 3 3/4" is required from the top of the carburetor gasket area to the underside of the hood.

The air cleaner bases are recessed for a low profile appearance, maximum performance and hood clearance. Patent Pending.

Ford RACING

Black Crinkle, Raised emblems	302-380
Ford® Blue, Raised emblems.....	302-381
Cast Gray Crinkle, Raised emblems.....	302-382
Polished, Recessed black emblems	302-383
Chrome, Recessed black emblems.....	302-384
Black Crinkle, Recessed red emblems	302-385

*Except those in categories with asterisks, product is legal only for off-highway use (except in CA or states that have adopted CA emission standards), racing use or for use on pre-emission-controlled motor vehicle/engines (pre-1966 domestic vehicles certified to CA standards, pre-1968 domestic vehicles certified to federal standards and all pre-1968 foreign vehicles), per manufacturer's application guide.





Engine Dress-Up Kits

Give your Ford Engine a complete makeover with our new Ford RACING dress-up kits! Available in four different styles, perfect for customizing your engine and giving it that "complete look." *Note: Hold-Down clamps not shown.*

Deluxe Kits with recessed emblems and inlaid paint.

Black Crinkle, Red emblems302-500
 Chrome, Black emblems302-510
 Carbon-Style, Red emblems302-520

Traditional Kit with embossed emblems

Chrome, Embossed emblems302-515



HOT LOOK!

Carbon-Style



Scan to see video!

DRRESS-UP KITS	302-500	302-510	302-515	302-520
Valve Covers	302-072	302-071	302-070	302-008
Air Cleaner	302-352	302-351	302-350	302-354
Air Breather Cap	302-216	302-215	302-215	66013
12 Mini Nuts	302-316 x3	302-315 x3	302-315 x3	—
Oil Dipsticks	—	—	302-401	—
Wire Looms	—	—	302-636	—
Hold-Downs	Included	Included	Included	Not Included

Ford Performance Slant-Edge Breather Caps

The latest in dress-up fashion for under the hood of your Ford muscle car! These, Slant-Edge Breather Caps will put the finishing touch on your ride by completing your Slant-Edge look, or as a little something extra to your existing configuration. These caps are not just eye-catching, but also functional, keeping your engine breathing better under high RPM conditions. The Ford Oval is proudly displayed in a CNC milled raised or inlaid paint version in black or red. Available in five eye-popping finishes including lustrous chrome, Ford Blue and the hottest look out there today, Black Crinkle. Put the cherry on top of your Sunday (driver), with the Ford Slant-Edge Breather Cap!



- Latest Design in Engine Dress-up
- Customize Your Look w/ Breather Cap alone or Completing the Slant-Edge Look
- Keeps Engine Breathing Better Under High RPM Conditions
- Unmistakable Ford Oval Milled Raised or Inlaid in Black or Red paint
- Superior Quality, Made from Die-Cast Aluminum
- Five Finishes: Chrome, Polished, Ford Blue, Gray Crinkle & Black Crinkle
- Push-In Cap Style is Easy to Install

- 302-435.....Black Crinkle, raised emblem
- 302-436.....Ford Blue, raised emblem
- 302-437.....Cast Gray Crinkle, raised emblem
- 302-438..... Polished, recessed w/ black emblem
- 302-439..... Chrome, recessed w/ black emblem
- 302-440.....Black Crinkle, recessed w/ red emblem
- 302-430.....Polished, no emblem

*Except those in categories with asterisks, product is legal only for off-highway use (except in CA or states that have adopted CA emission standards), racing use or for use on pre-emission-controlled motor vehicle/engines (pre-1966 domestic vehicles certified to CA standards, pre-1968 domestic vehicles certified to federal standards and all pre-1968 foreign vehicles), per manufacturer's application guide.

Air Breather Caps

The top of each air breather cap is embossed handsomely with Ford RACING, COBRA, or MUSTANG emblems. The perfect complement to your valve covers. Push-in unless noted.

Ford RACING

Chrome (twist type, not shown) (was M-6766-A302).....	302-200
Chrome (was M-6766-B302)	302-215
Black Crinkle	302-216
Chrome, filter, with hood (was M-6766-K302)	302-235
Chrome, filter, without hood (was M-6766-H302).....	302-236

Black Crinkle, filter, with hood	NEW! 302-233
Black Crinkle, filter, without hood	NEW! 302-234

Ford MUSTANG

Chrome	302-220
Black Crinkle	302-221

Ford COBRA

Chrome	302-225
Black Crinkle	302-226



Oil Filler Cap*

Screw-in oil filler cap prominently displays the Ford oval. This is a direct replacement part.

Chrome (was M-6766-F302).....	302-230
--------------------------------------	----------------



Fuel Pump Block-Off Plates*

Finish your engine off properly with a chrome block-off plate that prominently features the Ford Oval.

Chrome (was M-9351-A302)	302-290
Black Crinkle	302-291



Engine Oil Dipsticks*

Don't forget the dipstick! Blue anodized aluminum handle is knurled and has the Ford Oval embossed and silver script printed prominently on the top. Fits 289-302-351W engines 1962-1978 only.

Chrome w/ Blue anodized aluminum handle

(was M-6750-B302) 302-400

Chrome (was M-6750-A302) 302-401



Mini Nuts*

High quality steel mini nuts are the perfect way to finish your engine dress-up project. Small and unobtrusive with the Ford oval cut sharply into the top. All nuts are supplied with a separate stud which permits precise gasket positioning on the head prior to mounting the valve covers. 1/4-20 threads. Does not fit FE engines. 4 per package.

Chrome (was M-6680-A) 302-315

Black Crinkle 302-316



Wing Nuts*

The Ford oval is cut sharply into the top of each wing nut. The lower ends of the shafts are manufactured with wide shoulders for broad load distribution. All nuts are supplied with a separate stud which permits precise gasket positioning on the head prior to mounting the valve covers. 1/4-20 threads. Does not fit FE engines. 4 per package.

Chrome (was M-6680-A302) 302-325

Black Crinkle 302-326



Wire Looms and Dividers*

Keep that mess of ignition wires under control with wire looms and dividers. 6 wire dividers per package. Wire looms sold in pairs and fit 289-302-351W engines, 5/16" bolt hole.

Ford RACING Wire Looms


Chrome with Blue (was M-12297-B14)..... 302-636

Chrome with Black 302-640

Ford Oval Wire Dividers

Blue: 2, 3, 4-wire, 2 each (was M-12297-B02/B03/B04)...302-637

Black: 2, 3, 4-wire, 2 each 302-641



*Except those in categories with asterisks, product is legal only for off-highway use (except in CA or states that have adopted CA emission standards), racing use or for use on pre-emission-controlled motor vehicle/engines (pre-1966 domestic vehicles certified to CA standards, pre-1968 domestic vehicles certified to federal standards and all pre-1968 foreign vehicles), per manufacturer's application guide.



Official
Licensed
Product

MOPAR® Performance

The one thing Mopar enthusiasts have been demanding since Chrysler's muscle cars were new on the lot, since the days of "Direct Connection" is: New Parts!

MOPAR Performance Slant-Edge Breather Caps¹

In longer than most can remember comes a new look in engine dress-up for the MOPAR enthusiast! Introducing Slant-Edge Breather Caps. Coming to you in three beautiful finishes: polished, lustrous chrome, and the wildly popular Black Crinkle. The Omega "M" is adorned on the top in a CNC milled raised finish or in a recessed deep black paint. Keep your engine breathing well in high RPM conditions as well as looking good under the hood today.

- Latest Design in Engine Dress-up
- Customize Your Look w/ Breather Cap alone or Completing the Slant-Edge Look
- Keeps Engine Breathing Better Under High RPM Conditions
- Striking Omega "M" Mill Raised or Recessed in Rich Black
- Superior Quality, Made from Die-Cast Aluminum
- Push-In Cap Style is Easy to Install

440-441.....Polished w/ Recessed Black Emblem
440-442.....Chrome w/ Recessed Black Emblem
440-440.....Black Crinkle w/ Raised CNC Machined Emblem

Introducing aftermarket engine parts for MOPAR Muscle cars: electric and mechanical engine cooling water pumps, distributors and conversion kits, and starter, are just the first of many more exciting products to come.



- 440-450.....Electric Water Pump
- 440-452.....Mechanical Water Pump
- 440-453.....Aluminum Water Pump Housing
- 440-415.....High-Torque Starter A, B, RB & HEMI Engines
- 440-434.....HEI Distributor LA Engines '64-'91



Electronic Distributors & Conversion Kits¹

Distributors	Conversion Kit*	Application
P/N: 440-430	P/N: 440-426	LA Engines '64-'91
P/N: 440-431	P/N: 440-427	B/RB Engines '64-'91
P/N: 440-432	P/N: 440-428	RB & Hemi 426

* Distributor included in kits.

¹Product is legal only for off-highway use (except in CA or states that have adopted CA emission standards), racing use or for use on pre-emission-controlled motor vehicle/engines (pre-1966 domestic vehicles certified to CA standards, pre-1968 domestic vehicles certified to federal standards and all pre-1968 foreign vehicles), per manufacturer's application guide.



OFFICIAL
LICENSED
PRODUCT

PROFORM® Race Series Carburetors*



Finally an affordable high-performance race carburetor! PROFORM's Race Series Carburetor is hand assembled in the U.S. utilizing the PROFORM High-Flow Carburetor Main Body, durable billet metering blocks, and a high performance billet throttle baseplate.

The PROFORM® Race Series Carb includes:

PROFORM® Carburetor Main Body

- High-Flow Aluminum Main Body!
- Dyno-Proven Horsepower & Torque Gain!
- Adjustable, Screw-In Air Bleeds!
- High-Performance Down-Leg Boosters! (except p/n 67204)
- Maximum Air Flow: No Air Horn, Choke Tower, or Choke Control!
- High-Rate Air-Flow Section Design!
- Uses standard service & tuning components!

PROFORM® Billet Throttle Base Plates!

- Adjustable Secondary Air Flow Cam Bracket!
- Solid Billet Construction!
- Manufactured in the U.S.A.!
- Timed and Full Vacuum Tubes for Accessories and Tuning!
- Button Torx Head Throttle Plate Screws!
- Power Valve Blow Out Protection!
- Slip Link Mechanical Secondary Linkage!
- Serviceable Throttle Levers!

PROFORM® Billet Metering Blocks

- Solid Billet Construction!
- Durable, No Warping or Porosity Problems!
- Changeable Idle Feed Restriction!
- Manufactured in the U.S.A.!

PROFORM® Aluminum Fuel Bowls

- Lightweight Aluminum
- Sight Glass Windows for easy float adjustment!

Mechanical Secondary Race Series Carburetors

67199	650 CFM Race Series Carburetor
67200	750 CFM Race Series Carburetor
67201	850 CFM Race Series Carburetor
67202	950 CFM Race Series Carburetor
67209	1050 CFM Race Series Carburetor

**Vacuum Secondary Race Series Carburetors
(with adjustable secondary housing)**

67204	650 CFM vacuum secondary race series carburetor
67205	750 CFM vacuum secondary race series carburetor


BLACK RACE SERIES CARBURETORS!

The Black Diamond® coating used on the main body and fuel bowls provides a durable finish which is impact resistant, and reduces fuel temperature by 6% based on thermal testing for enhanced performance. It is impervious to virtually all under hood chemicals and fuels, and is corrosion resistant. The black satin finish is easy to clean and gives your carburetor a great sleek look!


Mechanical Secondary Black Race Series Carburetors

67301	650 CFM Black Race Series Carburetor
67302	750 CFM Black Race Series Carburetor
67303	850 CFM Black Race Series Carburetor
67304	950 CFM Black Race Series Carburetor
67305	1050 CFM Black Race Series Carburetor

Black Finish!



*Product is legal only for off-highway use (except in CA or states that have adopted CA emission standards), racing use or for use on pre-emission-controlled motor vehicle/engines (pre-1966 domestic vehicles certified to CA standards, pre-1968 domestic vehicles certified to federal standards and all pre-1968 foreign vehicles), per manufacturer's application guide.



67209

PROFORM® Circle Track Carburetors

The 750 CFM Circle Track Carburetor is joining the Race Series line of high-performance carburetors. This carburetor has all the great features of the Race Series plus special modifications to meet the circle track racers' needs.

Features include:

- Molded wedge floats to keep the fuel flowing in the turns
- A power valve in the secondary side of the for carb smooth transitions
- Teflon® bearing ribbons around the throttle shafts for smooth operation; and changeable operating links to control secondary opening rates.

67215.....750 CFM Circle Track carburetor
with mechanical secondary

**CIRCLE
TRACK**

PROFORM® Street Carburetors*



PROFORM's Street Series Carburetors are hand assembled in the U.S.

PROFORM® Street Series Carb

Based on the wildly successful Race Series carburetors the new PROFORM street carburetors are constructed of light weight aluminum, and changeable idle air bleeds for easy non-permanent calibration changes if needed. Keep your drills in your tool box; fine tuning is accomplished by simply changing air bleeds not opening calibration restrictions with a drill bit.

Each street carburetor features billet metering blocks with a street performance calibration developed for today's high performance engines. Four corner idle on mechanical secondary carburetor to help fine tune the idle with aggressive camshaft profile. Changeable idle feed restrictions further expand the idle adjustment capabilities. Conventional service and tuning components are available in most performance retail outlets.

You'll also find the popular billet throttle body for superior strength, coupled with precision throttle shafts to ensure long term performance. All PROFORM® carburetors have easy access adjustable secondary air flow. Other carburetors require special tools or removal of the carburetor to accomplish this simple adjustment.

The package is completed with high quality, light weight die-cast aluminum fuel bowls with fuel level windows for quick visual reference. Float level changes do not require removal of a sight plug with the risk of fuel spilling all over the top of your engine. Bowls come equipped with 3/8" inverted flare fuel inlet fittings and will accept all conventional dual feed fuel lines compatible with Holley® four barrel carburetors.

Like all PROFORM® carburetors, service parts are readily available however, should you not find PROFORM® service parts, our carburetors are compatible with any modular carburetor service parts available at your local parts store or favorite retail outlet.

Mechanical Secondary Street Series Carburetors with electric choke

- 67211 600 CFM Street Series Carburetor
- 67212 650 CFM Street Series Carburetor
- 67213 750 CFM Street Series Carburetor
- 67214 850 CFM Street Series Carburetor

Vacuum Secondary Street Series Carburetors with electric choke

- 67206 600 CFM Street Series Carburetor
- 67207 650 CFM Street Series Carburetor
- 67208 750 CFM Street Series Carburetor


BLACK STREET SERIES CARBURETORS!

The Black Diamond® coating used on the main body and fuel bowls provides a durable finish which is impact resistant, and reduces fuel temperature by 6% based on thermal testing for enhanced performance. It is impervious to virtually all under hood chemicals and fuels, and is corrosion resistant. The black satin finish is easy to clean and gives your carburetor a great sleek look!


Mechanical Secondary Black Street Series Carburetors with electric choke

- 67312 650 CFM Black Street Series Carburetor
- 67313 750 CFM Black Street Series Carburetor
- 67314 850 CFM Black Street Series Carburetor

Black Finish!



*Product is legal only for off-highway use (except in CA or states that have adopted CA emission standards), racing use or for use on pre-emission-controlled motor vehicle/engines (pre-1966 domestic vehicles certified to CA standards, pre-1968 domestic vehicles certified to federal standards and all pre-1968 foreign vehicles), per manufacturer's application guide.



**Thirteen Reasons to Buy
Proform Street Carbs over the
Competition at NO EXTRA COST!**

1. Electric Choke on all models!
2. Die-cast aluminum fuel bowls!
3. Fuel level sight glass windows!
4. Changeable idle air bleeds!
5. Billet Metering Blocks!
6. Changeable idle feed restrictors!
7. Billet base plates!
8. Serviceable throttle lever!
9. Easy Access Secondary idle air flow!
10. Enhanced look with bright anodizing!
11. Changeable high speed bleeds!
12. Notched secondary floats!
13. Secondary jet extensions!

PROFORM® Carburetor Main Bodies*

Direct Replacement Components to turn a street carburetor into a high-performance carb: get that extra performance out of your ride in less than 30 minutes! Add up to 25-50 HP with PROFORM's 100% NEW, high-performance carburetor main body (no re-built components). Easy swap-in, swap-out installation utilizing existing metering blocks, fuel bowls, and base plate. Involves only 14 screws. Has adjustable screw-in air bleeds, high-performance down-leg boosters. Get maximum air flow with no air horn, choke tower, or choke control. Comes in clamshell package with instructions, all necessary non-stick replacement gaskets and high-performance jet kit.

This product is supplied by Specialty Auto Parts U.S.A., Inc., and is not designed, made, endorsed, or sold by Holley Performance Products, Inc. or any other carburetor manufacturer.

Technical Note: Main body does not retain vacuum advance port in original metering block.



Component for use on Holley® 650 CFM (#4777), 700 CFM (#4778), 750 CFM (#4779) and 800 CFM (#4780) Double Pumper® with Mechanical Secondary applications.

67100C650 CFM, 700 CFM, 750 CFM, & 800 CFM
67203650 CFM Replacement (flows up to 690 CFM)
67107C850 CFM Replacement (req. 1 3/4 throttle body)
67108C950 CFM Replacement (req. 1 3/4 throttle body)
67109C1050 CFM Replacement (req. 1 3/4 throttle body)
850 CFM (requires 1 3/4 throttle body) Component for use on
Holley® 750 CFM (#3310) Vacuum Secondary Carburetors.


67101C750 CFM Vacuum Secondary Carb

***AVAILABILITY NOTICE:** 67203 is currently only offered in zinc instead of standard aluminum.


PROFORM® Aluminum High-Performance Carburetor Main Bodies*

These direct replacement components will save weight and turn your tired street carburetor into a high-performance racing carb.

- A. 67216.....750 CFM Replacement, Alcohol
67217.....750 CFM Replacement,
Annular Boosters (not shown)
B. 67218..... 1050 CFM Replacement,
Annular Boosters



A.



B.

PROFORM is a registered trademark of Specialty Auto Parts U.S.A., Inc. Holley® and Double Pumper® are registered trademarks of Holley Performance Products, Inc. No carburetor products sold under the PROFORM® trademark, including such parts as may fit with or replace a Holley® part number application, are designed, made, or endorsed by Holley Performance Products, Inc. or any other carburetor manufacturer.

Billet Throttle Baseplates*

Upgrade your carb with PROFORM's new Billet Throttle Base Plate! Made from solid billet construction versus die cast aluminum for added strength and durability this base plate comes with button torx head throttle plate screws, adjustable secondary air flow cam bracket, timed and full vacuum tubes for accessories and tuning, slip link mechanical secondary linkage, and power valve blow out protection!

Component for use on Holley® 750 CFM vacuum secondary carburetors.


67148 750 CFM vacuum secondary

Component for use on Holley® 650 CFM through 800 CFM Double Pumper® with Mechanical Secondary applications, and PROFORM® Carburetor Main Body, part number 67100C.

67155 650 CFM, 700 CFM, 750 CFM & 800 CFM

Component for use on Holley® 850, 950, and 1050 CFM Holley® Double Pumper® with Mechanical Secondary applications.


67156 850 CFM, 950 CFM, and 1050 CFM



Aluminum Fuel Bowl with Sight Glass Windows*

Lightweight aluminum center-hung fuel bowls with sight glass windows for easy visual float adjustment. Kit comes with two (2) fuel bowls and two (2) gaskets and anodized aluminum 5/8" x 18 inverted flare fuel inlets. Fits PROFORM, Quick Fuel, and Holley Double Pumper carburetors.

67162 Aluminum Fuel Bowl Kit with Sight Glass Windows



Includes Gaskets and Fuel Inlets!

PROFORM® Upgrade Carburetors*

PROFORM's 100% Aluminum Upgrade Series Carburetors are hand assembled in the U.S.

The PROFORM® Upgrade Carb Includes:


PROFORM upgrade carburetors are constructed of lightweight aluminum including changeable idle air bleeds for easy non-permanent calibration changes if needed. Fine tuning is accomplished by simply changing air bleeds not opening calibration restrictions with a drill bit.

Each upgrade carburetor features metering blocks with a street performance calibration that's ready to roll right out of the box, and developed for today's high performance engines. Four corner idle on mechanical secondary carburetor to help fine tune the idle with aggressive camshaft profile. Changeable idle feed restrictions further expand the idle adjustment capabilities. Conventional service and tuning components are available in most performance retail outlets.

The package is completed with high quality, lightweight die-cast aluminum fuel bowls with fuel level windows for quick visual reference. Float level changes do not require removal of a sight plug with the risk of fuel spilling all over the top of your engine. Bowls come equipped with 3/8" inverted flare fuel inlet fittings and will accept all conventional dual feed fuel lines compatible with Holley® four barrel carburetors.

Like all PROFORM® carburetors, service parts are readily available however, should you not find PROFORM® service parts, our carburetors are compatible with any modular carburetor service parts available at your local parts store or favorite retail outlet.

PROFORM®
Upgrade Series



Mechanical Secondary Upgrade Carburetors with electric choke
67254.....600 CFM Mechanical Secondary Street Carburetor
67255.....650 CFM Mechanical Secondary Street Carburetor
67257.....750 CFM Mechanical Secondary Street Carburetor
67259.....850 CFM Mechanical Secondary Street Carburetor

Vacuum Secondary Upgrade Carburetors with electric choke
67253.....570 CFM Vacuum Secondary Street Carburetor
67256.....670 CFM Vacuum Secondary Street Carburetor
67258.....770 CFM Vacuum Secondary Street Carburetor

CARBURETOR ACCESSORIES*

Billet Metering Blocks

Race-Oriented Calibration, Emulsion

Still using 1950's technology? Upgrade your carburetor with PROFORM's new race-oriented billet metering blocks. Each unit is CNC machined from solid billet aluminum for added strength and durability and features changeable idle feed restriction, 4 emulsions for more aggressive tuning, and additional racing application upgrades.



67150C Race-Oriented Calibration Billet Metering Block, 1-pc per package

Secondary Conversion Series for Single Inlet Carburetors

For single inlet vacuum secondary carburetors to replace the original metering plate with a billet metering block. Kit includes longer fuel bowl screw, longer transfer tube and all necessary gaskets, seals, etc.




67164C Secondary Conversion Single Inlet Series Billet Metering Block, 1-pc per package

Secondary Conversion Series for Dual Inlet Carburetors

For dual inlet vacuum secondary carburetors to replace the original metering plate with a billet metering block. Kit includes all necessary gaskets for conversion. Available in Black.

NOTE: This conversion will require a longer dual feed line.



67163C Secondary Conversion Dual Inlet Series Billet Metering Block, 1-pc per package

Double Pumper® Conversion Kit

Upgrade your Double Pumper® with race-ready billet metering blocks! Primary block retains the original vacuum provisions. Secondary block has no power valve provision to fit the latest generation of carburetors. Kit includes necessary gaskets for conversion. These blocks have a four corner idle system provision (you must have the correct throttle body for the four corner idle system to work). Available in Black.



67165C Double Pumper® Billet Metering Block Conversion Kit, 2-pcs per package

Standard Replacement Series


Primary metering block for all 2300, 4150, 4160 models except carburetors with an accelerator pump transfer tube or "reverse" idle mixture system. Uses standard fuel bowl and metering block gaskets. Timed spark or ported vacuum tube in original location. Improved throttle response over stock "universal" performance carburetor metering block. Black.



67166C Standard Replacement Series Billet Metering Block, 1-pc per package

Billet Jet Plate

Lightweight jet storage plate holds up to 22 pairs of jets. Never lose or damage another jet again! A must-have for the carburetor tuner. Jet plate does not come with jets.



67115C Billet Jet Plate

Performance Rebuild Kits



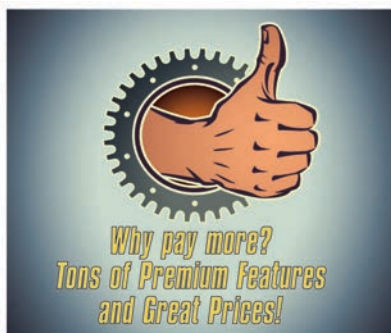
Performance rebuild kits include machined needle and seat assemblies, accelerator pump diaphragms, and non-stick precision die-cut gaskets with nylon inlet nut and bowl screw gaskets. Can be used with any racing gasoline.

- 67221 Fits Holley® vacuum secondary 4 bbl, 450, 550, 600, 750, & 780 CFM (includes early versions of the list 3310 as well as universal carbs upgraded with secondary metering block)
- 67222 Fits Holley® Double-Pumper carbs 600 - 850 CFM
- 67223 Fits PROFORM 650 & 750 CFM as well as the Holley® HP Series of the same size
- 67224 Fits PROFORM 850 & 950 CFM as well as the Holley® HP Series of the same size

Billet Metering Plate Conversion Kit


Now you can finally tune your rear jets! Upgrade your 4160 series 750 CFM carburetor (center hung float) with PROFORM's billet secondary metering plate conversion kit. Easily change your secondary jets for tunability and better horsepower gains. Each kit comes with a purple anodized billet metering plate, a metering plate/fuel bowl gasket and nylon fuel bowl screw gaskets.

67146 Billet Secondary Metering Plate Conversion Kit



Throttle Shaft Conversion Kits

Upgrade your PROFORM or Holley® carburetors (up to 1 3/4" throttle bores) to achieve higher air flow by reducing the size of the throttle shaft. Each kit includes button head (Torx) throttle plate screws, universal lever, and slip link secondary activation system. The High-Flow kit includes stainless steel button head screws.



A. 67243..... Throttle Shaft Conversion Kit
B. 67244..... High-Flow Throttle Shaft Conversion Kit

*Product is legal only for off-highway use (except in CA or states that have adopted CA emission standards), racing use or for use on pre-emission-controlled motor vehicle/engines (pre-1966 domestic vehicles certified to CA standards, pre-1968 domestic vehicles certified to federal standards and all pre-1968 foreign vehicles), per manufacturer's application guide.

Carburetor Tuning Accessories

Non-Stick Gasket Kit

2 non-stick fuel bowl and 2 non-stick metering block gaskets.

67220 Gasket Kit

Gas Jet Kits

Precision manufactured to exacting flow for better tunability. Each kit comes with 2 jets. Comes with billet jet plate.

67226 Jet Kit, No. 70 - No. 80

67227 Jet Kit, No. 80 - No. 90

67228 Jet Kit, No. 90 - No. 100

Power Valves

Increase fuel flow and quicker response time resulting in precise calibration and predictability. Each power valve is hand tested in the U.S.A. to ensure quality.

67229 Power Valve No. 2.5

67232 Power Valve No. 3.5

67233 Power Valve No. 4.5

67234 Power Valve No. 6.5

Needle and Seats Assemblies

Precision machined for exacting fuel flow with larger stem base on the needle for accurate response to float arm movement. For gasoline applications with Viton tip.

67238 0.110 adjustable

67239 0.120 adjustable

67240 0.130 adjustable

AN Fuel Inlet Fittings Kit

Extended length fittings that can be easily tightened for an exact seal without damaging the fuel bowl. Each kit comes with 1 inlet fitting.

67241 # 6 AN Inlet, 7/8"-20 fuel bowl

67242 # 8 AN Inlet, 7/8"-20 fuel bowl

Idle Feed Restriction Kits

For PROFORM carburetors and PROFORM metering blocks, each kit comes with 4 pieces.

67247 0.029"

67248 0.031"

67249 0.033"

67250 0.035"

67251 0.037"

67252 0.039"

Adjustable Vacuum Secondary Housing Assembly

A complete bolt-on for any vacuum secondary carburetor. A simple one-screw adjustment varies initial point and opening rate.

67235 Adjustable Vacuum Secondary Housing

Replacement Secondary Diaphragm

Fits all PROFORM carburetors and all Holley® vacuum secondary carburetors except six pack, 3 bbl, and early Mopar applications.

67236 Replacement Secondary Diaphragm

Carb Float Adjustment Tool



No more sleight of hand tricks! Easily adjust your carburetor float level with this hand float adjustment tool. 5/8" socket and built-in screwdriver blade protects your engine and hands from fuel spray.

67443 Carb Float Adjustment Tool


Adjustable Secondary Cam Bracket

This newly designed secondary pump cam bracket features a mechanical idle enabling you to manually adjust the secondary throttle plates on your Holley® 4150 carbs and PROFORM carburetors.



67237 Adjustable Secondary Cam Bracket for Holley® 4150 and PROFORM carburetors

Replacement Throttle Base Plates



PROFORM's new cast aluminum base plates are an inexpensive way to replace your existing plate, though we'd strongly suggest you consider upgrading to our premium billet aluminum base plates, shown on p. 31. Features include button torx head throttle plate screws, timed and full vacuum tubes for accessories and tuning, slip link mechanical secondary linkage, and power valve blow out protection!

Component for use on Holley® 600 & 750 CFM vacuum secondary carburetors.

67267 600 CFM vacuum secondary

67269 750 CFM vacuum secondary

Component for use on Holley® 650 CFM through 800 CFM Double Pumper® with Mechanical Secondary applications, and PROFORM® Carburetor Main Body, part number 67100C.

67268 650 CFM, 700 CFM, 750 CFM, & 800 CFM mechanical secondary

Component for use on Holley® 600 CFM Holley® Double Pumper® with Mechanical Secondary applications.

67266 600 CFM mechanical secondary

Aluminum Power Valve Remover Tool



Never damage your metering blocks again! PROFORM's new aluminum power valve remover tool makes power valve removal a snap. Simply place the tool over the power valve and give it an easy turn.

67454 Aluminum Power Valve Remover Tool

Trackside carb spacer kits

Easily optimize your flow rates with the new PROFORM modular 1" carb spacer kit! Each kit comes with one frame and 3 popular inserts: open, 4-hole, and tapered 4-hole. Various engine combinations have various fuel and air distribution requirements for maximum performance. Lightweight heat-resistant phenolic.



67160C Carb spacer frame with open, 4-hole, and 4-hole tapered inserts



Air Bleed Tuning Kit



PROFORM air bleed tuning kits include 4 each of 11 air bleeds. Each kit comes in a handy plastic storage container.

67245 Air Bleed Tuning Kit, High Speed System No. 25 - 35

67246 Air Bleed Tuning Kit, Idle Air Bleed System No. 65 - 75


Jet Installation Tool



Don't damage your jets with a clumsy screwdriver. This handy tool makes installation and removal of jets a cinch.

67469 Jet Installation Tool

Can you tell the difference between a quality mini-starter, alternator, HEI distributor, electric water pump, electric fan, and one that's made to lesser standards? No, most enthusiasts can't because most of these products look nearly the same – so that's why what's on the inside is critical. Choosing PROFORM is choosing electrical parts with components produced and tested by highly specialized machines, assembled by highly trained personnel using dedicated jigs and equipment, with everything 100 percent NEW* for maximum longevity and optimum performance. In many cases each subcomponent is tested before it gets onto the production line. After assembly each product is individually tested at the factory. Finally, it's boxed in eye catching retail packaging that stands out from the competition. We do the testing, not you! And PROFORM proves it! If you'd like to know more about how these great PROFORM products are made, scan the QR codes on this page to see videos of the manufacturing and testing processes.



**See How It's Made...
Because What's Inside
DOES Matter!**

*except for a limited number of distributor housings.




**Electric
Water Pumps**




Mini-Starters

The PROFORM® difference...



Precision
Manufacturing!



Balanced for Maximum
Performance!



Exacting
Standards!



Quality
Raw Materials!



Quality and
Performance in
Every Part!

Superior
Components = Superior
Performance

Can you tell the difference between a quality alternator, and one that's made to lesser standards? Most alternators (especially chrome ones) look nearly the same – so it's what's on the inside that's critical. Choosing PROFORM is choosing alternators with components produced by highly specialized machines, assembled by highly trained personnel using dedicated jigs and equipment, with everything 100% new for maximum longevity and optimum performance. After assembly, each alternator is **individually tested at the factory**. Finally, it's boxed with a quality assurance graph that documents the specific unit's output performance. We do the testing, not you! And PROFORM proves it!

100% NEW, 10SI-Style, Alternators

Like all PROFORM alternators, these alternators are 100% new, include a machined V-belt pulley, and lastly are tested at the component level and the finished level to insure the best product possible. Weighs 11 lbs.

Available in Black Crinkle, Chrome, and Natural finishes.

For a new level of quality and reliability,
insist on 100% NEW!

NEW BLACK CRINKLE FINISH!



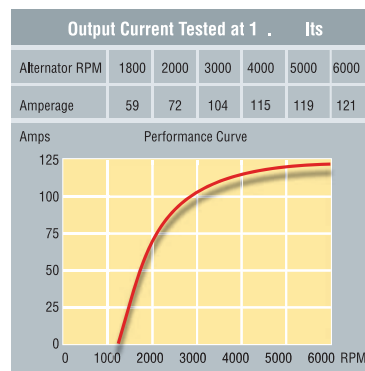
NEW! 66448.1N.....GM 100 AMP, 1-wire
NEW! 66448.12N.....GM 120 AMP, 1-wire

Chrome Alternators

66445NGM '73-'86 Internal Regulator
66445.1N.....GM 100 AMP, 1-wire
66445.8N.....GM 80 AMP, 1-wire
66445.6N.....GM 60 AMP, 1-wire
66445.12NGM 120 AMP, 1-wire
66445.14NGM 140 AMP, 1-wire

Natural Finish Alternators

66434.....GM 100 AMP, 1-wire
66436.....GM '73-'86 Internal Regulator



NEW! 50 AMP, 1-WIRE, MINI ALTERNATORS!

Not looking to power a small village with your alternator, and drop 5 pounds from the front end at the same time? These small but powerful alternators are perfect for the racer looking for something reliable, and the cruiser looking for something small that looks good.

Like all PROFORM alternators, these new mini alternators are 100% new, include a machined V-belt pulley, and lastly are tested at the component level and the finished level to insure the best product possible. Weighs 6 lbs. Available in Black Crinkle, and Polished finishes.


See ProformParts.com for dimensional information.

NEW! 66432.....Black Crinkle 50 AMP, 1-wire

NEW! 66433.....Polished 50 AMP, 1-wire



See How It's Made...
Because What's Inside
DOES Matter!

**100 AMP Alternators - 100% NEW**

100% New 100 AMP GM alternator. GM internal regulator. Available for about 1/2 the cost of competitive models, this reliable internal-fan unit is compact and powerful. Use existing mounting brackets and electrical hook-up.

66439 Chrome


**Alternators Brackets**

Chevrolet small-block thru '68.

- A. 66114.....Short Water Pump & Headers**
B. 66661.....Side-mount with Headers

- C. 66115.....Universal Alt/Generator Arm**
D. 66179Universal Cut-To-Size Spacer

A.




B.



C.



D.



High-Performance Starters

What's on the inside is critical. PROFORM Starter are made up of entirely brand new components produced by highly specialized machines, assembled by highly trained personnel using dedicated jigs and equipment. This dedication results in maximum longevity and optimum performance. We don't believe in using parts that have undergone a major teardown and then put back together with a mix bag of new and used components. We start from scratch for each and every part!

After assembly each starter is individually tested at the factory. Finally, it's packaged with a quality assurance graph that documents the specific unit's output performance. We do the testing, not you, and we aren't afraid to prove it!



PROFORM
High-Torque Starters



PROFORM
Race Series Starters



PROFORM
"OE Style" Lightweight
Gear Reduction Starters

High-Torque, Mini Starters

PROFORM High-Torque Mini Starters have full ball bearing construction, offering 3.75-to-1 gear-reduction. This enables the high-output motor to turn the engine over faster than stock starters, delivering 40-50% more cranking power. The offset design results in more clearance between the oil pan and the Starter. Plus, for additional chassis clearance, they can also be rotated. If you drive anything from a '69 Camaro to a '65 Cutlass, to a '72 Mustang, or even an LS swap, we got you covered with the PROFORM High-Torque Mini Starters.

Chevrolet

For use with Small-Block Chevy Gen I & Big-Block Chevy 396-454, 1965-96, V8 Engines.

Part Number	Voltage	Kilowatt	Compression Ratio	Gear Reduction Ratio	Flywheel Gear Teeth	L x W x H (Inches)	Bolt Pattern
66258*	12V	2.0KW	15.0:1	3.75:1	153 & 168	4-7/8 x 9 x 5-6/8	Straight Mount
66256*	12V	1.4KW	11.0:1	3.75:1	153 & 168	4-7/8 x 8 x 5-6/8	Straight Mount
66267	12V	2.0KW	15.0:1	3.75:1	168	4-7/8 x 9 x 5-6/8	Staggered Mount
66266	12V	1.4KW	11.0:1	3.75:1	168	4-7/8 x 8 x 5-6/8	Staggered Mount
66259**	12V	1.4KW	11.0:1	3.75:1	153 & 168	4-7/8 x 8 x 5-6/8	Straight Mount

* Also Fits Chevy V6 Engines * *Chrome Model

Other GM

For use with Oldsmobile, Pontiac, Buick & LS1-LS7.

Part Number	Voltage	Kilowatt	Compression Ratio	Gear Reduction Ratio	Flywheel Gear Teeth	L x W x H (Inches)	Engine Application
66262	12V	2.0KW	15.0:1	3.75:1	166	4-7/8 x 9 x 5-6/8	455 Buick V8; 1970-'76
66260	12V	1.4KW	11.0:1	3.75:1	166	4-7/8 x 8 x 5-6/8	455 Buick V8; 1970-'76
66265	12V	2.0KW	15.0:1	3.75:1	166	4-7/8 x 9 x 5-6/8	Olds. I Pontiac V8; 1965-'82
66257	12V	1.4KW	11.0:1	3.75:1	166	4-7/8 x 8 x 5-6/8	Olds. I Pontiac V8; 1965-'82
66273	12V	1.4KW	11.0:1	3.75:1	n/a	4-7/8 x 8 x 5-6/8	GM LS1 -LS7

FORD

For use with Ford 221-255-260-289-302-351 V8 Engines, 1962-'97.

Part Number	Voltage	Kilowatt	Compression Ratio	Gear Reduction Ratio	Flywheel Gear Teeth	Transmission
66275	12V	2.0KW	15.0:1	3.75:1	5-1/2 x 8 x 5-6/8	Automatic
66276	12V	2.0KW	15.0:1	3.75:1	5-1/2 x 9 x 5-6/8	Standard
66270	12V	1.4KW	11.0:1	3.75:1	5-1/2 x 9 x 5-6/8	Automatic
66271	12V	1.4KW	11.0:1	3.75:1	5-1/2 x 8 x 5-6/8	Standard

NOTE: Replacement accessories for High-Torque Style Starters include 1.4KW & 2.0KW repl. solenoids (66256S & 66268S), repl. pinions (66256P) and a Spring and clip kit (66256SS) for the pinion. L x W x H measurements are rounded to nearest 1/4".

PROFORM Race Series Starters

For engines with monster cubic inches or compression ratios, the torque generated from these starters is capable of cranking engines up to a whopping 14:1 compression. With a serious 4.41:1 gear-reduction ratio, these Starters challenge the specifications, durability, and reliability of anything else on the market.

Chevrolet

For use with Small-Block Chevy Gen I & Chevy Big-Block 396-454, 1965-96.

Part Number	Voltage	Kilowatt	Compression Ratio	Gear Reduction Ratio	Flywheel Gear Teeth	Bolt Pattern	Engine Application
67050	12V	1.4KW	14.0:1	4.41:1	168	Straight Mount	Small-Block Chevy Gen I & Chevy Big-Block 396-454, 1965-96
67051	12V	1.4KW	14.0:1	4.41:1	153	Straight Mount	Small-Block Chevy Gen I & Chevy Big-Block 396-454, 1965-97
67052	12V	1.4KW	14.0:1	4.41:1	168	Staggered Mount	Small-Block Chevy Gen I & Chevy Big-Block 396-454, 1965-98
67504	12V	1.4KW	14.0:1	4.41:1	166	n/a	Olds. I Pontiac V8; 1965-'82
67053	12V	1.4KW	14.0:1	4.41:1	n/a	Inline	GM LS1 -LS7
66269	12V	1.4KW	14.0:1	4.41:1	n/a	n/a	Chrysler A, B, RB, & HEMI V8

PROFORM "OE Style" Lightweight Gear Reduction Starter

These starters are lightweight, reliable, and built to last. Nothing more to say.

Part Number	Voltage	Kilowatt	Compression Ratio	Gear Reduction Ratio	Flywheel Gear Teeth	L x W x H (Inches)	Engine Application
66268	12V	1.4KW	10.0:1	3.75:1	168	8 X 5 X 9.5	Staggered Mount



Chevy Small-Block



Weather-Tight
Connector!



Included Chevy Small-Block
Accessories.



Ford Small-Block



Billet Backing Plate Included with
Ford Models

Chevrolet

Ever consider going electric? PROFORM's affordable electric water pumps eliminate unnecessary weight and impeller-drag experienced at high RPM, pump up to 35+ gallons of water per minute, and deliver the cooling that can make the difference between a win and second place! Durable but light-weight die-cast aluminum, epoxy powder coated for corrosion resistance in the color of your choice. Race or street. Comes with mating weather-tight connector. Draws 6 amps. Billet fitting (1" pipe to 1-3/4" hose) included.

Fits Chevy Small-Block

66225B Chevy S/B, Electric water pump, blue
66225BK Chevy S/B, Electric water pump, black
66225R Chevy S/B, Electric water pump, red
66225C Chevy S/B, Electric water pump, chrome
66225P Chevy S/B, Electric water pump, polished

Fits Chevy Big-Block

68230B Chevy B/B, electric water pump, blue
68230BK Chevy B/B, electric water pump, black
68230R Chevy B/B, electric water pump, red
68230C Chevy B/B, electric water pump, chrome
68230P Chevy B/B, electric water pump, polished

Ford

Based on the popular Chevy versions the new Ford Small-Block electric water pump features a durable 12-volt motor pumping up to 35+ gallons of water per minute. Each pump is made from durable but light-weight die-cast aluminum with epoxy powder coating for corrosion resistance. Comes with FREE billet aluminum backing plate, mating weather-tight connector and inlet fitting. Draws 6 amps. Available in 5 colors.

Fits Ford Small-Block

68220B.... Ford S/B, electric water pump, blue
68220BK... Ford S/B, electric water pump, black
68220R... Ford S/B, electric water pump, red
68220C... Ford S/B, electric water pump, chrome
68220P.... Ford S/B, electric water pump, polished
66239..... Billet Backing Plate, natural



See How
It's Made...

High Flow Aluminum Water Pumps


PROFORM's new high flow mechanical water pumps feature heavy duty ball bearings for up to 40% more coolant flow giving you real performance value for your dollar. Available in the stock cast look (satin) or the wildly popular polished.

Fits Chevy Small-Block


- A. 67264.....Long, Polished
- B. 67265.....Long, Satin Finish
- C. 68244.....Short, Polished
- D. 68245.....Short, Satin Finish

Fits Chevy Big-Block


- E. 68240.....**NEW!** Long, Polished
- F. 68241.....**NEW!** Long, Satin Finish
- G. 68242.....**NEW!** Short, Polished
- H. 68243.....**NEW!** Short, Satin Finish




A.




B.




C.




D.




E.



F.



G.



H.


Fits Chrysler Big-Block

This all new PROFORM billet electric big block Chrysler water pump features the durable PROFORM 12-volt motor, billet mounting plate for added strength, and pumps up to 35+ gallons of water per minute. Fits B, RB and Hemi engines.

- 66219.....Billet Electric BB Chrysler Water Pump
- 66227.....Aluminum Pulley-drive B/B Chrysler Water Pump
- 66228.....Aluminum Water Pump Housing for part no. 66219



66227



66228

Saves 5 lbs.!

Fits Chrysler Small-Block

- 66237.....Billet Backing Plate, natural

Billet Aluminum Radiator Overflow Canisters

PROFORM's new overflow canisters are anodized billet aluminum with brass fittings to give your engine bay a nice clean look. Canister measures 6.75" tall, and 3" diameter.

- 69527.....Black anodized overflow canister
- 69528.....Natural anodized overflow canister



PROFORM PRO-Series HEI Distributors¹

Delivers on The Strip or on The Street

Utilizing the same system pioneered by GM in the 70's, for its durability and dependability, the PROFORM HEI Distributor (vs. OE point-type systems), allowing for a wider spark plug gap for faster fuel ignition. The result: reliable starting and better fuel burn giving your ride the high-performance power you need on the street or on the track. These PRO-Series Distributors are 100 percent new, not remanufactured or rebuilt. Meaning every component has never been used. Plus, each distributor's curve is tested before we even put it in a box! The high-performance distributor produces a 50,000 volt spark through 7,500 RPM with true spark alignment for instantaneous response, and includes a high-performance curve, premium cap with brass terminals, a low saturation ignition module and a capacitor that prevents radio static.

PRO-SERIES HEI DISTRIBUTORS

- 50,000 Coil Voltage
- HEI/Male Cap Style
- Vacuum & Mechanical Advance
- Standard Gear Rotation
- No Slip Collar
- Magnetic Trigger Style
- Hardened Steel Gear Material
- Precision Honed Steel Shaft
- Easy 1-Wire Installation
- Optional Tach Hook-up



Blue Cap



Red Cap



Tan Cap



Chevrolet

Chevy Small-Block Gen I | Chevy Big Block Mark IV

Part Number	Cap Color	Housing Finish
66941R	Red Cap	Polished
66941RC	Red Cap	Polished
66941B	Blue Cap	Polished
66941BC	Blue Cap	Polished
66941BK	Black Cap	Polished
66941BKC	Black Cap	Polished
66941BKU	Black Cap	Natural
66941BKUC	Black Cap	Natural
66941TU	Tan Cap	Natural
66941TUC	Tan Cap	Natural
66940*	Tan cap	Natural
66940C*	Tan cap	Natural
66940R*	Red cap	Natural
66940RC*	Red cap	Natural
66940B*	Blue cap	Natural

C = Clamshell Packaging

* Coil NOT Included

Pontiac & Oldsmobile

Part Number	Application	Cap Color
66953	Pontiac V8 326-455 Engines	Red Cap
66955	Oldsmobile V8 260-455 Engines	Red Cap

Ford

Part Number	Application	Cap Color
66969R	Ford 221-289-302	Red Cap
66969B	Ford 221-289-302	Blue Cap
66969BK	Ford 221-289-302	Black Cap
66980R	Ford 351C-400M-439-460	Red Cap
66980B	Ford 351C-400M-439-460	Blue Cap
66980BK	Ford 351C-400M-439-460	Black Cap
66983R	Ford 351 Windsor	Red Cap
66983B	Ford 351 Windsor	Blue Cap
66983BK	Ford 351 Windsor	Black Cap

Technical Note: Ford Application Gear not compatible with billet roller cams. If using a billet roller cam, please contact the cam manufacturer for proper gear selection.

All Ford, Pontiac, Oldsmobile Housings are Natural Finish

PROFORM Race Series Vacuum Lockout Distributors¹

Custom Modified for High RPM Applications

The Race Series Distributors are perfectly modified for Circle Track racers. Designed for maximum durability at high RPMs, so they won't let you down on race day.

RACE SERIES DISTRIBUTORS

- Includes all Features of the PRO-Series w/o Vacuum Advance
- Modified for Racing Applications
- OE Sintered Steel Weights that Withstand 270 Newtons/Min.
- PROFORM Vacuum Advance Lockout (P/N 67022C), Pre-installed
- Designed for Maximum Durability, at High RPMs
- For Chevy Small-Block Gen I and Chevy Big Block Mark IV



Black Cap

Red Cap

Blue Cap

Chevy Small-Block Gen I | Chevy Big Block Mark IV

Part Number	Cap Color	Housing Finish
66941RM	Red Cap	Polished
66941BM	Blue Cap	Polished
66941BKM	Black Cap	Polished

PROFORM
Race Series

**CIRCLE
TRACK**



Chrysler Electric Distributors & Conversion Kits¹

These complete high performance distributor kits will convert your old point-type ignition to new electronic ignition. Each kit includes a distributor with high performance advance curve. The distributor is available separately with it's own unique part number. Also Included: an electronic control unit, wiring harness, ballast resistor, and detailed installation instructions.



Application	Conversion Kit P/N	Distributor Only P/N
Chrysler LA Engines 1964-1991	66991	66990
Chrysler B/RB Engines 1964-1991	66993	66992
Chrysler RB & Hemi 426 Engines	66995	66994

¹Product is legal only for off-highway use (except in CA or states that have adopted CA emission standards), racing use or for use on pre-emission-controlled motor vehicle/engines (pre-1966 domestic vehicles certified to CA standards, pre-1968 domestic vehicles certified to federal standards and all pre-1968 foreign vehicles), per manufacturer's application guide.

Classic HEI Distributors¹

Durable & Dependable Upgrades vs. Stock

The High Energy Ignition (HEI) system inside PROFORM Classic Distributors offers more ignition voltage by eliminating the stock ballast resistor for improved spark that permits a bigger spark plug gap. The result: MORE POWER. Our distributors utilize all-new components under the cap, giving you the assurance that you won't be using your cruiser as a testing lab for someone else's worn parts.

CLASSIC HEI DISTRIBUTORS

- Calibrated Advance Curves
- Optimized for Maximum Combustion Efficiency
- One-Piece Design Coil And Module Mounted Internally
- Easy One-Wire Hook-Up
- High-Power, 50,000-Volt Coil
- Premium Hi-Dielectric Cap w/ Brass Terminals
- Low-Saturation Ignition Module



Make	Application	Part Number
Chevy V6	262 Engine 1985-2006	67080
Chevy V6	200-229 Engine 1978-1981	67084
Chevy V6	173 Engine 1978-1981	67082
Chevy L6	Gen III Inline Engine 1962-1989	67081
Chevy & Pontiac	4-Cylinder 151 Engine	67093
Make	Application	Part Number
Buick V8	215-350 Engines 1961-1980	67088
Buick V6	Even Fire Engine 1967-1979	67090
Buick V6	Odd Fire Engine 1975-1977	67091
Make	Application	Part Number
AMC V8	290-401 Engines 1967-91	67185
AMC L6	232-258 Engine 1964-1988	67186
Make	Application	Part Number
Chrysler V8	Chrysler LA Engines 1964-1991	67040

Additional Components



High-Performance Ignition Module
Engineered with low saturation for maximum spark intensity.
66944C Ignition Module



Wire Harness and Capacitor
Wire Harness and Capacitor. When upgrading your distributor, don't overlook this essential component.
66946C Harness Kit



HEI Adjustable Vacuum Advance
Fits GM. For fine-tuning your vacuum advance for optimum performance.
66952C Vacuum Advance



Chevy Iron Distributor Gear
Fits Chevy small block and big block engines with 0.491" shaft. Replacement component.
66961C Distributor Gear

For additional components visit ProformParts.com

HEI Tune-Up Kits¹

Durable & Dependable Upgrades vs. Stock

Give your distributor a new lease on life with PROFORM GM HEI Electronic Tune-up Kits. Each kit contains high-power 50,000 volt HEI coil; superior “no arc” rotor; coil dust cover; high-performance, low-saturation control module; adjustable vacuum advance unit; HEI brush assembly; wire harness & capacitor; high-performance advance spring & weight set; and mounting hardware..



Application	Cap Color	Part Number
GM V8 Engines	Blue Cap	66945BC
GM V8 Engines	Black Cap	66945BKC
GM V8 Engines	Red Cap	66945RC
GM V6 Engines	Red Cap	66949RC

High-Power 50,000 Volt HEI Cap Kits¹

Perfect Replacement for the High Demands of Race Applications

The high demands placed on the ignition system when racing cause extreme wear and tear on stock or OE replacement distributor caps and rotors. Proform High-Power Cap & Rotor Kits are comprised of premium hi-dielectric caps, molded from alkyl material, with brass terminals, and quality rotor.



Application	Cap Color	Part Number (Cap Kit w/ Coil)	Part Number (Cap Kit without Coil)
GM V8 Engines	Blue Cap	66942BC	66947BC
GM V8 Engines	Black Cap	66942BKC	66947BKC
GM V8 Engines	Red Cap	66942RC	66947RC
GM V6 Engines	Red Cap	n/a	66916RC

¹Product is legal only for off-highway use (except in CA or states that have adopted CA emission standards), racing use or for use on pre-emission-controlled motor vehicle/engines (pre-1966 domestic vehicles certified to CA standards, pre-1968 domestic vehicles certified to federal standards and all pre-1968 foreign vehicles), per manufacturer's application guide.

High Performance Electric Fans

These fans help prevent overheating in stop-and-go traffic, designed to fit the most popular cars and trucks, increase gas mileage, improve engine performance, free the waterpump pulley for more RPM, and install in minutes with simple hand tools. Ultra thin design to fit cramped locations. Reinforced glass filled polypropylene blade and plastic housing for minimized weight. Nylon tie mounting kit included. Nominal fan size is based upon approximate overall assembly diameter.

S-Blade Fans

- A. 67011.....10-inch Electric Fan
- B. 67013.....12-inch Electric Fan
- C. 67018.....14-inch Electric Fan
- D. 67027.....16-inch Electric Fan

Straight Blade Fans

- E. 67010.....10-inch Electric Fan
- F. 67012.....12-inch Electric Fan
- G. 67014.....14-inch Electric Fan
- H. 67016.....16-inch Electric Fan




A.



B.



C.



D.




E.



F.



G.



H.

Diameter	10"	12"	14"	16"
Thickness	2-1/2"	2-1/2"	4"	4"
Motor RPM	3000	3000	2500	2000
AMP Draw	7	7	8	9
Fuse Size AMP	25	25	30	30
CFM	1000	1200	1650	2100



15" Electric Fans with Thermostat

Your stock fan robs your engine of up to 15 or more horsepower! Replace it with a rugged fan equipped with an adjustable 180°-240°F thermostat. Bolts to your radiator supports using sturdy brackets. With a heavy-duty motor, and 15" diameter, this unit pulls up to 2,800 cfm of air, cooling vehicles with up to 250+ HP (without air) and 220+ HP (with air). Overall: 18" x 16-1/8" x 4". Amp draw, 14 amps.

- 67015.....Straight Blade 15" Mustang Fan w/ Thermostat
- 67028.....S-Blade 15" Mustang Fan w/ Thermostat
- 67017.....Straight Blade 15" Universal Fan w/ Thermostat
- 67029.....S-Blade 15" Universal Fan w/ Thermostat



FAN CONTROLLERS

NEW! Variable Speed Fan Controller with Digital Display

Maintaining a consistent engine temperature is a more efficient way to keep your engine cool. Many other fan controllers turn the fan on when the engine is getting too hot, and turn off after expending a lot of energy cooling it. This can lead to amperage spikes, excessive fan wear, and plenty of undesired fan noise. These problems can all be reduced substantially with PROFORM's new variable speed controller. This variable speed fan controller makes the fan or fans run at whatever speed is needed to maintain a consistent temperature.


The controller receives a temperature signal from the radiator with either a push-in, or thread-in brass probe. The fan controller processes this signal and runs the fan(s) at the correct speed needed to maintain the desired temperature.

The weather resistant billet aluminum housing with bright digital display ensures easy setting by simply pushing + or - to set the temperature.

By simply pressing the Mode button, the digital display will show temperature in F° & C°, as well as the amperage being used by the fan(s).

The controller can accommodate one or two 12v volt brushed motor fans. To substantially reduce amperage spikes, the controller soft starts the fan(s) by slowly ramping up to the required speed. Mounting hardware, and necessary electrical connections included.

NEW! 69596.....Variable Speed Fan Controller with Digital Display




Adjustable Electric Fan Controllers

PROFORM's premium adjustable fan controllers make adding a thermostat to your cooling system easy. Fan activation is adjustable between 150 and 240 degrees F. These fan controllers are recommended for race and street applications.

69598.....Thread-in Probe Controller

69599.....Push-in Probe Controller



Extruded Aluminum Roller- Rocker Arms¹

Rid your engine of internal friction with roller-tipped rocker arms. The race proven full needle bearing, fulcrum and roller tip not only unleash horsepower, they also lengthen valve train component life and reduce wear and tear on valve stem tips. Precision machined to insure consistency and ratio accuracy. 16 extruded aluminum roller rockers and 16 poly locks. For clamshell packaging, where not denoted, add "C" to part number.



Engine	Year	Description	Part Number
Chevy Small-Block Gen I	1955-1986	1.5 Ratio 3/8" Stud	66907
Chevy Small-Block Gen I	1955-1986	1.6 Ratio 3/8" Stud	66908
Chevy Small-Block Gen I	1955-1986	1.5 Ratio 7/16" Stud	66909
Chevy Small-Block Gen I	1955-1986	1.6 Ratio 7/16" Stud	66910
Chevy Small-Block Gen I	1955-1986	1.5 Ratio & 1.6 Ratio 3/8" Stud	66920C*
Chevy Small-Block	1987-2000	1.5 Ratio 3/8" Stud, Self Aligning	66914
Chevy Small-Block	1987-2000	1.6 Ratio 3/8" Stud, Self Aligning	66915
Chevy Big-Block	1958-2000	1.7 Ratio 7/16" Stud	66913
Ford 289-302-351	1963-2001	1.6 Ratio 3/8" Stud	66911
Ford 289-302-351	1963-2001	1.6 Ratio 7/16" Stud	66912
Ford 302-351W, Pedestal Mount	1974-1994	1.6 Ratio 5/16" Stud	66879
Ford 302-351W, Pedestal Mount	1974-1994	1.7 Ratio 5/16" Stud	66878
Ford 302-351W, Pedestal Mount	1974-1994	1.6 Ratio & 1.7 Ratio 5/16" Stud	66876*
Ford 302 Boss 351C, 429-460 (385 Series)	1968-1997	1.73 Ratio 7/16" Stud	66861C
Chrysler LA	1971-1989	1.5 Ratio	66869**
Chrysler B/RB	1959-1978	1.5 Ratio	66868**
Oldsmobile 260 -455 V8	1964-1990	1.6 Ratio 7/16" Stud	66860C
Pontiac 265-455 V8	1955-1981	1.5 Ratio 7/16" Stud	67481
Pontiac 265-455 V8	1959-1981	1.65 Ratio 7/16" Stud	67482
AMC 287-401	1963-1979	1.6 Ratio 3/8" Stud	67480

*Set comes with 8 pieces of each roller rocker ratio.

** Supplied with hardened shaft and hardware.

For a single roller rocker add "P" to the end of desired arm kit.

¹Product is legal only for off-highway use (except in CA or states that have adopted CA emission standards), racing use or for use on pre-emission-controlled motor vehicle/engines (pre-1966 domestic vehicles certified to CA standards, pre-1968 domestic vehicles certified to federal standards and all pre-1968 foreign vehicles), per manufacturer's application guide.

PROFORM Race Series Heavy-Duty Extruded Aluminum Roller-Rocker Arms¹


Designed for up to 10,000 RPM. This heavy duty design features an oversized body and fulcrum with a triangulated profile for additional rigidity and strength. Accommodates most oversized valve springs. American-made cage bearings are in self-contained bearing-cups for extra low friction wear. Each set includes 16 extruded aluminum roller rockers and 16 poly locks. If you would like to order a single roller rocker, please use your applicable part number and add a "P" at the end (ie "67708P"). For clamshell packaging, where not denoted, add "C" to part number.



Engine	Year	Description	Part Number
Chevy Small-Block Gen I	1955-1986	1.5 Ratio, 3/8" Stud	66928
Chevy Small-Block Gen I	1955-1986	1.6 Ratio, 3/8" Stud	66929
Chevy Small-Block Gen I	1955-1986	1.5 Ratio, 7/16" Stud	66930
Chevy Small-Block Gen I	1955-1986	1.6 Ratio, 7/16" Stud	66931

NEW! Buick 455 Shaft-Mounted Billet Aluminum Roller Rockers¹

Take your Buick valve train to the next level of performance with a friction-reducing roller rocker system. This shaft mounted roller rocker system will fit standard stage 1 and 2 cylinder heads, and is designed for 1.65 Ratio. Please note that the push rod hole may require additional clearance. Premium Race Series rockers include 16 billet aluminum roller rockers with adjusters, two shafts, and all the necessary spacers and mounting hardware.



66864.....Buick 455 Shaft-Mounted Roller Rockers, 1.65 Ratio

Aluminum Stud Girdles

Stud Girdles reduce flex and part breakage. Increased valve-train rigidity helps minimize energy loss.

Each set comes with aluminum stabilizers and poly locks. Two pieces per set.



66950.....For use with 3/8" stud
66951.....For use with 7/16" stud



66981.....For use with 7/16" stud



66982.....7/16" Stud, Iron & Aluminum Cobra Jet



66984.....Factory with 7/16" Stud,
Edelbrock Victor Jr. & Performer RPM Heads

Engine	Year	Description	Part Number
Chevy Small-Block Gen I	1955-1986	For use with 3/8" Stud	66950
Chevy Small-Block Gen I	1955-1986	For use with 7/16" Stud	66951
Chevy Big-Block	1958-2000	For use with 7/16" Stud	66981
Ford 302 Boss 351C, 429-460 (385 Series)	1968-1997	For Use with 7/16" Stud, Iron & Aluminum Cobra Jet	66982
Ford 289-302-351	1963-2001	For Use with 7/16" Stud; Factory	66984

Stamped Rocker Arms*

For use when roller tip is not required. Proven OEM quality.

Fits Chevy small block engines, 16 rockers, ball, and nuts included.

66905 1.5 Ratio 3/8", extra long slot

Fits Chevy big block engines, 16 rockers, ball, and nuts included.

66921 1.7 Ratio 7/16", extra long slot



Fits Chrysler Small-block

66872 1.5 Ratio, set includes 16 rockers

66866 Hardened Shaft for B/B, 1-pc

66867 Hardened Shaft for S/B, 1-pc



Stamped Roller-Tip Rocker Arms*

The super affordable way to reduce internal valve train friction and valve stem wear. Extra long slot eliminates rocker to stud interference when using high lift cams. 16 rockers, anti-gall grooved balls and nuts per package. Fits Chevy small block engines.

66906B 1.5 Ratio 3/8" Stud

66906C 1.5 Ratio 3/8" Stud

66922 1.6 Ratio 3/8" Stud

66922C 1.6 Ratio 3/8" Stud



Pushrods

1-Piece Pushrod Sets

Heat-treated .065 wall thickness 4130 chrome moly, for use with guide plates. 25% thicker walls than a major competitor's brand. Gloss black finish. Premium one-piece pushrods for the price of competitors' 3-piece! Each end is precision formed with specified radius for optimum wear characteristics with minimal metal-to-metal friction. 16 pieces per package.

Fits Chevrolet small block engines.

66891C 5/16" stock length

66892C 5/16" +.100

66402C 5/16" +.160"

66403C 5/16" +.200"

66404C 5/16" OEM roller

66405C 5/16" Crane® roller

66406C 3/8" stock length

Fits Chevrolet big block engines.

66407C 3/8" stock length

66408C 7/16" stock length

NOTE: 3-pc unit

66409C 3/8" +.405" tall deck

Fits Ford engines.

66410C 5/16" 289-302

66413C 5/16" 351C 1969-94

66414C 5/16" 429 Super Cobra Jet

66423C 5/16" 289-302 with OEM rollers

Fits Pontiac V8.

66415C 287-455, 1957-81

Fits Oldsmobile V8 with hydraulic lifters.

66427C 3/8", 260-403, 1964-84



Chevy Guide Plates*

Fits Chevrolet small block engines 5/16". Hardened. These precision stampings are carefully formed for exact fit. Each guide plate has been heat treated to increase the hardness and minimize wear. 8 pieces per package. Fits Chevy™ small block.

66880 5/16" S/B, Flat

66881 5/16" S/B, Raised



Poly Locks for Roller-Rocker Arms

Fits most extruded aluminum rocker arms. 16 per package.

66935 3/8"

66936 7/16"



Grooved Balls & Nuts

Fits most stamped rockers. 3/8"-24 thread studs.

66924C Grooved Balls & Nuts.

Rocker & Pushrod Kits*

Rocker (Long Slot) & Heat-Treated Pushrod Kit.

Fits Chevy small block engines.

66923C 1.5 Ratio, 3/8" Stud



2 - Piece Pushrod Sets

2-Piece Pushrod Sets

Heat-treated .065 wall thickness 4130 chrome moly, for use with guide plates. These pushrods are manufactured with one end having a heat-treated insert, and the other end precision-formed to meet friction-reducing specified radius. 16 pieces.

Fits Chrysler engines.

66417C 5/16", LA 273-360, hydraulic

66418C 5/16", LA 273-360, adj. mechanical

66419C 3/8", B 383-400, adj. hydraulic

66420C 3/8", B 383-400, adj. mechanical

66421C 3/8", RB 413-426-440, adj. hydraulic

66422C 3/8", RB 413-426-440, mechanical

Fits Ford 289-302 engines. Heat-treated. 16 pieces.

66425C 3/8", FE-Ford, adj. mech. shell

66426C 3/8", FE-Ford, adj. hydraulic



High Performance Pushrods

3-Piece Pushrod Sets

Premium high-grade steel. Tips welded on, not pressed on. Heat treated for use with guide plates.

Fits Chevy Small Block and V6/90°.

66889C 5/16" +.100 S/B

66890C 5/16" Stock Length

Fits Chevy Big Block.

66894C 3/8" stock length

Fits GM LS.

NEW! 66882C 7.400" stock length



Mustang Parts

Oil Pans, Pick-ups, and Dipstick.

Fits '81 and later Mustangs, T-Birds, and Cougars. Rear sump is 8-1/4" deep, black CED finish.

For 289-302 Engines

68050...7-Quart Ford S/B Oil Pan

68051...Oil Pick-up for 68050

68052...Stainless Steel Flexible Oil Dipstick for 68050

For 351W Engines

68053...7-Quart Ford S/B Oil Pan

68054...Oil Pick-up for 68053

68052...Stainless Steel Flexible Oil Dipstick for 68053

Stainless Steel Flexible Dipsticks for 289/302/351W/429/460

68052....Oil Pan, Screw-in, 5/8"-18, 289/302/351W/429/460

68056....Timing Cover, Press-in, 289/302/351W



Heavy Duty Mustang Control Arms

Kit includes upper and lower rear control arms. Strengthen your Mustang suspension by replacing your "flimsy" control arms with our strong .120" wall control arms.

68070 Mustang '79-98



Adjustable Pinion Snubber

This simple device helps you control wheel hop. They will also help keep the rear axle from rotating during hard acceleration.

68080 Mustang '85-93



Air Pump Idler Bracket*

This unit is a direct bolt-in when you eliminate the air pump. Uses standard serpentine belt.

68110 302 & 351 Mustangs



*Product is legal only for off-highway use (except in CA or states that have adopted CA emission standards), racing use or for use on pre-emission-controlled motor vehicle/engines (pre-1966 domestic vehicles certified to CA standards, pre-1968 domestic vehicles certified to federal standards and all pre-1968 foreign vehicles), per manufacturer's application guide.

Ford Small-Block Electric Water Pumps

Billet Backing Plate Included.



Reference Page 50 for more info.

Fitting for Water pump Included.

15-inch Mustang 5.0 Fan w/ Thermostat

Your stock fan robs your engine of up to 15 or more horsepower! Replace it with a rugged, universal-fit fan equipped with an adjustable 180°-240°F. thermostat. Bolts to your radiator supports using sturdy brackets. With a heavy-duty motor, highly angled blades, and 15" diameter, this unit pulls up to 2,800 cfm of air, cooling vehicles with up to 250+ HP (without air) and 220+ HP (with air). Overall: 18" x 16-1/8" x 4".

67015...15" Mustang Fan with Thermostat

67028.....S-Blade 15" Mustang Fan w/ Thermostat



Additional Mustang Parts

66270...Ford SB/BB V8, 1.4 KW, auto trans, high output starter

66442...Ford '65 - '86 with 61 AMP chrome alternator case kit

66271...Ford SB/BB V8, 1.4 KW, std trans, high output starter

66911...Ford Alum Rocker Arms 1.6 Ratio, 3/8" stud.

66911C.Ford Alum Rocker Arms 1.6 Ratio, 3/8" stud. Clam. pkg.

66912...Ford Alum Rocker Arms 1.6 Ratio, 7/16" stud.

66912C.Ford Alum Rocker Arms 1.6 Ratio, 7/16" stud. Clam. pkg.

66425C.Ford 289-302 2-pc pushrods, 3/8" adj. mech. shell.

66426C.Ford 289-302 2-pc pushrods, 3/8" adj. hydraulic.

See also Ford HEI Distributors on page 58.

Adjustable Reinforced Aluminum Rear End Covers

Reinforced lightweight aluminum rear end covers designed to strengthen the rear housing case in heavy torque situations.

The PERFECT LAUNCH® logo is prominently displayed on a precision milled surface. Each cover includes two bolts to stabilize bearing main caps, fluid capacity and magnetic drain plugs, and mounting bolts. All covers have a black painted finish.




- A. 66667..... GM, 7.5
- B. 66668..... GM, 10 bolt
- C. 69502..... GM, 12 bolt
- D. 69501 Ford, 8.8
- E. 69504..... Dana 60



A.



B.



C.



D.




E.

Adjustable Pinion Snubbers

These simple devices help control wheel hop, and also keep the rear axle from rotating during hard accelerations.

- A. 68080..... Mustang '85-'93
- B. 68081 **NEW!**..... Dana 60



A.



B.

Digital Programmable Shift Lights

Easy to set digital shift lights will help you leave your competition eating exhaust at the track! Proform's Mini Digital Shift Lights can be easily installed in vehicles with 1-12 cylinders. Both models use an easy 3-wire hookup, but in the case of the wireless model, it's a transmitter under the hood that's hooked up. The following applies to both models. Measuring at only 4 1/4" long, the 3 LED lights will give you the signal when it's time to shift! All settings are easily controlled with two buttons. Additional shared features include 100-12,000 RPM range in 100 RPM increments, cylinder range of 1 to 12, adjustable brightness for the digital display, and a display on/off feature when in use.

- Easy mounting
- Small enough to fit in tight places
- Easy 3-wire hookup
- Adjustable display brightness

67007C.....Mini Digital Shift Light, Black
67006C.....Wireless Mini Digital Shift Light, Black
Some applications may need a late-model tach adapter



AFFORDABLE!



**Wireless Version
Now Available!**



Adjustable RPM Shift Lights

Adjustable RPM Shift Light. Affordable performance: Set shift point without a tachometer! Dial in desired shift point – light flashes on. At pre-set RPM, light will flash on. Range is 3-12,000 (X200) RPM. No racing tach needed! Does not require separately purchased RPM modules! Some applications may need a late-model tach adapter.

A. 67005SC ...Shift Light, Silver, 5" W x 2.75" H w/base
B. 67005C.....Shift Light, Black, 5" W x 2.75" H w/base
Suffix "C" = Clamshell Packaging



A.



B.

Perfect Launch® Drag Racing Tree

With this shirt-pocket sized PERFECT LAUNCH® portable "Christmas Tree," you can perfect your launch skills and reaction time almost anywhere...learning to hit 0.000 out of the – "bleach box" numbers at the track. This precision portable electronic device (4.5" x 2.75" x 1") makes a perfect affordable gift for the pro-racer, would-be racer, or anyone who just likes the thrill of competition. The PERFECT LAUNCH® reaction timer features a remote thumb trigger, .4 and .5-second PRO and FULL trees, plus an adjustable delay box, bump down and roll-out. If you're not familiar with those terms, the included instructions will have you pounding the "win" lights in no time. Included 9-volt powered PERFECT LAUNCH® shuts down automatically (no chute required!) for longer battery life and it's affordable FUN!

67025C Perfect Launch practice tree



PERFECT LAUNCH®

**A DRAG STRIP LAUNCH PAD
IN YOUR POCKET!**



Try and Hit the 0.000's!



A New Standard in Header and Collector Bolts!

Curiously simple! Amazingly effective!

Wedge-Locking Header Bolts

Each PROFORM® Grade 8 (or 12.9 Class) Header Bolt is permanently assembled with a set of special washers. When sufficiently torqued, the washers' super-hardened external serrated teeth bite into and grip the bottom of the bolt head and the top surface of the header. After being self-locked in this manner, any bolt-loosening rotational movement is blocked by the wedgelocking action created by the washers' interfacing, matching cams. Loosening the bolt is literally an uphill climb: vibration that might ordinarily loosen the bolt actually increases the wedge-locking tension, keeping the bolt secure. Because this simple wedge-locking method uses tension instead of friction, contact with oil actually facilitates the wedge effect. When changing headers, PROFORM Header Bolts can be untightened with a normal wrench, lubricated, and reused.

Seriously...are you still spending too much of your hard earned money on bolts that require pins and clips that fly around the garage, or adhesive fluids? All that extra expense in hopes that your header bolts won't loosen up over time? PROFORM has a simple and affordable solution that will lock those headers up.




Cam Locking Collector Bolts

Exhaust collector bolts tend to get loose...NO MORE! The latest addition to Proform's line of locking bolts will keep those exhaust collectors from getting loose. The kit includes six grade 8 bolts and nuts with a black oxide finish, and twelve pairs of cam locking washers to secure the assembly.



66757Cam Locking Header Bolts & Nuts 6 pcs



Make	Engine	Number of Bolts	Thread	3/4-inch Length	1-inch Length
GM	Chevy V6 Engines	12	3/8"	66751	66753
GM	Chevy Small-Block V8 Engines	12	3/8"	66751	66753
GM	Buick, Olds, Pontiac V8 Engines	12	3/8"	66751	66753
GM	Chevy Big-Block 396-502 V8 Engines (exc 348 & 409)	16	3/8"	66752	66756
Ford	Ford 5.0L, SB 289-302-351W	16	3/8"	66752	66756
Chrysler	Chrysler B/RB Engines (exc 413)	12	3/8"	66751	66753
Chrysler	Mopar 413 V8 Engines	16	3/8"	66752	66756
AMC	AMC V8 Engines with 3/8" Bolts	12	3/8"	66751	66753

Make	Engine	Number of Bolts	Thread	Length	Part Number
GM	LS Engines with 1/4" Flange	12	8 mm	0.984	66754
GM	LS Engines with 3/8" Flange	12	8 mm	1.181	66755

NOTE for 3/8" bolts: 3/4"L most often used for cast iron heads.


NOTE: 8mm bolts have a lustrous nickel plated finish. 3/8" bolts are finished in black oxide.



"Scan this code with your smartphone to see how these bolts stay tight!"

Harmonic Balancers

Fits Chevy small and big block engines. These are brand-new OE replacement harmonic balancers. Affordable pricing eliminates the need to clean your old stock balancer. Enhance your balancer by adding the patented balancer covers on page 21.



66508 B/B 396



66509 S/B 350 - Cntr Timing Mark 6-3/4"




66510 S/B - Internal 6-3/4"



66511 S/B - Internal 8"



66512 B/B 454 (pre-'89) - External



66513 S/B 400 - External

High-Performance Gear Drives

For Chevrolet applications. These rugged gear drives offer high-precision timing, eliminating chain stretch. Machined for noise. Easy to install, fits under stock timing covers. Includes locking plate, offset cam bushings, roller cam bearing, and bronze thrust bearing.


66917C S/B

66918C B/B



Brass Freeze Plug Kits

Avoid corrosion in your engine and replace your rusty freeze plugs with PROFORM's durable brass freeze plug kits. All necessary plugs are included for one complete engine block.



66550 Chevy SB 283-350

66551 Chevy SB 400

66552 Chevy BB 396-454

66553 Ford 289-302-351W

66554 Ford 352-390-428

66555 Ford 351C-351M-400

66556 Ford 429-460

66557 Chrysler 318-360

66558 Chrysler 383-440


66559 Oldsmobile V8

66560 Pontiac V8

Now Available! Freeze Plug Installer Kit, p. 85

Locking Transmission Dipsticks

- A. 66175..... GM Turbo 350 Trans Dipstick, Chrome
- B. 66178..... GM Turbo 400 Trans Dipstick, Chrome
- C. 66181..... GM Turbo 350 Trans Dipstick, Black
- D. 66182 GM Turbo 400 Trans Dipstick, Black
- 66172..... GM Powerglide, Long, Gold Iridite
- 66173..... GM Powerglide, Short, Gold Iridite





Harmonic Balancer Covers

U.S. Patent 5,675,078. Check out GM Performance Parts equivalent on page 16.

6-3/4" Chevy™ S/B	8" Chevy™ S/B
66517BC.....Blue	66518BC.....Blue
66517BKC.....Black	66518BKC.....Black
66517BLTC.....Billet look	66518BLTC.....Billet Look
66517CC.....Chrome	66518CC.....Chrome
66517RC.....Red	66518RC.....Red




Push-In Air Breather Caps *

66008.....Fits 1.22" hole, 3" dia.	
66017.....W/PVC tube, fits 1.22" hole, 3" dia.	
66035.....3/4" OD Neck for PCV hole, 3" dia.	

NEW! Carbon-Style 3" Breather Cap *

Top off your GM or Ford Carbon-style valve covers with a matching breather cap! Please Note: breather is steel with a decorative finish.

66013.....Push-in, 3" dia., Carbon-style	
--	---


Push-On Air Breather Caps *

66009.....Fits filler tubes	
-----------------------------	---

Twist-On Air Breather Caps *

66012.....With PCV tube, same fit as 66010	
--	---

Oil Filler Caps

66018.....Fits 1-1/4" dia. hole	
66632.....Deluxe Twist-On: Most GM & Chry.	



Oil Filler Tube

66020.....Fits Chevy S/B	
--------------------------	---

Air Cleaner Adapters

66315.....5-1/8" to 4-7/32" Carb Neck	
---------------------------------------	---

No-Mess Oil Pan Drain Plug-Patented

The PROFORM engine oil drain plug has a unique, patented, rubber extension which acts as a sealing "cork" when changing engine oil. As the drain plug is unscrewed and loosened, the "cork" seals the threaded drain hole, reducing mess and contact with hot oil. A firm tug releases the oil when desired. This plug minimizes the chance of a plug being dropped. U.S. Patent 5,547,042.



66960.....Oil Drain Plug, 1/2"-20	
66960C.....Oil Drain Plug, clipstrip of six (6)	

Air Cleaner Kits & Accessories *

These air cleaners are computer designed for optimum fit and maximum operating efficiency. They are triple chrome plated using prepolished steel for a brilliant show-car finish, and they incorporate high CFM-rated flame-retardant paper filters for maximum air flow. For images see www.proformparts.com.

14-inch Super-Light Aluminum Air Cleaner

SAVE critical front-end weight with PROFORM's race-winning super-light air cleaner kits! This clear anodized finish kit includes paper filter and the popular deeply-recessed base. 3" Paper Filter Included..



66809.....14" Super-Light Aluminum Air Cleaner Kit.
66808.....14" Super-Light Aluminum Air Cleaner Base.
66810.....14" Super-Light Black Alum. A/C Base.

14" Deluxe Low Profile Air Cleaner

Fits 5-1/8" and 4-7/32" Carb Necks. Has recessed base for low profile fit over carburetor. Includes 4-7/32" Adapter, 2 Plated Studs, Tri-Star Wing Nut, PCV Attachment for use on Pollution Controlled Vehicles, 3" Paper Filter and Installation Instructions.

66801.....14" Deluxe Air Cleaner	
----------------------------------	---

14" Standard Full-Flo Style Air Cleaner

Fits 5-1/8" and 4-7/32" Carb Necks. The recessed area in the center of the top is chrome plated, the bottom is chrome plated, not just zinc plated like competitors' air cleaners, and the knock-out area for the adapter is flat. Includes Dual Jet Adapter, Plated Stud, Wing Nut, PCV Attachment for use on Pollution Controlled Motor Vehicles, a 2-1/4" Paper Filter and Installation Instructions.

66804.....14" Std. Air Cleaner	
--------------------------------	---

10" Deluxe Low Profile Air Cleaner

Fits 5-1/8" and 4-7/32" Carb Necks. Has recessed base for low profile fit over carburetor. Includes 4-7/32" Adapter, Plated Studs, Tri-Star Wing Nut, PCV Attachment for use on Pollution Controlled Vehicles, 2" Paper Filter and Installation Instructions.

66802.....10" Deluxe Air Cleaner	
----------------------------------	---

9" Standard Full-Flo Air Cleaner

Fits 5-1/8" Carb Necks. Includes Plated Studs, Wing Nut, PCV Attachment for use on Pollution Controlled Motor Vehicles, 2" Paper Filter and Instructions.

66815.....9" Std. Air Cleaner	
-------------------------------	---



Black Oxide Header Bolts

Hex Head. 12 per package.


66342.....3/8" x 16-1"	
------------------------	---

Chrysler B/B Timing Chain Covers

Stock height steel timing chain cover with timing tab included. Fits 383-440.

66193.....Chrome	
66194.....Black	

Fuel Pump Block Off Plates w/ Gasket

66106.....Chevy S/B	
66107.....Chevy B/B & Most V6; Ford 289-302; Chrysler 273-440	

Fly Wheel Cover

66621.....Fits Chevy S/B with Turbo 350 or 400 Transmissions	
--	---

Oil Dipstick & Tube Kits

66116.....Chevy S/B thru '77	
------------------------------	---

66130.....Chevy S/B 1978 - 82	
-------------------------------	---

NEW! 66134....Chevy S/B thru '77, flex stainless	
---	---

66117.....Chevy B/B engines	
-----------------------------	---

66629.....Pontiac '55 - 79	
----------------------------	---

68052....Ford 302/351W/429/460, stainless, flex., screw-in	
--	---

NEW! 68056....Ford 289-351W, stainless, flex, timing cover, press-in	
---	---

66184.....Ford S/B engines and 351W	
-------------------------------------	---

66618.....Ford Cleveland	
--------------------------	--

66142.....Chrysler 273-360	
----------------------------	---

66183.....Chrysler B/B engine 361-440, Except Hemi	
--	---

Transmission Dipstick

66118.....GM Turbo 350	
------------------------	---

Engine Dress-Up Kits *

PROFORM Dress-Up Kits contain factory-style oil restricting baffles in the valve covers. All steel components are richly chrome plated. All Chevy kits contain 2 Valve Covers, Stock-Height with Baffle; 1 Push-In Air Breather, 1 Dipstick with Tube, 1 Rubber Grommet for PCV, 1 Rubber Grommet for Air Breather, plus the parts listed below:

Timing Chain Cover with Oil Seal, 1 Timing Tab

66851.....Chevy S/B

8 Deluxe Wing Bolts w/ Studs; 8 Valve Cvr. Hold Down Clamps

66853.....Chevy S/B (not shown)

Timing Chain Cover with Oil Seal, 1 Timing Tab

66855.....Chevy B/B (not shown)

14 Deluxe Wing Bolts w/ Studs; 2 Wire Looms.

66857.....Chevy B/B (not shown)

Each kit below contains: 2 Valve Covers, Stock-Height with Baffle; 1 Rubber Grommet for PCV, 1 Rubber Grommet for Air Breather, plus the parts listed:

1 Push-In Air Breather, 2 sets of Ford Racing Wire Looms, 12

Deluxe Wing Bolts w/ Studs 12 Hold-Down Washers

66863.....Ford 289, 302, 351W (not shown)

1 Dipstick with Tube, 1 Rectangular Air Breather

8 Deluxe Wing Bolts w/ Studs, 8 Hold-Down Washers

66865.....Pontiac 301-455

Carburetor Studs

Supplied with Lock Washers & Nuts. 4 per package.

- 66338Length: 1-3/8"
66339Length: 1-1/2"
66340Length: 2"



Carburetor Return Spring Brackets

- 66616Most Ford



Grommets

- 660071 Air Breather & 1 PCV grommet



Flange Hold Downs

For Chevy small block, Chevy big block (exhaust side), Ford small block (exhaust side) 351C and 351M (intake side). 3" long. 4 per package.

- 66002Hold-Down Clamps

For all stamped valve covers. 8 per package.

- 66003Hold-Down Washers



Chevrolet Timing Tabs

- 66108S/B: 7" Balancer
66121S/B: 8" Balancer
66109B/B: 8" Balancer



Transmission Oil Pans


- 66154GM 350 Turbo



Oil Pump Shaft

Fits Chevrolet Small Block

- 66919COil Pump Shaft



Neoprene Rubber & Steel Valve Cover Gasket



For Chevy small block, this steel reinforced rubber gasket resists blowout and allows for reuse after valve cover removal. Sold in pairs.

- 66001Rubber/Steel Gasket

Hood Pin Kit

Includes 2 Stainless Steel Scuff Plates, Safety Pins and all necessary Mounting Hardware.

- 66649Hood Pin Kit



Street Oil Pans

Technical Note: Also fits '80-84 with driver-side dipstick.

Will not fit 302 Hi-Perf.

- 66162Chevy S/B, 1965-79

Technical Note: Fits engines with passenger side dipsticks.

- 66132Chevy S/B, 1980-84 (not shown)

Technical Note: Fits 396-454 Chevy Big Block Engines & Chassis, except '62-67 Chevy II, some Chevelles, Vega & Monza.

- 66611Chevy B/B

- 66187Ford S/B: 221, 260, 289 & 302 (not shown)

Technical Note: Fits most '66 & later production chassis with 361 - 440 Big Block and 426 Street Hemi Engines. 5 Quart Capacity. 66189Chrysler B/B



Low Profile, Hi-Capacity Oil Pans

7-Quart Chevrolet Small Block

- 66164Orange

- 66167Chrome (not shown)

- 66160Oil Pick-up for 66164/66167



Timing Chain Products

Chevrolet Timing Chain Covers. Supplied with oil seal.

- 66151S/B, 10 bolts

- 66153B/B, 10 bolts



Save hours of labor with no need to drop the oil pan to check the chain and gears. Supplied with mounting bolts, beaded mid-line gasket, reusable steel-reinforced U-gasket, installation instructions.

- 66666S/B, 2-pc design.

T-Bar Wing Nuts

"Wide-Shoulder" ends allow improved load-distribution to prevent vacuum leaks and our 1-1/4" x 20 studs accommodate the thickest racing gaskets with plenty of thread revolution to spare. 4 per package.

- 660045" High

- 660053-1/2"




Deluxe Wing Nuts

Hex-head/wing design. Shaft and shoulder design same as PROFORM P/N's 66004/66005. 5" High. 4 per package.

- 660061/4" x 20 Stud


- 660365/16" x 18 Stud



Hi-Torque Mini Nuts

Steel mini nuts, clean look, may be selected when more torque is required to prevent leaks. 1-1/2" high. 4 per pkg.

- 660381/4" x 20 Stud



Aluminum Mini Nuts

1/4" x 20 with Stainless Steel washers. For an uncluttered, highly distinctive look. 4 per package. 66650Chrome



Intake Manifold & Waterpump Pipe Fittings

For Chevrolet Small and Big Block Engines.

- 66369Intake

- 66365Water Pump



Water Necks

Easily installed in place of OEM parts. Supplied with bolts, gaskets or O-rings.

- 66207All Mopar, Chevy

- V8 & 90-Degree V6 (must use Mopar thermostat)

- 66211Ford 289, 302, and 351W '65-75

- 66209Chevy V8 '55-65,

- Chevy II V8 '64, and

- Corvette '56-63

- 66210Chevy, Camaro,

- and Chevelle V8s '66-75

- 66212Pontiac V8 '64-81



Valve Covers

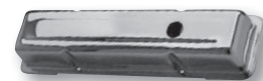
Computer-designed for precise fit and positive seal to prevent leaks. We employ thicker upgraded steel, polished to a brilliant luster. All valve covers are supplied with OEM style oil restricting baffles, unless stated otherwise. Sold in pairs. For images and info check www.proformparts.com

Technical Note: Heads modified with stud girdles may not clear baffle in tall valve covers. Check clearance before purchasing

Chevrolet

- 66704PROFORM 2-Pc valve covers, Chevy S/B, polished, plain, equivalent to 141-915


- 667352-Piece valve cover replacement gasket kit (2)



- 66702S/B: 265-400, Short



- 66706S/B: 265-400, Tall w/ baffle



- 66710B/B: 396-454, Short

Ford

- 66724Windsor: Fits 289, 302, Short 351W (not shown)

Other



- 66742Chrysler B/B: Fits 361-440, Tall (not shown)

- 66732Pontiac: Fits 301-455, Tall (not shown)

One-Piece Valve Cover Hold Downs



Fits Chevrolet small block stamped valve covers. Easily dropped into position, these revolutionary one-piece hold-downs are fast to install, eliminating fumbling with four separate flange reinforcement clamps. By applying additional downward pressure nearer to the valve cover ends, this popular invention minimizes the possibility of oil leakage. Sold in pairs. U.S. Patent No. 4,821,699.

- 66291CCChrome

- 66291BCBlue

- 66291BKCBlack

- 66291RCRed



Same as 66291 hold-downs, but with the added advantage of attached linear wire-looms for even more efficient installation.

- 66292CCChrome

- 66292BCBlue


- 66292BKCBlack

- 66292RCRed



Soft Conforming Aluminum Collector Gasket Kits

PROFORM's soft conforming aluminum gaskets easily conform to the collector flanges for a superior seal. Durable, theft-resistant clamshell packaging. Each kit comes with 2 gaskets and six nuts and bolts.



- 67920Aluminum, 2.5-inch collector gasket kit
- 67927Aluminum, 3-inch collector gasket kit
- 67928Aluminum, 3.5-inch collector gasket kit

Soft Conforming Aluminum Header Gasket Kits

PROFORM's soft conforming aluminum gaskets easily conform to the header flanges for a superior seal. Durable, theft-resistant clamshell packaging. Each kit comes with 2 gaskets.



- 67921Chevy, S/B, Aluminum header gasket, square port
- 67923Chevy, B/B, Aluminum header gasket, square port (2.125")
- 67929Chrysler, S/B, Aluminum header gasket, 273-360
- 67932Ford, S/B, Aluminum header gasket, round port
- 67933Ford, S/B, Aluminum header gasket, square port

Proform Caps and Tee's

For T-shirts, trucker hats, and other merchandise please visit www.ProformParts.com




Front

Back


Buick and AMC Timing Chain Covers

These die-cast timing chain covers are 100% new and optimize the OEM design. Crankshaft oil seal included

- A. 69510.....Buick front timing cover, 400-430-455 V8, 1967-'76
- B. 69500.....AMC front timing cover, 304-360-401 V8



A.



B.

PROFORM Decals

Available in a popular die-cut version, approximately 1-1/2"x7". Perfect for parts or vehicle application. Also offered in traditional 3"x9" rectangular size (approx). Offered in packages of 3.

- 310213 Die-Cut Decals
- 310263"x9" Contingency Decal

TOOLS

by **PROFORM**



SCALES


NEW! Billet Aluminum 7000 lb. Wireless Vehicle Scale

Beautiful CNC machined billet aluminum weighing pads, and new enhanced wireless connectivity make this scale PROFORM's premium offering. Standard LCD display features include: backlit illumination; weight/percentage, side/side, front/back, cross weight calculations; Lbs/Kgs units; battery life and wireless signal indicators; PC compatible program to record measurements for multiple vehicles over time. The scale pads are 15" x 15" x 1 5/16", making them thin enough to drive directly onto. Lastly, a wheeled hardshell case with telescoping handle and full interior padding is included. Individual scale pads have a 1,750 lb. capacity for a total scale capacity of 7000 lbs. Scale is accurate to 1/10th of 1%. AA batteries and USB cable included.

New Features

- CNC Machine Billet Aluminum Pads
- Enhanced Wireless Connectivity

67645 Billet Aluminum 7000 lb. Wireless Vehicle Scale



7000 lb. Wireless Vehicle Weighing System

PROFORM's next generation slim wireless vehicle scale includes NEW features! Features such as, full size 15" x 15" slim aluminum scale pads (1 5/16" thick), drive-up angle for easy setup, live stream data feed via USB cable (included) to computer with free downloadable program for viewing and file exporting, backlit LCD screen and control buttons, and a foam lined hard case with wheels for storage. Standard features include an LCD display with Cross weight, Side/Side weight, and Front/Rear weight in addition to the standard weight and percentage for each wheel and total vehicle weight. The individual scale pads have a 1,750 lb. capacity per pad for a total scale capacity of 7,000 lbs. Scale is accurate to 1/10 of 1%. Scale pads are made of die-cast aluminum, and finished in a durable black powder coat. AA batteries included.

New Features

- Super Slim 15"x15" Aluminum Weighing Pads
- Drive-up Angled Edges on Pads
- Backlit LCD Screen
- Wheeled Hard Storage Case with Telescoping Handle
- Free downloadable PC program that displays LCD content via USB cord

67644 7000 lb. Wireless Vehicle Scale System

New Wheeled Hard Case with Telescoping Handle!



SCALES

5000 lb. Vehicle Weighing Scale

PROFORM's vehicle scale features weight and percentage for each wheel and total vehicle weight. The individual scale pads are 14 1/2" x 9 1/2" x 2 1/2" with a 1,250 lb.capacity per pad for a total scale capacity of 5,000 lbs. Scale is accurate to 1/10 of 1%. The scale also comes with a display powered by 4 AA batteries and 20' cables, marked for the correct pad. Durable carrying case also included. Batteries included.

New Features

- Cross weight percentages
- Side/Side percentages
- Front/Rear percentages

676505000 lb. Vehicle Weighing Scale

New Wheeled Hard Case with Telescoping Handle!



400 lb. Gas Can Weighing System

Don't be that guy that runs out of gas on the last lap and goes from greatness to pushing their car across the line. Most race cars don't have fuel gauges, so gas quantity, weight, and consumption leads to a carefully managed mathematical equation that can pay off big time in the end e.g. see Alexander Rossi's 2016 Indianapolis 500 finish if you have doubts about how fuel management can be a strategy for victory. Part of that winning strategy starts with a gas can scale and knowing how much gas is going into the vehicle. Proform's NEW gas can scale has a 400 lb capacity, with a resolution of 0.1 lbs. The system is comprised of a single wired scale pad from PROFORM's reliable 5000 lb wired vehicle scale that has been redesigned for reduced capacity, and increased accuracy. The gas can scale system also features the new 3rd generation LCD display with backlit screen for night and day use. There's more...the system comes in a hard shell carrying case. AA batteries included.

New Features

- 400 lb Capacity,
- Resolution of 0.1 lbs.
- Single wired scale pad
- Redesigned for reduced capacity, reliability and increased accuracy
- New 3rd generation Backlit LCD display screen for night and day use
- Hard shell carrying case

67646400 lb. Gas Can Weighing System



Digital Engine Balancing Scale

These precision scales are perfect for balancing pistons, rods, clutch weights, etc. Digital models are powered by one 9-volt battery or an optional AC adapter. Use with Connecting Rod Balancer, P/N 66844.

664662000G x 1G

664673000G x 1G

664732000G x 0.1G

AC Adapter for engine balancing scales,

P/Ns 66466, 66467, 66473.

66468AC Adapter

Digital Scale Carrying Case,

Foam Padded for extra safety.

Fits P/Ns 66466, 66467, 66473.

66469Case



PISTON INSTALLATION TOOLS

Electric Piston Ring Filer with Dial Indicator

Accurately set end gap with PROFORM's powerful electric ring filing tool. Powered by a 12 volt, rechargeable battery. Offers maximum speed and affordability. Comes with two (2) 120-grit grinding wheels (p/n 66762) and battery recharger. Portable or can be bench mounted.

66765Piston Ring Filer, Electric
66762Grinding Wheel for Electric P/N 66765



Electric Piston Ring Filer

This easy to use electric ring filer makes quick and precise work of ring grinding. Square up your ring by simply pressing it against the dowel pins for a clean grind. 110V or 220V adapters give this ring filer enough juice to get the job done. Either a 110V or 220V adapter is included with each ring filer, please see part numbers below.


NEW! 66758 ..Electric Piston Ring Filer, w/ 110 Volt Adapter (U.S.A., Canada, Central America, some S. America)

NEW! 66759 ..Electric Piston Ring Filer, w/ 220 Volt Adapter (Australia, Asia, Europe, Africa)

Spare Adapters (both are compatible with this ring filer)

NEW! 66812 ..110 Volt Adapter

NEW! 66811 ..220 Volt Adapter



Manual Piston Ring Filer

To assure proper piston ring end-gap, the piston ring filer enables the user to file piston rings quickly and accurately including LS1 engines. Position the piston ring firmly against the dowel pins, crank the handle to turn the abrasive wheel. Using a feeler gauge, file the piston ring to meet the manufacturer's specification.

66785Ring Filer, Manual

Replacement 120-grit Grinding Wheel

66786Grinding Wheel for Manual P/N 66785



Professional Piston Ring Friction Pull Measurement Tool


This tool accurately measures the pull of a ring in the bore by measuring friction as a function of gap and diameter. The kit includes two expandable platforms for pulling, and a precision digital gauge for accurate readings. Tool fits bore diameters between 2.377"-6.25". Detailed instructions included. U.S. Pat. 8,479,570



67657...Professional Piston Ring Friction Pull Measurement Tool.

Heavy-Duty Multiple Angle Piston Vise

Finally an affordable piston vise with all the best features including; quick set-up, repeatability, billet aluminum, corrosion-resistant anodizing, universal, and easy to use. Up to 4.5" diameter pistons.



66772 Heavy-Duty Adjustable Piston Vise

Piston Dome Thickness Checker

Who would dare to modify piston domes or to fly-cut valve pockets without knowing how much material there is to work with? This simple tool includes a 0.001" dial indicator and a contact point that permits measurement of the most complex dome shapes. An essential tool for every well-equipped machine shop.



66833 Piston Dome Thickness Checker

Universal Piston Ring Installer

Easily install piston rings with PROFORM's new universal piston right compressor/installer. Kit includes one adjustable clamp that fits 3 7/8 to 4 3/8 bore sizes and one ring compressor. Just slide the clamp over the piston, tighten down to size, and tap into bore. It's that easy!



67725 Universal Piston Ring Installer

Heavy-Duty Piston Installation Tool

The PROFORM piston installation tool features nylon-composite construction so you can knock away all night without any damage to your expensive pistons! This affordable tool weighs just under 2 pounds, features steel-shot filled chamber, and an easy-grip handle.



67571 Piston Installation Tool

Billet Aluminum Piston Ring Squaring Tool

Square up your rings perfectly every time with these handy billet aluminum piston ring installation tools.



67656 4.000" - 4.230"

67654 4.240" - 4.380"

67653 4.400" - 4.640"

Universal Piston Ring Squaring Tool

Get your piston rings aligned the first time! Just simply press piston rings down for perfect depth every time. U.S. Pat. 6,421,930



67652 Piston Ring Squaring Tool

Universal Ring Installation Tool

This stainless steel tool makes installing pistons easy. Putting the connecting rod through first, simply place the piston (with rings) into the tapered end of the ring compressor. Tighten the compressor snugly around the base of the piston. Then lay the compressor flat on the engine cylinder bore. U.S. Pat. 6,427,301



67655 Universal Ring Installation Tool

Adjustable Ring Compressor

Putting the connecting rod through first, simply place the piston (with rings) into the tapered end of the ring compressor. Tighten the compressor snugly around the base of the piston. Then lay the compressor flat on the engine cylinder bore.



66766 4.000" - 4.090" Blue

66767 4.125" - 4.205" Gold

66768 4.205" - 4.310" Red

Tapered Ring Compressors

The PROFORM tapered ring compressor is an affordable and easy way to install your pistons! By creating a slight squeeze on the piston ring the compressor eases the piston into the cylinder bore. Manufactured for engine blocks with studs.



67445 Tapered Ring Compressor 4.030 (shown above)

67448 Tapered Ring Compressor 4.000

67449 Tapered Ring Compressor 4.040

67450 Tapered Ring Compressor 4.060

67451 Tapered Ring Compressor 4.125

67452 Tapered Ring Compressor 4.155

67572 Tapered Ring Compressor 4.250

67573 Tapered Ring Compressor 4.280

67574 Tapered Ring Compressor 4.310

VALVE SPRING TOOLS

Mini Valve Spring Tester and Measuring Combo

With this all-in-one tool, you'll no longer need to use a ruler or micrometer to measure spring height. Simply set the spring height with the highly refined measurement tube (0.01" increments), put it in the vise and start testing. The digital gauge includes peak hold, and backlighting feature. Max spring diameter is 1.7".

66841.....0-600lb x 10lb Spring Tester Combo

66842.....0-700lb x 2lb Digital Spring Tester Combo



Mini Valve Spring Testers


Here's the affordable, portable way to test springs. The hex-design body is very versatile: use it in a vise or an arbor press. The digital gauge includes 2 lb increments with peak hold, and backlighting features. Digital gauge swivels 90° for easy viewing.

66835.....0-300 x 5lb Spring Tester

66834 (Shown A).....0-700 x10lb Spring Tester

66837 (Shown B).....0-1000 x 20lb Spring Tester

66836 (Shown C).....0-700 x 2lb Digital Spring Tester



1000 lb. Digital Spring Tester

PROFORM's new billet aluminum 1000 lb. digital bench top spring tester is the most accurate way to check spring pressure. Check springs up to 1.5" in diameter and 4" in height. Digital display reads in 1 lb (0.5 kg) increments, and has a backlighting feature. Peak hold and automatic shutoff are other included features.

D. 66776.....1000 lbs. Digital Spring Tester



Pneumatic Valve Spring Compressor

Cut cylinder head assembly and disassembly time in half with the Proform pneumatic valve spring compressor. Builds 350 lbs. of force with 125 psi, and will operate on a minimum of 100 psi. The compressor arm slides for adjustment, employing a locking pin for rapid, easy installation. Works on most cylinder heads.

E. 66849.....Pneumatic Valve Spring Compressor



Professional Heavy-Duty Spring Compressor

Compress even the largest valve springs with this adjustable professional spring compressor that is loaded with new features: reinforced compression-hold handle, reinforced adjustable arm with dual locking pins, and aluminum spring cup inserts for better alignment. This is designed for the professional cylinder head expert, so compressing and removing valve springs is quick and easy!

NEW! 66764.....Professional Heavy-Duty Spring Compressor



NEW!



D.



E.

Adjustable Digital Valve Spring Pressure Tester

PROFORM's new on-head valve spring tester features a digital gauge and an adjustable base to fit all common aluminum rocker lengths and offsets. The digital gauge includes 5 lb increments with peak hold and backlighting features. The housing is made of black anodized billet aluminum with a knurled grip area for ease of use. Capacity range from 0-600 lbs.



67601 Digital Valve Spring Tester

Valve Spring Pressure Tester

Need to check spring pressure at the track? No problem with the PROFORM stud style valve spring compressor. This fully adjustable tool fits easily onto your rocker arm for pressure checks and will measure pressure up to 600 lbs.



67597 Valve Spring Pressure Tester

Heavy-Duty Valve Spring Tester

Accurately check spring height versus spring pressure with our new heavy-duty bench top spring tester. Check springs up to 2" in diameter and 4" in height. Separate part numbers for up to 300 lbs and 700 lbs spring pressures. Can be bench or vise mounted. Test springs available at power-houseproducts.com.



66774 Spring Tester, 300 lbs spring pressure
66775 Spring Tester, 700 lbs spring pressure

Heavy-Duty Valve Spring Compressor

This heavy-duty, simple-to-use, manual valve spring compressor makes short work of even monstrous springs. The compressor arm slides for adjustment, employing a locking pin for rapid, easy operation.




66832 Valve Spring Compressor

LS Valve Spring Compressor Tools

Easily compress two springs at a time with just a few turns of the wrench. Mounts directly to GM LS heads. Fits LS1/LS6.



67605 LS1/LS6 Spring Compressor



67603 Universal LS Spring Compressor

Stud Mount Valve Spring Compressor

For all 3/8" and 7/16" Rocker Studs. Remove valve spring from an assembled engine for checking or replacing quickly and easily. Press down to compress coil spring, then remove valve keepers. Release slowly.




66784 Spring Compressor



Valve Check Spring

These light-pressure springs make the assembly of components much easier. They provide enough pressure to hold the valve assembly together when checking camshaft figures, installed height, etc. 2 Pcs.



66793 Spring

HARMONIC BALANCERS, CRANKSHAFT TOOLS

Harmonic Balancer Installer/Puller

Works with all Ford, GM, and Chrysler engines. This heavy-duty, professional tool, equipped with roller thrust bearings, can also be used as a universal puller! In addition to the 3/4 x 16 shaft, the kit includes 7/16 x 20, 5/8 x 18, 1/2 x 20 adapters, and various removal hardware. May also be used for steering wheel and pulley installation and removal. Maximum recommended torque is 150 ft. lbs.

66514 Installer/Puller



Universal Harmonic Balancer Installer Tool Kit

One tool set to install just about any balancer out there. With 12 adapters to fit a variety of applications, this one-stop shop kit will allow a builder to keep everything together in a neat and organized way. Roller thrust bearing included to reduce friction. Case included. For information about all the adapters included, please search this part on www.ProformParts.com.

66520..... Universal Harmonic Balancer Installer Kit



Harmonic Balancer Installation Tools

This tool makes installing the harmonic balancer simple; just thread the proper end into the crankshaft, and then rotate the nut which presses the bearing against the balancer which will slide onto the crankshaft smoothly.

66515.....Chevy S/B and B/B

66519.....GM LS

NEW! 66522....Ford/Pontiac/Buick/Oldsmobile (not shown)

NEW! 66523....Dodge/Chrysler/Jeep, 2006 & Up (M14 x 1.5, 9" Long)(not shown)

NEW! 66524....Dodge/Chrysler/Jeep, 2006 & Up (M12 x 1.75, 8-1/4" Long)(not shown)

NEW! 66525....Ford, 2004 & Up (M12 x 1.5, 6" Long)(not shown)



Dial Indicator Magnetic Base

Engine building work requires a dial indicator, but precise engine building work demands a dial indicator magnetic base.

This PROFORM tool will hold your dial indicator in nearly any position. The magnetic base has 100 lbs of pull and comes with an easy on/off switch for portability.



67425 Dial Indicator Magnetic Base

Top Dead Center Locator

This tool provides a positive stop for the piston when locating top dead center. It screws into the spark plug hole.



66792 Chevy TDC Locator
67581 Chrysler TDC Locator

Crankshaft Turning Nuts and Bolts


Simply replace your standard crankshaft bolt with this handy turning nut and bolt, so you can rotate your engine whenever you want.



67426 Chevy SB Crankshaft Turning Nut and Bolt
67427 Chevy BB Crankshaft Turning Nut and Bolt

Crankshaft Turning Nuts

These heavy-duty PROFORM Crankshaft Turning Nuts are a MUST HAVE for the engine builders' tool box. Rotating the crankshaft during assembly is now an easy task with these steel crankshaft nuts for Chevy SB, BB, and Chrysler V8s.



67439 Chevy BB Crankshaft Turning Nut
67440 Chevy SB & V6 Crankshaft Turning Nut
67441 Ford SB, Pontiac, and Buick
67442 Chrysler V8 Crankshaft Turning Nut

Chevy Oil Pump Pick-Up Driver Tools

No more banged up oil pickups and punctured tubes. Easily installs oil pickup tube.



66480 Chevy B/B Oil Pump Pick-Up Driver Tool
66491 Chevy S/B Oil Pump Pick-Up Driver Tool

Top Dead Center Locator

Easily checks top dead center by bolting down across cylinder bore. (Used w/ heads off)



66799 Top Dead Center Locator

Pipe Plug Removal Tool

Easily remove male and female plugs with PROFORM's new pipe plug removal tool. 1/2" drive impact socket with retractable 1/4" steel bit.



67447 Pipe Plug Removal Tool, 1/4"

Spark Plug Hole Thread Chaser

Avoid stripped spark plug holes with our affordable spark plug hole thread chaser. Double ended to fit 14mm and 18mm threads.



66821 Spark Plug Hole Thread Chaser

Crank Shaft Turning Socket


Engine work requires repeated crankshaft rotation. This non-marring, aluminum tool rotates the crankshaft the proper way, when the balancer is off. Making sure to have the proper size, position this socket over the end of the crankshaft, so it can be turned using a 1/2" breaker bar or drive ratchet.



66899 Chevy B/B (1.610" ID with 3/16" keyway)
66900 Ford S/B, Buick, and Pontiac (1.385" ID with 3/16" and 1/4" keyways)
66901 Chevy S/B & I V6 and GM 4-cylinder engines (1.255" ID with 3/16" keyway)

Engine Rotation Adapter

For Chevy or Ford V8 engines. Easily attaches to the balancer. Useful when assembling an engine or degreasing the cam. Then the crankshaft can be rotated with a 1/2" breaker bar or a 1" socket and breaker bar.



66782 Rotation Adapter

Crank Gear Installation Tool

This heavy-duty crank gear installation tool makes it easy to press gears on straight. Use this tool with PROFORM's harmonic balancer installer set, p/n 66514.



67453 Crank Gear Installation Tool

Professional Crankshaft Turning Sockets

Professional grade crankshaft socket with degree wheel attachment.



67491 Chevy S/B
67492 Chevy B/B
67493 Chrysler V-8
67606 Chevy LS1/LS6 "Gen III"

CAMSHAFT TOOLS

For use with heads off LS engines. This kit contains all the tools needed to degree cams in the most popular engines, assuring proper cam timing and lobe lift. Features deluxe components including 9° degree wheel, dial indicator, adjustable blue billet aluminum dial indicator mount, black billet aluminum top dead center locator, wire degree wheel pointer, professional stainless steel crankshaft turning socket, detailed instructions, and a durable foam padded carrying case.

A. 68786.....Heads Off Degree Wheel Kit for GM LS



A.

Universal Degree Wheel Kits

These kits contain all the tools needed to degree cams in the most popular engines, assuring proper cam timing and lobe lift. Features deluxe components including 9° degree wheel, dial indicator mount/clamp kit (66787 only), 2 valve check springs (66787 only), billet cam checking fixture (68787 only), top dead center locator, wire degree wheel pointer, detailed instructions, and a durable foam padded carrying case.

B. 66787.....Heads On Degree Wheel Kit

C. 68787.....Heads Off Degree Wheel Kit



B.



C.

Universal Cam Checker Tool

This easy-to-use tool simply slides down into the lifter bore and is adjusted until expanded securely. Supplied with two followers: one for flat tappet cams and one for roller cams.



68902...Universal Cam Checker Tool .750 to 1.050

Cam Checking Fixture (with Heads On)

No more fumbling with a magnetic base and a dial indicator to measure cam lift. This fixture attaches to a 1/4"-20" valve cover bolt hole and holds the dial indicator in the precisely correct position over the rocker arm or valve retainer, assuring proper geometry. Includes 0-1.000" Dial Indicator 66962 (0.001")!

66829.....Cam Checking Fixture (Heads On)



Cam Checking Fixture (with Heads Off)

Includes 0-1.000" Dial Indicator 66962 (0.001")! No more fumbling with a magnetic base and a dial indicator to measure cam lift. This fixture maintains and holds the dial indicator and 5" extension (included) in the precisely correct position over the lifters, assuring proper geometry.

Supplied with 1/2" and 7/16" adapters for use with any engine block.



66830 Cam Checking Fixture

Cam Checker Tool

Includes 0-1.000" Dial Indicator 66962 (0.001")! With O-rings on each end to assure securing positioning, this unit slides down into the lifter bore and sits atop the camshaft for accurate measurement of lobe lift and base circle runout. Supplied with two followers, one for flat tappet or hydraulic cams, and the other for roller cams. Designed for GM (.842" dia.) and Ford (.875" dia.) applications.



66838 GM/Ford Cam Checker Tool


Camshaft Installation Handles

This easy-to-use universal camshaft installation tool comes with five adapters for most domestic V-6 and V-8 engines including LS1 engines. The heavy-duty easy-grip handle keeps the job comfortable and provides plenty of support.



66898 Universal Camshaft Installation Handle

For Chevy V6 and V8 engines (except hydraulic roller camshafts). Providing a solid grip, this hex design handle makes it easy to install or remove your camshaft. Installation bolts included in handle.



66897 Camshaft Tool

Cam Bearing Installation Tool

For Chevy small block engines. This kit contains everything a professional needs to remove old cam bearings and to install new ones. This task is easily accomplished by following our step-by-step instructions. Contains an arbor with drive mount, 2 drive spools, 2 spool stabilizers, and a drive cap.



66794 Cam Tool

Degree Wheel, 9"


Use this Degree Wheel to find top dead center or for checking camshaft timing. Follow our detailed step-by-step instructions, included with each Degree Wheel.



66791 Degree Wheel

Professional 16" Billet Aluminum Degree Wheel

Oversized wheel with large numbers makes reading this billet aluminum degree wheel easy!



67490 16" degree wheel

Universal Cam Bearing Driver Kit

Drive camshaft bearings easily with one complete, universal kit. Now you can remove or insert camshaft bearings in nearly all engines from sport compacts and muscle cars to heavy-duty trucks. The expander arm has a neoprene sleeve with the split driving plugs mounted and expanded to size. Kit comes with two sets of rubber sleeves for each expanding driver. Use the brown sleeves for thin wall bearings and the black sleeves for thick wall bearings. Range 1.25" to 2.69" (28.58 - 68.3mm). Includes: Driving shaft, driving shaft extension, expander unit, five (5) split driving plugs, two driving collars, centering cone and handy carrying case.



66820 Universal Cam Bearing Driver Kit

CYLINDER HEAD TOOLS

Valve Lash Wrench Set

T-Handles. This simple T-handle and wrench set makes adjustment very easy, cutting the adjusting time in half. Simply position the adjusting handle wrench over the rocker arm lockdown (make sure you have purchased the set with the proper sized wrench), and drop the appropriate T-handle down through the hole in the wrench - with one hand doing the job of two! Then make the lash adjustment with a feeler gauge according to the camshaft manufacturer's specifications.

66778 1/2" with 3/16" and 1/8"
66779 7/16" with 1/8"
66780 9/16" with 3/16" and 7/32"
66781 5/8" with 3/16" and 7/32"



Cylinder Head Work Stand Adjustable

Our heavy-duty cylinder head work stand is great way to hold your cylinder heads above your workbench while working on them. The adjustable arms allow you to set the proper height and maintain stability.


66483.....Cylinder Head Work Stand, Adjustable



Magnetic Deck Bridge

This will go over cylinder bores up to 4-1/2". This is used to check piston-to-deck clearance, and it is magnetic so it holds firmly in place. Dial Indicator 66962 is sold separately.

66797 Magnetic Deck Bridge



Tall Valve Spring Height Micrometer (0.001")

Measure installed valve spring height conveniently and accurately. Simply install the height micrometer instead of a valve spring, and then rotate the clearly engraved dial to expand the tool to seat the valve, locks and retainers.

66902.....Range: 1.600" - 2.100" (for most V8 engines)
66903.....Range: 1.400" - 1.800" (for most 4 and 6 cylinder engines)
67390.....Tall Hite Mike for Beehive Valve Springs

Deck Bridge without Magnetic Base

This will go over cylinder bores up to 4-1/2". This is used to check piston-to-deck clearance. Does not have a magnetic base. Dial Indicator 66962 is sold separately.



66798 Deck Bridge w/o Magnetic Base

Stud Extracting Tool

Easily allows removal of stubborn studs, such as rocker or cylinder head studs.



66796 Stud Extracting Tool

Cylinder Head Handles

This pair of heavy-duty cylinder head handles is made from durable aluminum and allows you to easily move the heads around the shop. Mounts to rocker stud holes.



67429 Cylinder Head Handles

Rocker Stud Remover and Tap Alignment Kit

For Chevy V8 and V6 engines. Before installing the heavy-duty screw-in studs required for high-performance valve train components, this tool conveniently removes the factory pressed-in rocker studs.



66783 Stud Remover

NEW! Stud Boss Cutter Tool

Make quick work of those factory head bosses with this cutting tool. Includes guide tip that fits into the stud hole.



NEW! 67568 Stud Boss Cutter

Valve Seal Installer


Another gouged PC seal? No longer will you have worry about gouging and twisting your seals with the PROFORM valve seal installer. Works with .500" and .531 PC seals and comes with handy knurled end for better grip.



67444 Valve Seal Installer

Dual-Gauge Leakdown Tester

This dual-gauge leakdown tester measures the condition of your head gaskets, piston rings, and valves. The gauge records incoming air pressure, and the right gauge records individual cylinder pressure - and the difference is your leakdown.



66839 Dual-Gauge Leakdown Tester

Cylinder Head CC Kit

This is the kit you need to accurately cc most cylinder head combustion chambers. Includes a precision glass 100 cc burette with easy-to-read 0.2cc division lines, an integral petcock for precise measurement and easy flow-control, a burette clamp, a stand with a firm base, a flat acrylic plate to cover the combustion chamber.



66831.....Cyl. Head CC Kit (100x.2cc)

Heavy-Duty Aluminum Head Holders, V-Style

Modify and maintain your cylinder heads with ease with the heavy-duty aluminum head holders. Sold in pairs.



66481 Heavy-Duty Aluminum Head Holders, V-Style

Pushrod Slotting Tool, Chevy S/B

Easily modify your heads for 1.6 ratio rockers with this handy pushrod slotting tool. Simply use a 5/16" drill bit to correctly lengthen the pushrod slot with precision. Recommended usage is one tool for each set of heads.



66485 Pushrod Slotting Tool, Chevy S/B

ENGINE BLOCK TOOLS

Chevy Oil Pump Primer with Bushing

For Chevy V8 and V6 90° engines. This Oil Pump Primer offers a superior design: it includes a bushing to pressurize the valve train, and it primes the oil pump directly through the distributor hole, using a 3/8" drill.



66896.....Chevy Oil Pump Primer

NEW! Chrysler Distributor Bushing Installer and Reamer Tool

This important tool makes installing the lower distributor drive shaft bushing into the engine block and subsequent reaming a snap. Simply tighten down to install the bushing, and spin the tool on the way out for a clean ream. This prepares the bushing properly prior to distributor installation..



66488..... Chrysler Distributor Bushing Installer and Reamer Tool

NEW! Ford Oil Pump Primers

Easily prime your Ford engine right through the distributor hole by simply using a power drill.



NEW! 67566.....260-302, 1/4" Hex

NEW! 67567.....351W, 400-460 5/16" Hex

Block and Head Handles

This complete set of four heavy-duty block and head handles is made from durable aluminum and allows you to easily move that engine around the shop. Will fit in most cylinder heads and blocks with 3/8" holes.



67446.....Block and Head Handles

NEW! Gen IV LS Engine Lift Plate

PROFORM's LS Engine lift plate is the perfect solution to swap, store and move, any Gen IV LS Engine. Featuring multiple attachment points, and three pickup points, to achieve optimal balancing and tilting in and out of even the tightest hood configurations. Plus, it doubles as a valley cover for storage. The steel plate bolts directly to the top of the engine with the intake manifold and valley tray cover removed, using the existing valley tray bolts.



NEW! 67459....LS Engine Lift for '06-'16 engines.

Engine Lift Plate

PROFORM's new steel lift plate fits most engines with square flange.



67457...Engine lift Plate

CONNECTING ROD TOOLS

Connecting Rod Vise

Holding connecting rods securely without damaging them is necessary for removing or installing rodbolts, beam polishing or machining. This aluminum vise is designed for all sizes of aluminum or steel rods, and can hold several at once. It will mount in a bench vise or can be permanently mounted.

66769 Connecting Rod Vise



Rod Bolt Stretch Gauge

0.001 Dial indicator. Check rod bolts the proper way, because sometimes torque readings may vary. Using the stretch factors supplied by rod bolt manufacturers, this stretch gauge offers a highly accurate way to measure torque pre-load. With a special, high-tension spring, this gauge remains conveniently positioned on the bolt during tightening, with adjustability for bolts up to 2.75" long. Simply position the stretch gauge over the length of the rod bolt before applying torque, take a reading, and record it. Then torque down to the proper torque setting, and take another reading with the stretch gauge. Calculate the difference and check the manufacturer's specification.

66788 Stretch Gauge



Heavy-Duty Rod Splitting Fixture

Let's face it, connecting rods rarely come apart easily. That is until now. Quickly separate the cap from the rod without damage using PROFORM's new Heavy-Duty Rod Splitting Tool. Simply loosen the rod nuts a couple of turns, place the rod onto the splitting fixture, and pull the handle. Portable, for use with your bench top vise. Go to www.ProformTV.com to see this tool being used!

66773 Rod Splitting Fixture



Connecting Rod Balancer

This fixture holds each end of the connecting rod on the scale sold separately, for weighing the big and small ends. It comes with two mandrels to cover most popular engines, and it is ordinarily used with a digital or mechanical weighing scale. Digital scale (66466), and connecting rod not included.


66844 Rod Balancer



Connecting Rod Balancer Chevy SB

Here's the quick and dirty way to match weigh your small block Chevy connecting rods! Simply put two connecting rods on the roller, even them out, and set the roller on the base. You'll quickly determine if your rods are balanced, and if not, which one is heavier.

67596 Connecting Rod Balancer for Chevy Small Block



Handheld Rod Splitting Tool

Easily separate your connecting rod caps with this non-marring hand-held splitter. Just turn the handle and the unit opens up so the 4 non-marring ends push the cap apart. U.S. Pat. 7,155,791

67905 Handheld Rod Splitting Tool



MISC. ENGINE BUILDERS TOOLS

Double-End AN Wrench Set

PROFORM's latest four piece AN wrench set has both a 30 and 60 degree head to grip hose ends from a wider array of potions and in some of the tightest of spaces. The streamlined edges of the handles fit comfortably in your hand, while the short length decreases possibility of over tightening. The PROFORM Logo and fitting number is laser etched into each wrench with its own distinct color for easy organization. Also included, a durable, nylon carrying case for easy storage and transport.

- Color-coded sizes: Blue: -6AN, Gold: -8AN, Red: -10AN, Black: -12AN
- 30 and 60 degree head on each wrench for increased hose gripping array
- Streamlined Edges Fit Comfortably in Hand
- Shortened Handle Length Reduces Over Tightening Mishaps
- PROFORM Logo and AN Number Laser Etched into Handle
- Includes Durable, Nylon Carrying Case for Easy Storage and Transport

66988..... Four Piece, Double-End Wrench Set



Adjustable Aluminum AN Wrenches

PROFORM's aluminum adjustable wrenches are a perfect fit for any under hood plumbing project. They are especially useful when trying to prevent scratching expensive hose fittings, fuel log adjustment, and tightening fuel inlet fittings. Key features include adjustable, non-marring, and anodized for durability. Durable, theft-resistant clamshell packaging. These handy wrenches are available individually or together at a discounted price.

- 67727 3AN-8AN adjustable wrench
67728 10AN-20AN adjustable wrench
67729 Wrench set that includes 67727 & 67728

Stubby Adjustable A N Wrenches

- 67722..... Stubby wrench set that includes
67723 & 67724
67723..... Stubby 3AN-8AN adjustable wrench
67724..... Stubby 10AN-20AN adjustable wrench



Digital Tire Pressure Gauge

Don't let a little tire pressure change affect you on race day! Quickly and easily gauge tire pressure with PROFORM's easy-to-use, hose equipped digital tire pressure gauge. Backlit digital display reads in Psi, Kpa, Bars, and Kg/cm2. 0-60 psi in 0.1 psi increments. Backlit screen stays lit for approx. 30 seconds upon turning on. Automatically shuts off after a few minutes of inactivity. Air bleed valve included. Includes rubber gauge protector.



67395..... Digital Tire Pressure Gauge 0-60 psi

Pinion Setting Tool

For rear ends. Universal pinion setting tool so you can measure pinion depth of most automobiles and trucks.



66516 Pinion Setting Tool

A N Hex Wrenches

Affordable A N Hex Wrenches. Color coded for fast identification, these PROFORM® wrenches offer resistance to scratching hose fittings as they are being tightened and loosened.



- 66970C Alum Hex Wrench #3 1/2"
- 66971C Alum Hex Wrench #4 9/16"
- 66972C Alum Hex Wrench #6 11/16"
- 66973C Alum Hex Wrench #8 13/16"
- 66974C Alum Hex Wrench #10 1"
- 66975C Alum Hex Wrench #12 1-1/4"
- 66976C Alum Hex Wrench #16 1-1/2"
- 66977C Alum Hex Wrench #20 1-3/16"
- 66978 Full Set in Fold-Over Pouch

Tubing and Pipe Notcher Tool


Designed for the serious fabricator. 0 to 45 degree, 1 degree increments, adjustable vise and made of high-grade aluminum.



66482 Tubing and Pipe Notcher Tool

Universal Oil Filter Cutter

Troubleshooting your oil management system requires a look at the filter. That's now easier than before with the PROFORM oil filter cutter. Think of a simple can opener and you've got the concept behind this trick tool. Lock-down holds your cartridge filter in place while you rotate the filter to make a clean cut.



66490 Universal Oil Filter Cutter

Digital Tire Pressure Gauge

Take the guesswork out of tire pressure measurement! Digital display includes a PEAK hold function, and backlighting. Also includes bleed buttons for tire bleeding, and a peak hold hose pressure bleed. 0-100 psi in 0.01 psi increments.



67399 Digital Tire Pressure Gauge 0-100 psi.

Universal Dial Indicator

Universal Dial Indicator, graduation: 0.001.



66962 Range 0 to 1.000"

66963 Range 0 to 0.250"

NEW! Freeze Plug Installer Set

Constructed of high density nylon for strength and durability, but yet won't mar the freeze plugs themselves during installation. The kit includes three 6" installers for popular size freeze plugs: 1 1/2" shallow, 1 5/8" deep, and 1 3/4" shallow.



NEW! 67565 3 Piece Freeze Plug Installer Set

Air Hold Adapter Set

Now that you have the PROFORM Valve Spring Tester you'll need a set of PROFORM Air Hold Adapters to remove your springs with the heads on the engine. It's a simple 3-step process: screw the air hold adapter into your spark plug hole, attach air fitting, and then an air hose. The air pressure will hold up your valves while you get to work!



67400 Air Hold Adapter Set

Professional Rocker Arm Stud Remover

Make stud removal easier with our professional rocker arm stud remover tool. With ball bearing action and fittings for 5/16" and 3/8", this tool is a must have for all engine builders.



66484 Professional Rocker Arm Stud Remover

PATENTED SHOP TOOLS

PROFORM® Patented No-Mess™ Funnel

The PROFORM No-Mess Funnel allows you to fill anything without worrying about overspills. The patented ball-n-hook design shuts off flow and retains the excess fluid when lifted. U.S. Patent No. 5,950,697 & 6,341,631. Award winning funnel POP display available.

- 68068PROFORM® Patented No-Mess™ Funnel
- 68069No-Mess Funnel in-store merchandiser with 100 funnels, Dimensions: 21"x 21"x 39"
- 68071No-Mess Funnel hanging clipstrip with 12 funnels
- 68072No-Mess Funnel 12 Pack, 11 funnels + 1 funnel Free, Refill for 68071



PROFORM® Socket Assist

Essential tool for bolts with tight clearance like spark plugs and header bolts! 12-point for maximum finger traction. Set of three including 1/4" x 1/4", 1/4" x 3/8", 3/8" x 3/8" (12 pt x socket size). Belongs in every tool box! U.S. Pat. 6,019,019.

- 67575Socket Assist, single set
- 67576Socket Assist, P.O.P clipstrip of six (6)



PROFORM® Patented No-Mess™ Oil Pan Drain Plug

The PROFORM engine oil drain plug has a unique, patented, rubber extension which acts as a sealing "cork" when changing engine oil. As the drain plug is unscrewed and loosened, the "cork" seals the threaded drainhole, reducing mess and contact with hot oil. A firm tug releases the oil when desired. This plug minimizes the chance of a plug being dropped. U.S. Patent No. 5,547,042.

- 66960Oil Drain Plug, 1/2"-20



CARB TOOLS

Carb Float Adjustment Tool

No more sleight-of-hand tricks! Easily adjust your carburetor float level with this hand float adjustment tool. 5/8" socket and built-in screwdriver blade protects your engine and hands from fuel spray.



67443.....Carb Float Adjustment Tool

Aluminum Power Valve Remover Tool

Never damage your metering blocks again! PROFORM's new aluminum power valve remover tool makes power valve removal a snap. Simply place the tool over the power valve and give it an easy turn.



67454Aluminum Power Valve Remover Tool

Jet Installation Tool

Don't damage your jets with a clumsy screwdriver. This handy tool makes installation and removal of jets a cinch.



67469.....Jet Installation Tool

PUSH ROD TOOLS

Push Rod Length Checker

For Chevy small block and big block engines. Proper push rod length is absolutely critical for peak performance – minimizing bent or broken valve stems, guide wear, and energy-wasting valve side-loading friction.



66789 3/8" studs, small block
66790 7/16" studs, small block
66806 7/16" studs, big block

Adjustable Pushrod Length Checker

Measure the proper pushrod length with these simple length checkers. Don't chance destroying you valvetrain because of improper pushrod geometry!



67560.....Length checker, 6.125 – 7.500
67561Length checker, 7.500 – 8.700
67562Length checker, 8.500 – 9.800
67563Length checker, 9.700 – 11.00
67564Length checker, 10.200 – 11.500

Chrysler Adjustable Pushrod Length Checker

These pushrod length checking tools are specifically designed with ball and cup ends for use with Chrysler engines. An easy and economical way to measure for proper pushrod length for rocker arm geometry and seating position, which prevents the rocker from turning sideways and/or wearing out the valve guide. Turn the nut on the adjustable end until you have reached the desired length. Remove the tool and measure with micrometer. Continue until all valves have been measured.



67557.....Cup and Ball, Chrysler B & RB Engines, 8.350 – 9.800
67558.....Cup and Ball, Hemi Engines, 10.300 – 11.700
67559.....Cup and Ball, Chrysler LA Engines, 6.900 – 8.350

Self-Powered Timing Light

PROFORM's affordable self-powered timing light eliminates the difficulty of setting your ignition timing. Each lightweight unit comes standard with 2 D-size batteries, and built-in flashlight. No battery leads needed, so it's easy to use! Effortless 1-wire hookup, simply connect slide trigger open, place over # 1 wire, and close! Durable, theft-resistant clamshell packaging that's great for any retail environment!

67414 Self-Powered Timing Light



6 pc Telescoping Gauge Set

Quickly measure everything from diameter to grooves to hard-to-reach recesses with the PROFORM Telescoping Gauge Set. Simply insert the gauge (six sizes to choose from) into the area and turn the knob. The spring-fed arms will snap to outer-edges. Now, tighten the knob to lock the inside measurement. Comes with six gauges ranging from 5/16" to 6" and a durable carrying case.

67412 6 PC Telescoping Gauge Set



Micrometer Sets

67430.....Micrometer 0" - 1"/.0001" (Shown)

67431.....Micrometer 1" - 2"/.0001"

67432.....Micrometer 2" - 3"/.0001"

67433.....Micrometer 3" - 4"/.0001"

67434.....Micrometer 4" - 5"/.0001"

67435.....Micrometer 5" - 6"/.0001"

67436.....Micrometer Set 0"- 3"/.0001"

67437.....Micrometer Set 0"- 4"/.0001"

67438.....Micrometer Set 04"- 6"/.0001"



Professional Dial Bore Gauge

Easily determine the dimensions of your rod and cylinder bores with our Professional Dial Bore Gauge. This unit features a 2" - 6" range with extendable handle and comes in a durable carrying case.

67411 Dial Bore Gauge 2" - 6"/.0005"



Tire Pressure Gauges

Quickly and easily gauge tire pressure with PROFORM's easy-to-use tire pressure gauges. 1 1/2" diameter face and heavy-duty shatterproof glass make this tool a must have for every tool box at the track. NOTE: 67402 does not have an extension hose.



- 67402 Tire Pressure Gauge 1 - 100 lbs.
 67403 Tire Pressure Gauge 0 - 60 lbs.
 67404 Tire Pressure Gauge 0 - 15 lbs.

Oil Pressure Tester

Easily check engine oil pressure on your domestic or foreign auto with the PROFORM Oil Pressure Tester. Each tester features 0 - 100 psi and 0 - 700 kpa readings with a 24" hose.

- 67405 Oil Pressure Tester

Remote Starter Switch

No more jumping from under the hood, to the front seat, to under the hood! Easily test your engine with the PROFORM Remote Starter Switch.



- 67406 Remote Starter Switch

14MM Adapter


This long reach 14MM adapter allows you to easily work on long spark plug holes. The adapter screws into 14MM spark plug holes.



- 67407 14MM Adapter

Spark Plug Indexing Tool

Avoid stripped spark plug holes with our affordable spark plug hole thread chaser. Double ended to fit 14mm and 18mm threads.



- 66795 Spark Plug Indexing Tool

Economy Valve Spring Compressor, Stud Style



- 66848 Economy Valve Spring Comp, Stud-Style

Vacuum Pressure Gauge

Perfect for a variety of automotive tests (except parallel parking!) including fuel pumps and intake manifolds. Easy-to-read gauge with 30" vacuum and 60 lbs pressure. Each gauge comes with gauge, hose, small brass cone and large rubber cone.

- 67410 Vacuum Pressure Gauge

Super Straight Edge

PROFORM's new super straight edge tools allow you to easily check the straightness and flatness of your cylinder heads, engine blocks, or any flat surface. These durable heat-treated steel tools with a protective epoxy coating and plastic edge cover, plus a handy hanging hole for your shop wall.

- 67420 Super Straight Edge 24-inch.
 67421 Super Straight Edge 36-inch.

6 and 12 Volt Circuit Tester

- 67408 6 and 12 Volt Circuit Tester

PROFORM Key Chains

Not your everyday key chains, these PROFORM key chains are precision-machined from billet aluminum stock for a superrealistic look, and then hand-assembled and offered as a moveable piston, an aluminum stock car wheel with a racing tire, and an air cleaner kit (which can hold two quarters for emergency use).

- 31012 Piston Rod Key Chains (20 ct. bag)
 31018 Tire & Wheel Key Chains (20 ct. bag)
 31019 Air Cleaner Key Chains (20 ct. bag)
 31011 Fishbowl Merchandiser with 20 Key Chain
 141-970 Chevrolet Piston Rod Keychain
 440-970 Ford Oval Piston Rod Keychain
 440-970 MOPAR Piston Rod Keychain





141-001.....8	141-672.....23	302-008.....27,30	66114.....47	66632.....66	66910.....58	67255.....41	67920.....68	66910C.....58
141-002.....8	141-673.....23	302-030.....27	66115.....47	66649.....67	66911.....58	67256.....41	67921.....68	66911C.....58
141-101.....8,10	141-674.....23	302-031.....27	66116.....66	66650.....67	66912.....58	67257.....41	67923.....68	66912C.....58
141-102.....8,10	141-675.....23	302-055.....27	66117.....66	66661.....47	66913.....58	67258.....41	67927.....68	66913C.....58
141-103.....10	141-681.....24	302-056.....27	66118.....66	66666.....62	66914.....58	67259.....41	67928.....68	66914C.....58
141-105.....13	141-682.....24	302-070.....27,30	66119.....66	66667.....62	66915.....58	67264.....51	67929.....68	66915C.....58
141-107.....13	141-683.....24	302-071.....27,30	66121.....67	66668.....62	66921.....60	67265.....51	67932.....68	66917C.....65
141-108.....11	141-684.....25	302-072.....27,30	66130.....66	66702.....67	66922.....60	67266.....43	67933.....68	66918C.....65
141-114.....16	141-690.....20	302-100.....27	66132.....67	66704.....67	66928.....59	67267.....43	68050.....61	66919C.....67
141-115.....16	141-691.....20	302-101.....27	66134.....66	66706.....67	66929.....59	67268.....43	68051.....61	66920C.....58
141-116.....11	141-692.....20	302-116.....27	66142.....66	66710.....67	66930.....59	67269.....43	68052.....61	66922C.....60
141-117.....11	141-693.....20	302-117.....27	66151.....67	66724.....67	66931.....59	67301.....36	68053.....61	66923C.....60
141-118.....11	141-695.....22	302-135.....26	66153.....67	66732.....67	66935.....60	67302.....36	68054.....61	66924C.....60
141-119.....11	141-696.....22	302-136.....26	66160.....67	66735.....67	66936.....60	67303.....36	68056.....61	66928C.....59
141-120.....11	141-697.....22	302-137.....26	66162.....67	66742.....67	66940.....52	67304.....36	68068.....86	66929C.....59
141-121.....11	141-710.....7	302-138.....26	66164.....67	66751.....64	66950.....59	67305.....36	68069.....86	66930C.....59
141-130.....13	141-712.....7,10	302-139.....26	66167.....67	66752.....64	66951.....59	67312.....38	68070.....61	66931C.....59
141-131.....13	141-713.....7,19	302-140.....26	66172.....65	66753.....64	66953.....52	67313.....38	68071.....86	66940B.....52
141-132.....13	141-714.....17	302-141.....26	66173.....65	66754.....64	66955.....52	67314.....38	68072.....86	66940C.....52
141-133.....13	141-725.....21	302-142.....26	66175.....65	66755.....64	66960.....66	67390.....80	68080.....62	66940R.....52
141-134.....13	141-726.....21	302-143.....26	66178.....65	66756.....64	66962.....85	67395.....85	68081.....62	66940RC.....52
141-140.....16	141-727.....21	302-144.....26	66179.....47	66757.....64	66963.....85	67399.....85	68110.....61	66941B.....52
141-141.....16	141-728.....21	302-146.....26	66181.....65	66758.....78	66978.....85	67400.....85	68240.....51	66941BC.....52
141-142.....16	141-729.....21	302-200.....32	66182.....65	66759.....78	66981.....59	67402.....89	68241.....51	66941BK.....52
141-200.....20	141-730.....21	302-215.....30,32	66183.....66	66762.....72	66982.....59	67403.....89	68242.....51	66941BKC.....52
141-201.....20	141-750.....10	302-216.....30,32	66184.....66	66764.....72	66984.....59	67404.....89	68243.....51	66941BKM.....53
141-202.....20	141-751.....7,10	302-220.....32	66187.....67	66765.....72	66988.....84	67405.....89	68244.....51	66941BKU.....52
141-210.....21	141-752.....7,19	302-221.....32	66193.....66	66766.....73	66990.....53	67406.....89	68245.....51	66941BKUC.....52
141-211.....21	141-753.....7,20	302-225.....32	66194.....66	66767.....73	66991.....53	67407.....89	68786.....78	66941BM.....53
141-212.....21	141-754.....5,7	302-226.....32	66207.....67	66768.....73	66992.....53	67408.....89	68787.....78	66941R.....53
141-213.....21	141-756.....7,17	302-230.....32	66209.....67	66769.....83	66993.....53	67410.....89	68902.....78	66941RC.....52
141-215.....20	141-757.....5,7	302-233.....32	66210.....67	66772.....83	66994.....53	67411.....88	69500.....68	66941RM.....53
141-216.....20	141-758.....7	302-234.....32	66211.....67	66773.....83	66995.....53	67412.....88	69501.....62	66941TU.....52
141-217.....20	141-759.....15	302-235.....32	66212.....67	66774.....75	67010.....56	67414.....88	69502.....62	66941TUC.....52
141-218.....20	141-780.....7	302-236.....32	66219.....51	66775.....75	67011.....56	67420.....89	69504.....62	66942BC.....55
141-225.....21	141-782.....7,17	302-290.....32	66227.....51	66776.....74	67012.....56	67421.....89	69510.....68	66942BKC.....55
141-227.....21	141-783.....7,20	302-291.....32	66228.....51	66778.....80	67013.....56	67425.....77	69520.....15	66942RC.....55
141-232.....21	141-784.....7,10	302-315.....33	66237.....50	66779.....80	67014.....56	67429.....81	69521.....15	66944C.....54
141-233.....21	141-785.....7,19	302-316.....33	66239.....50	66780.....80	67015.....56	67430.....88	69525.....15	66945BC.....55
141-250.....21	141-786.....5,19	302-325.....33	66256.....49	66781.....80	67016.....56	67431.....88	69526.....15	66945BKC.....55
141-256.....14	141-787.....16	302-326.....33	66257.....49	66782.....77	67017.....56	67432.....88	69527.....51	66945RC.....55
141-257.....14	141-788.....16	302-333.....28	66258.....49	66783.....81	67018.....56	67433.....88	69528.....51	66946C.....55
141-261.....14	141-789.....25	302-334.....28	66259.....49	66784.....75	67027.....56	67434.....88	69596.....57	66947C.....55
141-262.....14	141-800.....10	302-337.....28	66260.....49	66785.....72	67028.....56	67435.....88	69598.....57	66947BKC.....55
141-263.....14	141-810.....16	302-338.....28	66262.....49	66786.....72	67029.....56	67436.....88	69599.....57	66947RC.....55
141-264.....14	141-811.....16	302-339.....29	66265.....49	66787.....78	67040.....53	67437.....88	66225B.....50	66949RC.....55
141-265.....14	141-812.....16	302-350.....28,30	66266.....49	66788.....83	67050.....49	67438.....88	66225BK.....50	66952C.....54
141-266.....14	141-813.....16	302-351.....28,30	66267.....49	66789.....87	67051.....49	67439.....77	66225C.....50	66960C.....66
141-302.....19	141-820.....21	302-352.....28,30	66268.....49	66790.....87	67052.....49	67440.....77	66225P.....50	66961C.....54
141-307.....19	141-830.....18	302-354.....28,30	66269.....49	66791.....79	67080.....54	67441.....77	66225R.....50	66969B.....52
141-315.....19	141-831.....18	302-361.....28	66270.....49	66792.....77	67081.....54	67442.....77	66256P.....50	66969BK.....52
141-322.....19	141-832.....18	302-362.....28	66271.....49	66793.....75	67082.....54	67443.....43	66256S.....49	66969R.....52
141-323.....19	141-833.....18	302-371.....28	66273.....49	66794.....79	67084.....54	67444.....81	66256SS.....49	66970C.....85
141-327.....19	141-834.....18	302-372.....28	66275.....49	66795.....89	67088.....54	67445.....77	66291BC.....67	66971C.....85
141-328.....19	141-835.....18	302-380.....29	66276.....49	66796.....81	67090.....54	67446.....82	66291BKC.....67	66972C.....85
141-332.....19	141-840.....12	302-381.....29	66315.....66	66797.....80	67091.....54	67447.....77	66291CC.....67	66973C.....85
141-333.....6,19	141-841.....12	302-382.....29	66330.....15	66798.....81	67093.....54	67448.....73	66291RC.....67	66974C.....85
141-334.....5	141-842.....12	302-383.....29	66338.....67	66799.....77	67148.....41	67449.....73	66292BC.....67	66975C.....85
141-335.....5	141-843.....12	302-384.....29	66339.....67	66801.....66	67155.....41	67450.....73	66292BKC.....67	66976C.....85
141-336.....5	141-844.....12	302-385.....29	66340.....67	66802.....66	67156.....41	67451.....73	66292CC.....67	66977C.....85
141-338.....5	141-845.....12	302-400.....33	66342.....66	66804.....66	67162.....41	67452.....73	66292RC.....67	66980B.....52
141-339.....5	141-846.....12	302-401.....30	66365.....67	66806.....87	67185.....53	67453.....77	66330P.....15	66980BK.....52
141-360.....6	141-850.....4	302-430.....31	66369.....67	66808.....20,66	67186.....53	67454.....43	66402C.....60	66980R.....52
141-361.....6,10	141-851.....4	302-435.....31	66432.....47	66809.....66	67199.....36	67457.....82	66403C.....60	66983B.....52
141-362.....6,19	141-852.....4	302-436.....31	66433.....47	66810.....20,66	67200.....36	67459.....82	66404C.....60	66983BK.....52
141-363.....6,20	141-853.....4	302-437.....31	66434.....46	66811.....78	67201.....36	67469.....43	66405C.....60	66983R.....52
141-364.....6,17	141-854.....4	302-438.....31	66436.....46	66812.....78	67202.....36	67480.....58	66406C.....60	67005C.....63
141-365.....5,6	141-855.....4	302-439.....31	66439.....47	66815.....66	67203.....36	67481.....58	66407C.....60	67005SC.....63
141-366.....6,17	141-856.....4	302-440.....31	66442.....61	66820.....77	67204.....36	67482.....58	66408C.....60	67006C.....63
141-367.....17	141-857.....4	302-500.....30	66466.....77	66821.....77	67205.....36	67490.....79	66409C.....60	67007C.....63
141-369.....19	141-858.....4	302-510.....30	66467.....77	66829.....78	67206.....38	67491.....77	66410C.....60	67100C.....40
141-402.....25	141-859.....4	302-515.....30	66468.....77	66830.....79	67207.....38	67492.....77	66413C.....60	67101C.....40
141-500.....21	141-860.....4	302-520.....30	66469.....77	66831.....81	67208.....38	67493.....77	66414C.....60	67107C.....40
141-501.....21	141-861.....4	302-636.....30,33	66473.....77	66832.....75	67209.....36	67557.....87	66415C.....60	67108C.....40
141-550.....21	141-862.....4	302-637.....33	66480.....83	66833.....75	67211.....38	67558.....87	66417C.....60	67109C.....40
141-551.....21	141-899.....10	302-640.....33,33	66481.....81	66834.....74	67212.....38	67559.....87	66418C.....60	67115C.....42
141-553.....21	141-900.....6	302-641.....33	66482.....85	66835.....74	67213.....38	67560.....87	66419C.....60	67150C.....42
141-600.....17	141-902.....6,17	302-700.....89	66483.....80	66836.....74	67214.....38	67561.....87	66420C.....60	67160C.....43
141-601.....7,17	141-903.....6,17	440-415.....35	66484.....85	66837.....74	67215.....37	67562.....87	66421C.....60	67163C.....43
141-610.....17	141-904.....6,20	440-426.....35	66485.....81	66838.....79	67216.....40	67563.....87	66422C.....60	67164C.....42
141-613.....5	141-905.....6,10	440-427.....35	66488.....82	66841.....74	67217.....40	67564.....87	66423C.....60	67165C.....42
141-614.....5	141-906.....6,19	440-428.....35	66490.....83	66842.....74	67218.....40	67566.....82	66425C.....60	67166C.....42
141-615.....17	141-907.....13	440-430.....35	66491.....83	66844.....83	67220.....43	67567.....82	66426C.....60	68220B.....50
141-616.....5,6	141-908.....13	440-431.....35	66508.....65	66848.....89	67221.....42	67568.....81	66427C.....60	68220BK.....50
141-617.....5	141-909.....17	440-432.....35	66509.....65	66849.....74	67222.....42	67571.....73	66445.12N.....46	68220C.....50
141-618.....5	141-910.....11	440-434.....35	66510.....65	66851.....66	67223.....42	67572.....73	66445.14N.....46	68220P.....50
141-619.....5	141-911.....11	440-440.....34	66511.....65	66853.....66	67224.....42	67573.....73	66445.1N.....46	68220R.....50
141-621.....5	141-912.....11	440-441.....34	66512.....65	66855.....66	67226.....43	67574.....73	66445.6N.....46	68230B.....50
141-622.....5	141-913.....11	440-442.....34	66513.....65	66857.....66	67227.....43	67575.....86	66445.8N.....46	68230BK.....50
141-625.....5	141-914.....11	440-450.....35	66514.....76	66863.....66	67228.....43	67581.....77	66445N.....46	68230C.....50
141-629.....17	141-915.....11	440-452.....35	66515.....76	66864.....60	67229.....43	67586.....83	66448.12N.....46	68230P.....50
141-630.....17	141-916.....11	440-453.....35	66516.....84	66865.....66	67232.....43	67597.....75	66448.1N.....46	68230R.....50
141-631.....17	141-917.....17	440-970.....89	66519.....76	66866.....60	67233.....43	67601.....75	66517BC.....66	31011.....89
141-636.....17	141-920.....9	66001.....67	66520.....76	66867.....60	67234.....43	67603.....75	66517BKC.....66	31012.....89
141-638.....17	141-921.....9	66002.....67	66522.....82					

From: Specialty Auto Parts, USA, Inc.
P.O. Box 306
Roseville, MI 48066

TO:



Specialty Auto Parts U.S.A., Inc.

Mailing Address:

P.O. Box 306
Roseville, MI 48066

(T) 586-774-2500 **(F)** 586-778-7775

(E) info@proformparts.com

www.proformparts.com

Printed in the USA Part Number 31031 Version 2018.1

Shipping Address:

26708 Groesbeck
Warren, MI 48089

