



PERFORMANCE FUEL & IGNITION CATALOG



FOR OVER 40 YEARS...

ACCEL has been the leader in performance fuel and ignition systems and we have no intention of slowing down. Here at ACCEL, we see ourselves as a part of your pit crew. We're dedicated to research, engineering and testing results in fuel and ignition products.

Our goal has always been simple and direct—lead the market with innovative new products. Push power, speed and performance as quickly as automotive technology advances allow. The ACCEL product line offers a wide range of performance products including digital fuel injection systems, fuel injectors, coils, distributors, caps, rotors, ignition wires and sparkplugs. ACCEL has proven its prowess for creating products that are better than performance capable on racing circuits and drag strips around the world.

While most ACCEL components are designed for easy installation, our commitment to service and performance has led to the development of a network of Engine Management Installation Centers (EMIC), in an effort to provide qualified installation and calibration services for the more complex ACCEL EFI Engine Management Systems.

Every interaction is an opportunity to communicate the advantages of the ACCEL brand.

WE'VE GOT YOUR SIZE!

With the demand for custom wire sets ever increasing, ACCEL has a custom wires web site – Wires Direct - so now YOU can custom order the very same ACCEL Ignition wires used by top name racers, in the EXACT design and wire lengths for your application, 24/7.

Just log on to accel-ignition.com, click on products and then Custom Plug Wires. It's that easy!

WWW.ACCEL-IGNITION.COM

NEW PRODUCTS..... 2-5

Ceramic Wire Kits, Shorty Spark Plugs, CDX Ignition Box, Energy Booster & Import COP's

COILS..... 6-17

Universal Coils, Race Coils, GM Coils, Ford Coils, Chrysler Coils, Sport Compact Coils & Coil Accessories

DISTRIBUTORS 18-23

Street Billet Distributors, GM Opit-Spark II Distributor, Billetech Distributors, GM/Ford/Chrysler/Dodge/Plymouth/AMC Performance Replacement Distributors, Restricted Class Racing Distributors & BilleTech Distributor Kits

DISTRIBUTOR COMPONENTS & TUNE-UP PARTS..... 24-72

Application Guides, Tune-Up Kits, Point, Condensers, Points Eliminators, Modules & Gears

PLUG WIRE SETS & ACCESSORIES 73-117

Ceramic Wire Set, 300+ Wire Sets, Super Stock 5000/4000/3000 Series Wire Sets, Armor Shield Wire Sets, Pro 25 Race Wire Sets & Application Guides

SPARK PLUGS & ACCESSORIES 118-135

Spark Plugs, Application Guide, Cross Reference, Index Washers & Indexing Tool

FUEL INJECTION..... 136-155

Gen 7 Systems, Gen 7+, Thruster EFI, Conversion Kits, Spark/Fuel Kits, Dual Sync Distributors, Intake Manifolds, Fule Injectors, Fuel Pumps, Regulators, Sensors, Components & Software

INDEX..... 156-159

Numerical Lookup



Custom Fit Ceramic Wire Kits

ACCEL now offers the cure for burnt spark plug boots with Extreme 9000 Ceramic wire kits. The 8mm Ferro-Spiral core wire now has ceramic boots on the spark plug end of the wires. Ceramic boots withstand up to 2,000 degrees. Great for running headers with close tolerances, an engine bay with little room, or an RV with boots that melt because of heat. Ultra high temperature double silicone construction wire rated at 600 degrees fahrenheit peak. 500 ohms/ft Ferro-Spiral core developed for performance use. Excellent energy delivery to the spark plugs, while providing the highest level of RFI/EMI suppression. Stainless steel spark plug terminals for maximum spark energy to the plugs. Pre-made to factory lengths for a perfect fit.

Extreme 9000 Custom-Fit Ceramic Wire Kits	Part #
Buick 1986-87 Regal, GN, GNX 3.8L Turbo.....	9028C
Chevy/GMC Truck V8 1975-86 w/HEI	9011C
Chevy/GMC Truck Big Block 396-502 w/HEI.....	9013C
Chevy Small Block 1975-86 wires under valve cover w/HEI.....	9018C
Chevy/GMC 1985 7.4L C,K 25HD-35 H4D cast iron exhaust manifold.....	9019C
Chevy/GMC Truck 1985-97 5.0/5.7L.....	9020C
Chevy/GMC Truck Big Block 1990-95 (Except SS).....	9024C
Camaro/Firebird 1987-92 V8 5.0/5.7L w/TBI.....	9033C
Camaro/Firebird 1993-97 5.7L LT1/LT4 Engines.....	9038C
Chevy/GMC 1996-2000 Vortec V8 5.0/5.7L.....	9042C
Chevy/GMC Truck 1996-2000 7.4L Vortec Engines	9043C
Chevy 1995-2001 Vortec V6 4.3L.....	9044C
1997-2001 Camaro/Firebird/Corvette LS1/LS6 Engines.....	9052C
Chevy/GMC 1999-2002 4.8/5.3/6.0L LS1 Engines.....	9059C
Chevy/GMC 2001-04 C,K 2500HD-3500 Silverado 8.1L.....	9065C
GM Gen 3 LS1/LS6 stock coil boots universal kit.....	9060C
GM Gen 4 LS3/LS4/LS7 Engines.....	9070C
Ford 1983-93 5.0L w/EEC-IV.....	9022C
Ford Mustang/Capri 1993-86 and Ford Truck 1988-98 7.5L	9056C
Dodge Truck 1991-98 5.2/5.9L	9023C
Dodge Truck 1992-2001 3.9L V6.....	9039C
Chrysler/Dodge/Plymouth B, RB Block 361-440 CID (Except HEMI)	9045C

Ceramic Single Wire Replacements

These wire kits make great replacements for that one damaged or cut wire. The single lead allows you to build your own single replacement wire. The ceramic boot is already installed. Simply cut the wire to desired length, install the boot and terminal, and install on your vehicle. These kits include a 60" 8mm Extreme 9000 Ceramic wire with the ceramic boot pre-installed, 90° boots and terminals for points and HEI caps, along with a straight points-style terminal and boot.

Description	Part #
Single Wire Replacement Lead with 180° Ceramic Boot.....	#170900C
Single Wire Replacement Lead with 90° Ceramic Boot	#170901C
Single Wire Replacement Lead with 135° Ceramic Boot.....	#170902C

C-Cut Spark Plugs

ACCEL has improved the ignitability of the spark plug in a new design! ACCEL has always utilized unique electrode grounding designs to improve combustion and create a larger spark.

Benefits Include:

- Allows spark to expand directly above the midpoint of the electrode core – preventing the spark from being shrouded by the ground strap.
- Gives the flame an unblocked area to grow – creates a larger flame front for a more complete burn.
- Reduces excess heat absorption of the electrode and ground strap, also known as the “quenching effect”, which leads to misfiring, rough idle and overall poor performance.
- Produces a larger spark nucleus without having to increase the spark gap.
- Creates a more complete burn of the air-fuel mixture resulting in -Increased performance, improved throttle response, greater fuel efficiency and reduced emissions.

14mm Thread, .460” Reach, Tapered Seat, 5/8ths Hex, Projected Tip, C-Cut ground electrode, Non-Resistor, Set of 40276S-4

14mm Thread, .750” Reach, Flat/Gasket Seat, 5/8ths Hex, Projected Tip, C-Cut ground electrode, Resistor, Set of 40414S-4

14mm Thread, .750” Reach, Flat/Gasket Seat, 5/8ths Hex, Projected Tip, C-Cut ground electrode, Resistor, Set of 40416S-4

14mm Thread, .375” Reach, Flat/Gasket Seat, 13/16ths Hex, Projected Tip, C-Cut ground electrode, Resistor, Set of 40437S-4

14mm Thread, .460” Reach, Tapered Seat, 5/8ths Hex, Projected Tip, C-Cut ground electrode, Resistor, Set of 40574S-4

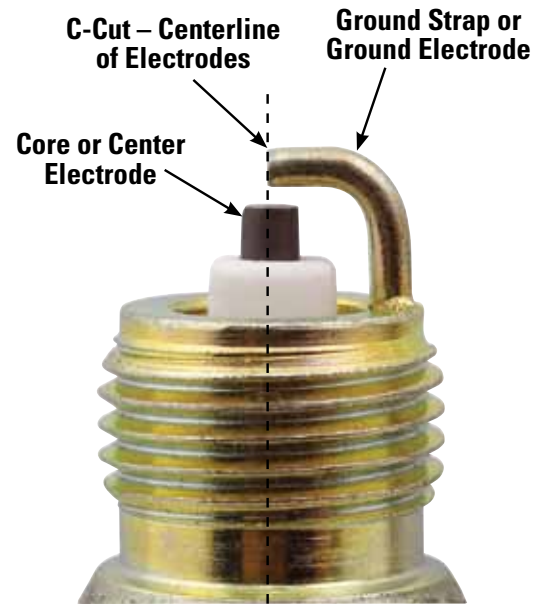
14mm Thread, .460” Reach, Tapered Seat, 5/8ths Hex, Projected Tip, C-Cut ground electrode, Resistor, Set of 40576S-4

Platinum, 14mm Thread, .708” Reach, Tapered Seat, 5/8ths Hex, Projected Tip, Resistor, Sold IndividuallyP526S

14mm Thread, .375” Reach, Flat/Gasket Seat, 13/16ths Hex, Projected Tip, C-Cut ground electrode, Resistor, Set of 88197

14mm Thread, .460” Reach, Tapered Seat, 5/8ths Hex, Projected Tip, C-Cut ground electrode, Resistor, Set of 88198

14mm Thread, .460” Reach, Tapered Seat, 5/8ths Hex, Projected Tip, C-Cut ground electrode, Resistor, Set of 88199



C-CUT DESIGN





NEW 6AX Ignition Box

- LIFETIME WARRANTY!
- High output digital CD multi-spark - more efficient fuel burn!
- Sleek looking - smaller footprint and lighter weight!
- Innovative integrated safeguard technology - protects box from failure!
- Brackets included - will fit existing holes in firewall from older boxes!

Universal Applications.....61210



NEW Energy Booster

- Supercharger or Turbocharged - Late models using single fuse coil circuit, including 2005-13 Ford Mustangs and Custom applications!
- Automatically increases coil output as boost increases - No more spark blowouts!
- Compact design - Can be mounted out of the way!
- Easy installation - Comprehensive instructions included plus tech support availability!

Supercharger and Turbocharged Late Model Applications 383800

ACCEL Import COP Coils

- Now get Legendary ACCEL performance coils for your import vehicle!
- Up to 15% more spark energy – needed when running higher boost pressures!
- Direct replacement for your stock coils!
- Many more applications available soon – check out the ACCEL website for updates!



ACCEL	Make	Liter	Cyl	Applications
140311	Honda	2.0/2.2/2.4L	I4	02-06 ACURA RSX/HONDA CR-V (2.0L); 03-06 HONDA ACCORD/ELEMENT(2.4L); 02-04 CIVIC Si(2.0L); 04-05 S2000 (2.2L)
140505	Mazda/ Ford	2.0/2.3L	I4	04-05 MAZDA 3 (2.0L); 05 MAZDA 6; 05-08 MAZDA TRIBUTE; 05-08 FORD ESCAPE; 03-11 FORD FOCUS; 10 FORD FOCUS EUROPA; 05-08 MERCURY MARINER; 10-13 FORD TRANSIT CONNECT (2.0L)
140078	Scion	1.5L	I4	04-06 SCION Xa; 04-06 SCION Xb; 00-05 TOYOTA ECHO; 09-11 TOYOTA PRIUS; 12 TOYOTA PRIUS C; 06-12 TOYOTA YARIS
140630	Toyota	2.5/2.7L 2.5/3.5/4.0L 4.6/5.0/5.7L	I4 V6 V8	09-11 LEXUS GS350/GS450h (3.5L V6); 10-12 LEXUS GX460 (4.6L V8); 09-12 LEXUS IS250 (2.5L V6) / IS350 (3.5L V6) / LS460 (4.6L V8); 10-12 LEXUS LS600h (5.0L V8); 10-11 LEXUS LX570 (5.7L V8); 11-13 SCION tC (2.5L I4); 10-12 TOYOTA 4 RUNNER (4.0L V6) / CAMRY (2.5L I4) / FJ CRUISER (4.0L V6); 09-12 TOYOTA HIGHLANDER (2.7L I4); 10-11 TOYOTA LAND CRUISER (5.7L V8); 09-12 TOYOTA RAV4 (2.5L I4); 10-12 TOYOTA SEQUOIA (4.6L & 5.7L V8); 11-12 TOYOTA SIENNA (2.7L I4); 10-12 TOYOTA TUNDRA (4.0L V6, 4.6L/5.7L V8); 09-12 TOYOTA VENZA (2.7L I4)
140333	Toyota	2.4L	I4	09-10 PONTIAC VIBE; 10-12 LEXUS HS250h; 05-10 SCION Tc; 02-11 TOYOTA CAMRY; 09-10 COROLLA XRS; 01-07 HIGHLANDER; 09-13 MATRIX; 01-08 RAV4; 02-03 SOLARA
140495	Toyota	2.4/2.7L/4.0L	I4 / V6	03-10 TOYOTA 4RUNNER; 07-09 FJ CRUISER; 06-11 CAMRY; 09-10 COROLLA (2.4L V/OEM #90919-A2001); HILUX (2.7L); 09-12 MATRIX S; 07-08 SOLARA 05-12 TACOMA; 05-10 TUNDRA; 08-12 LEXUS IS F; 08-12 SCION Xb
140074	Toyota	3.0L	V6	03-99 LEXUS ES300; 99-03 RX300; 00-04 TOYOTA AVALON; 01-03 HIGHLANDER/SIENNA; 02-06 CAMRY
140073	Toyota	1.8L	I4	00-02 CHEVY GEO PRIZM; 03-08 PONTIAC VIBE; 00-05 TOYOTA CELICA GT; 03-08 MATRIX; 00-05 MR2 SPYDER
140314	Toyota	1.8L	I4	03-06 PONTIAC VIBE GT; 00-05 TOYOTA CELICA GTS; 05 COROLLA XRS/MATRIX XRS;
140274	VW	1.8L	I4	99-01 AUDI TT; 00-01 AUDI TT QUATTRO; 00-97 AUDI A4; 00 AUDI A8; 00-02 AUDI A8 QUATTRO; 00-04 AUDI A6 QUATTRO; 01-03 AUDI S8; 01-04 AUDI S6; 03-04 AUDI RS6; 99-00 VW BEETLE; 00 VW GOLF/PASSAT GLS; 00-01 VW JETTA; 02-07 VW SHARAN





140001

SuperCoil

Engineered for faster rise time, longer spark duration and increased performance. Unique design with premium grade wire, special low resistance, high turns ratio windings. Produces higher spark energy with breakerless electronic ignition systems. For points applications the supplied 0.85 Ohms ballast resistor must be used in conjunction with the vehicle's original ballast resistor, if so equipped. Oversized molded case with integral cooling fins and high capacity oil filled construction provide high thermal conductivity ensuring cool operation and long life. Extra tall tan Alkyd tower and integral voltage dam eliminate "flashover" to primary terminals. Comes complete with mounting hardware and 0.85 Ohms ballast resistor. Effective to 6,500 RPM.

Specifications

- Primary Resistance 0.7 Ohms
- Secondary Resistance 11.8 k Ohms
- Turns Ratio 70 : 1
- Maximum Voltage 45,000 volts



SuperCoil.....140001

SuperStock Breakerless Electronic Coil

Excellent high performance coil for vehicles that have been converted from points to a breakerless electronic distributor or electronic ignition system, where a canister type oil filled can coil is preferred. Designed with optimized low resistance, high turns ratio windings to work specifically with ACCEL 41, 51, 52, 61 & 71000 Series breakerless electronic replacement distributors. Engineered for higher energy output resulting in quicker starting, improved throttle response and more high RPM power. Special crimped and soldered internal connections ensure positive contacts. High performance tan Alkyd tower provides "flashover" protection to primary terminals. Available in "ACCEL Yellow" or Chrome Plated can.

Specifications

- Primary Resistance 0.7 Ohms
- Secondary Resistance 10.8 k Ohms
- Turns Ratio 113 : 1
- Maximum Voltage 45,000 volts



SuperStock Breakerless Electronic Coil.....8145 / 8145C

SuperStock Points Coil

Excellent high performance replacement for import and domestic vehicles with a canister type oil filled can coil. Re-engineered windings for even higher energy output resulting in quicker starting, improved throttle response and more high RPM power. Designed to work with both points style and breakerless electronic ignition systems. Special crimped and soldered internal connections ensure positive contacts. Heavy duty black Alkyd tower provides "flashover" protection to primary terminals. Available in "ACCEL Yellow" or Chrome Plated can. Effective to 6,500 RPM.

Specifications

- Primary Resistance 1.4 Ohms
- Secondary Resistance 9.2 k Ohms
- Turns Ratio 94 : 1
- Maximum Voltage 42,000 volts



SuperStock Coil.....8140 / 8140C



8145C



8145



8140C



8140

SuperStock High Vibration Coil

Excellent choice for high performance, heavy duty and off-road use. Canister style can coil is completely encapsulated in high temperature epoxy to protect the windings and internal connections from the harsh vibration and impacts that could destroy a typical oil filled canister style can coil. Engineered with special low resistance, high turns ratio windings to produce higher energy output with breakerless electronic ignition systems and replacement distributors. For points applications a 0.85 Ohms ballast resistor (part #150001 not included) must be used in conjunction with the vehicles original ballast resistor, if so equipped. Heavy Duty black Alkyd over-molded tower provides "flashover" protection to primary terminals. Can be mounted in any orientation.

Specifications

Primary Resistance	0.6 Ohms
Secondary Resistance.....	9.5 k Ohms
Turns Ratio.....	123 : 1
Maximum Voltage.....	45,000 volts



SuperStock High Vibration Coil8140HV

RACING COILS

ACCEL Ultra Coil

The Ultra Coil is the highest performance, most flexible coil on the market. Can be used in almost any OEM or aftermarket inductive or capacitive discharge application. It has a maximum voltage rating of 60,000 volts. Variable magnetic density core design ensures that power output does not drop off under load or at high RPM.

Specifications

Maximum Voltage.....	60,000 Volts
Primary Resistance	0.3 Ohms
Secondary Resistance.....	6.5K Ohms
Inductance.....	3mH
Turns Ratio.....	100:1
Peak Current.....	300mA

ACCEL Ultra Coil380876




Heavy Duty Electronic/CD type E-core SuperCoil

High energy heavy gauge windings deliver unmatched performance. Designed to work with both breakerless electronic ignition systems or ACCEL, Mallory, Crane, Holley or MSD capacitive discharge ignition systems. E-core design minimizes inductance losses and maximizes energy output. Special high temperature epoxy resists shock and vibration and provides excellent thermal conductivity. Extruded aluminum heat sink provides maximum cooling to ensure long life. SAE male tower offers greater coil wire retention and protection from arcing. Complete with insulated primary wire connector, universal ACCEL 8.8mm Spiral coil lead and mounting hardware kit.

Specifications – Tested with ACCEL 300+ Ignition

Primary Resistance	0.7 Ohms
Secondary Resistance.....	10.0k Ohms
Turns Ratio.....	70 : 1
Maximum Voltage.....	48,000 volts
Peak Current.....	220 mA
Spark Duration	300 μS

Heavy Duty Electronic / CD type E-core Super Coil 140009





140040

SuperCoils For GM LS1 Based Engines In Truck Applications

These coils feature advanced bobbin technology, highly specialized silicone magnetic steel cores, optimized winding, resistance and turns ratios to deliver 10-15% more energy than the OEM coils. They feature bodies, brackets and towers molded in ACCEL yellow with brass secondary contacts.

- 1999-2006 1/2 and 1 ton GM chassis with 6.0L Engine codes "N" and "U"
- 2001-2006 1/2 ton GM chassis with 5.3L Engine codes "T" and "Z"
- 1999-2000 1/2 and 3/4 ton GM chassis with 5.3L Engine codes "T"
- 1999-2006 1/2 and 3/4 ton GM chassis with 4.8L Engine codes "V"

* Be sure to check your stock coils on your truck or van to make sure they physically match our new Super coils. GM offered several styles of LS1 coils that are not all compatible with each other.

SuperCoils For GM LS1 Trucks.....140040



140043

SuperCoils For GM LS1 Based Engines In Truck Applications

These coils feature advanced bobbin technology, highly specialized silicone magnetic steel cores, optimized winding, resistance and turns ratios to deliver 10-15% more energy than the OEM coils. They feature bodies, brackets and towers molded in ACCEL yellow with brass secondary contacts.

- 1999-2006 1/2 and 1 ton GM chassis with 6.0L Engine codes "N" and "U"
- 2001-2006 1/2 ton GM chassis with 5.3L Engine codes "T" and "Z"
- 1999-2000 1/2 and 3/4 ton GM chassis with 5.3L Engine codes "T"
- 1999-2006 1/2 and 3/4 ton GM chassis with 4.8L Engine codes "V"

* Be sure to check your stock coils on your truck or van to make sure they physically match our new Super coils. GM offered several styles of LS1 coils that are not all compatible with each other.

SuperCoils For GM LS1 Trucks.....140043

SuperCoils For GM LS1 Trucks.....(8-Pack) 140043-8



140011

GM HEI Remote Mount 1984-95 SuperCoil

Engineered with optimized low resistance, high turns ratio windings around an M36 high silicone magnetic steel E-core for higher energy and voltage outputs. Compatible with late model GM computer controlled remote mount HEI systems. Direct bolt-in, plug-in replacement. Brass coil wire contact increases energy transfer and resists corrosion better than aluminum. Complete with new mounting hardware.

Specifications

- Primary Resistance 0.3 Ohms
- Secondary Resistance 8.8 k Ohms
- Turns Ratio 134 : 1
- Maximum Voltage 48,000 volts
- Peak Increase in Energy vs. OE 36%

GM HEI Remote Mount 1984-95 Super Coil140011

GM HEI Remote Mount 1996-2007 SuperCoil

Engineered with optimized low resistance, high turns ratio windings around an M36 high silicone magnetic steel E-core for higher energy and voltage outputs. Compatible with late model GM computer controlled remote mount HEI systems. Direct bolt-in, plug-in replacement. Brass coil wire contact increases energy transfer and resists corrosion better than aluminum. Complete with new mounting hardware.

Specifications

Primary Resistance	0.2 Ohms
Secondary Resistance	6.7 k Ohms
Turns Ratio	92 : 1
Maximum Voltage	48,000 volts
Peak Increase in Energy vs. OE	11%

GM HEI Remote Mount 1996-2007 Super Coil140024



GM Magnavox DIS SuperCoil Pack for 1984-92 Buick V6

Re-engineered to be the only true high performance Magnavox style DIS coil pack for Buick V6 engines. An absolute must for Street/Strip use in Turbo Regals, Grand Nationals, GNX's and the '89 Turbo Trans Am. Compatible with OE computer controlled ignition system as well as a Crane or MSD capacitive discharge DIS ignition systems. Brass contacts increase energy transfer and resist corrosion better than aluminum. High dielectric strength black over molded housing. Complete with mounting hardware and gaskets. Adapter Plate included for 1986-84 applications.

Specifications – Tested with OE Buick coil driver

Primary Resistance	0.7 Ohms
Secondary Resistance	12.3 k Ohms
Turns Ratio	86 : 1
Maximum Voltage	42,000 volts
Peak Increase in Voltage vs. OE	9%
Peak Increase in Arc Duration vs. OE	6%
Peak Increase in Current vs. OE	8%

GM Magnavox DIS Super Coil Pack for 1992-84 Buick V6140016



GM AC/Delco style Super DIS Coil for 1986-2003

Re-engineered to be the only true performance AC/Delco style DIS coil. "Raised Dome" construction, section bobbin technology, highly specialized silicone magnetic steel core, optimized windings, resistance, and turns ratio result in higher energy and voltage outputs, and longer dwell. Compatible with OE computer controlled ignition systems as well as Crane or MSD capacitive discharge DIS ignition systems. Brass contact increases energy transfer and resists corrosion better than aluminum. High dielectric strength "ACCEL Yellow" over molded housing. Packaged as single unit: 4 cyls require 2 coils, 6 cyls require 3 coils and 8 cyls require 4 coils.

Specifications – Tested with OE Buick coil driver

Primary Resistance	0.5 Ohms
Secondary Resistance	8.0 k Ohms
Turns Ratio	75 : 1
Maximum Voltage	45,000 volts
Peak Increase in Voltage vs. OE	10%
Peak Increase in Dwell vs. OE	21%
Peak Increase in Current vs. OE	12%

GM AC/Delco style Super DIS Coil140017





140003

HEI In-Cap 1973-91 SuperCoils

Engineered for higher energy output resulting in quicker starting, improved idle quality, crisper throttle response and more high RPM power. Compatible with both original HEI ignition systems and later model computer controlled HEI systems. No need to remove or re-time distributor. Complete with simplified ground strap, mounting screws, silicone coil gasket and carbon contact brush / spring.

P/N 140003 has red and yellow primary wire.

Typical HEI applications include Chevrolet 90 degree V6 & most V8, Cadillac V8

P/N 140003R has red and yellow primary wire.

Typical HEI applications include Chevrolet 90 degree V6 & most V8, Cadillac V8

P/N 140005 has red and white primary wire.

Typical HEI applications include Buick V6 and V8, Oldsmobile V8, Pontiac V8, 1981-91 Corvette



140003R

Specifications

Primary Resistance	0.5 Ohms
Secondary Resistance	8.6 k Ohms
Turns Ratio	80: 1
Maximum Voltage	45,000 volts
Peak Increase in Voltage vs. OE	18%

See The Electronic Ignition Tune Up Parts Section For Application Listings

HEI In-Cap 1973-91 Super Coils 140003, 140003R & 140005



140013

Brute Thunder HEI In-Cap SuperCoil

Compatible with both original HEI ignition systems and later model computer controlled HEI systems. No need to remove or re-time distributor. Complete with simplified ground strap, mounting screws, silicone coil gasket, low Ohm contact brush / spring and ACCEL tan coil cover. Effective to over 9,000 RPM. For the ultimate in HEI in-cap performance, use ACCEL's ultra high performance HEI 4-pin module p/n 35367.

P/N 140013 has red and yellow primary wire.

Typical HEI applications include Chevrolet 90 degree V6 & most V8, Cadillac V8

P/N 140015 has red and white primary wire.

Typical HEI applications include Buick V6 and V8, Oldsmobile V8, Pontiac V8, 1981-91 Corvette

Note: 1984-91 Corvettes with digital tachometers may require the use of the standard OE high resistance carbon contact brush.

Specifications – Tested with OE Buick coil driver

Primary Resistance	0.3 Ohms
Secondary Resistance	8.8 k Ohms
Turns Ratio	134 : 1
Maximum Voltage	48,000 volts
Energy at idle	208mJ
Energy at 3,600 RPM	46mJ
Peak Increase in Voltage vs. OE	29%

See The Electronic Ignition Tune Up Parts Section For Exact Application Listings

BruteThunder HEI in-cap Super Coil 140013 & 140015

Late Model Ford Supercoids

These coils feature advanced bobbin technology, highly specialized silicone magnetic steel cores, optimized winding, resistance, and turns ratios to deliver 10-15% more energy than the OEM coils. Specialized high temperature epoxy resists shock and vibration, while increasing thermal conductivity. These are direct replacements for OEM coils. Bodies and/or secondary towers molded in ACCEL yellow.

1998-2008 Ford 4.6L/5.4L/6.8L modular 2 valve direct fire engines..... 140032
8-Pack..... 140032-8

Specifications
 Primary Resistance 0.66 Ohms
 Secondary Resistance..... 6.1 k Ohms
 Turns Ratio..... 61 : 1
 Maximum Voltage..... 26,000 volts

2004-2008.5 Ford 4.6L/5.4L modular 3 valve direct fire engines..... 140033
8-Pack..... 140033-8

Specifications
 Primary Resistance 0.60 Ohms
 Secondary Resistance..... 5.4 k Ohms
 Turns Ratio..... 77.7 : 1
 Maximum Voltage..... 28,000 volts

2005-2013 Ford 4.6L/5.4L/6.8L modular 3 valve direct fire engines V8/V10 140033E
8-Pack..... 140033E-8

Specifications
 Primary Resistance 0.60 Ohms
 Secondary Resistance..... 6.01 k Ohms
 Turns Ratio..... 75 : 1
 Maximum Voltage..... 21,000 volts

1997-2008 Ford 4.6L/5.4L modular 4 valve direct fire engines..... 140034
8-Pack..... 140034-8

Specifications
 Primary Resistance 0.60 Ohms
 Secondary Resistance..... 6.01 k Ohms
 Turns Ratio..... 75 : 1
 Maximum Voltage..... 21,000 volts



TECH TIP:

Use dielectric grease when making any electrical connections to help promote a better seal and inhibit corrosion.





Late Model Ford Supercoils

These coils feature advanced bobbin technology, highly specialized silicone magnetic steel cores, optimized winding, resistance, and turns ratios to deliver 10-15% more energy than the OEM coils. Specialized high temperature epoxy resists shock and vibration, while increasing thermal conductivity. These are direct replacements for OEM coils. Bodies and/or secondary towers molded in ACCEL yellow.

Coyote 5.0L

**Ford 2011-2013 F150, Mustang 5.0L Coyote Motor V8 140060
8-Pack.....140060-8**

Specifications

Primary Resistance55 Ohms
Maximum Voltage 38,000 volts

L4 & V6

Specifications

Primary Resistance55 Ohms
Maximum Voltage 38,000 volts

**Ford/Lincoln/Mercury 2007-2013 2.5/3.0/3.5/3.7L L4/V6..... 140061
6-Pack.....140061-6**

Ford EEC-IV 1984-98 SuperCoil

Engineered with optimized low resistance, high turns ratio windings around an M36 high silicone magnetic steel E-core for higher energy and voltage outputs. Results in quicker starts, improved idle quality, crisper throttle response and more high RPM power. Compatible with late model Ford EEC-IV computer controlled ignition system equipped with a TFI distributor. Direct OEM replacement. Can also be used with an ACCEL, Mallory, Crane, Holley or MSD capacitive discharge ignition system. Special high temperature epoxy resists shock and vibration, while increasing thermal conductivity. Brass coil wire contact increases energy efficiency and resists corrosion better than aluminum. High dielectric strength ACCEL Yellow over-molded housing.



Specifications

Primary Resistance 0.2 Ohms
Secondary Resistance 8.8 k Ohms
Turns Ratio 132 : 1
Maximum Voltage 48,000 volts
Peak Increase in Energy vs. OE 37%
Peak Increase in Voltage vs. OE 23%

Ford EEC-IV 1984-98 SuperCoil 140012

Ford Street/Strip 1973-85 Canister Dura-Spark Style Racing Coil

Excellent high performance replacement for Ford vehicles equipped or retro-fitted with Dura-Spark ignition systems and canister type oil filled can coil. The primary terminals exactly match the OE Ford Dura-Spark coil so the "horseshoe" style connector fits perfectly, with no need to cut or splice your vehicle's wiring. Can also be used with an ACCEL, Mallory, Crane, Holley or MSD capacitive discharge ignition system. Special windings engineered for maximum energy output resulting in increased high RPM power, quicker starting and improved throttle response. Special crimped and soldered internal contacts, spring load windings and silica steel core eliminate vibration-induced failures. High performance tan Alkyd tower provides "flashover" protection to primary terminals. Gloss black can finish. Effective to 8,500 RPM.



Specifications

Primary Resistance	1.4 Ohms
Secondary Resistance	7.3 k Ohms
Turns Ratio	65 : 1
Maximum Voltage	45,000 volts

Ford Street / Strip 1973-85

Canister Dura-Spark style Racing coil	140207
---	--------

All coil resistance specifications shown are nominal +/- 10%

Ford Super EDIS Coil Packs

These coils feature advanced bobbin technology, highly specialized silicone magnetic steel cores, optimized winding, resistance and turns ratios to deliver 10-15% more energy than OEM coils. Specialized high temperature epoxy resists shock and vibration, while increasing thermal conductivity. These are direct replacements for OEM coils. Must use factory firing order. Bodies and/or secondary towers molded in ACCEL yellow with brass secondary contacts.



2000-2010 4.0L; 1998-2000 3.0L	140035
1994-2000 3.8L; 1996-1997 3.0L	140036

Ford Super EDIS Coil Pack

Engineered to be the only true performance Ford 4-tower style EDIS coil. Advanced bobbin technology, highly specialized silicone magnetic steel core, optimized winding, resistance, and turns ratio result in higher energy and voltage outputs, and longer arc duration. Direct OEM replacement. Must use factory firing order. Compatible with Ford EDIS computer controlled ignition system as well as Crane or MSD capacitive discharged (CD) DIS ignition systems. Special high temperature epoxy resists shock and vibration, while increasing thermal conductivity. Secondary towers molded in high dielectric strength ACCEL Yellow. Packaged as single unit; 4 cyls require 1 coil pack, "twin plug" 4 cyls require 2 coil packs and 8 cyls require 2 coil packs. Not suitable for some late 1999 applications.

Specifications – Tested with Ford EDIS system

Primary Resistance	0.5 Ohms
Secondary Resistance	11.6 k Ohms
Turns Ratio	85 : 1
Maximum Voltage	42,000 volts
Peak Increase in Energy vs. OE	11%
Peak Increase in Voltage vs. OE	8%
Peak Increase in Arc Duration vs. OE	7%
Peak Increase in Current vs. OE	9%



Ford Super EDIS Coil pack for 1988-03	140018
---	--------

All coil resistance specifications shown are nominal +/- 10%



COP SuperCoil

ACCEL Coil on Plug coils, C.O.P. for short, have up to 15% more spark energy than their OEM counterparts. They use advanced bobbin technology, a highly specialized silicone magnetic steel core and optimized windings with engineered turn ratios to achieve this outstanding performance. They are manufactured with high temperature epoxy which resists shock and vibration while increasing thermal conductivity. This means increased throttle reponse, maximized fuel mileage and over better performance for your vehicle.

2003-2005 5.7L Hemi V8..... **140037**
 2003-2005 5.7L Hemi V8..... **(8-Pack) 140037-8**

Specifications

Primary Resistance47 Ohms
 Secondary Resistance..... 6.1 k Ohms
 Maximum Voltage..... 37,000 volts

2005-2012 5.7/6.1/6.4L Hemi V8 **140038**
 2005-2012 5.7/6.1/6.4L Hemi V8 **(8-Pack) 140038-8**

Specifications

Primary Resistance425 Ohms
 Maximum Voltage..... 33,000 volts



Chrysler/Dodge/Plymouth SuperCoils

These coil feature advanced bobbin technology, highly specialized silicone magnetic steel cores, along with optimized winding, resistance and turns ratios to delivery 10-15% more energy than the OEM coils. Specialized high temperature epoxy resists shock and vibration, while increasing thermal conductivity. These are direct plug replacements for OEM coils. They feature bodies and/or secondary towers molded in ACCEL yellow and feature brass secondary contacts (except direct fire coil on plug applications).

1995-97 Chrysler/Dodge/Plymouth/Mitsubishi
 4 cylinder DIS (round pin contacts)..... **140026**

1998-2003 Chrysler/Dodge/Plymouth/Jeep/Mitsubishi
 4 cylinder DIS..... **140027**

Dodge "Magnum" Truck/Jeep 1990-97 SuperCoil

Engineered with optimized low resistance, high turns ratio windings around an M36 high silicone magnetic steel C-core for higher energy and voltage outputs. Results in quicker starts, improved idle quality, crisper throttle response and more high RPM power. Compatible with late model Dodge/Jeep J-TEC computer controlled ignition system and MOPAR Performance ignition computers. Direct bolt-in, plug-in replacement. Can also work with an ACCEL, Mallory, Crane, Holley or MSD capacitive discharge ignition systems. Special high temperature epoxy resists shock and vibration, while increasing thermal conductivity. Brass coil wire contact increases energy transfer efficiency and resists corrosion better than aluminum. High dielectric strength "ACCEL Yellow" over molded housing.

Specifications

Primary Resistance	1.0 Ohms
Secondary Resistance	12.7 k Ohms
Turns Ratio	76 : 1
Maximum Voltage	42,000 volts
Peak Increase in Current vs. OE	17%
Peak Increase in Arc Duration vs. OE	23%
Peak Increase in Dwell vs. OE	36%



Dodge "Magnum" Truck / Jeep 1990-97 Super Coil.....140021

SuperStock for 1979-92 Chrysler/Dodge/Plymouth

Excellent high performance replacement for 1979 and later vehicles with a canister type oil filled can coil. Exact duplicate of OE spark plug style secondary contact inside tower. No need to replace or custom make coil wire leads. Re-engineered windings for even higher energy output resulting in quicker starting, improved throttle response and more high RPM power. Designed to work with OE ignition systems and MOPAR Performance ignition computers. Special crimped and soldered internal connections ensure positive contacts. Heavy duty tan Alkyd tower provides "flashover" protection to primary terminals. Can finished in "ACCEL Yellow".

Specifications

Primary Resistance	1.4 Ohms
Secondary Resistance	9.2 k Ohms
Turns Ratio	94 : 1
Maximum Voltage	42,000 volts



SuperStock for 1992-79 CHRYSLER/DODGE/PLYMOUTH applications with canister style coil8140M

All coil resistance specifications shown are nominal +/- 10%

Honda SuperCoil

The ACCEL SuperCoil for 1991-2002 Honda and Acura features an advanced bobbin technology, highly specialized silicone magnetic steel core, optimized winding resistance and turns ratios to deliver 10-15% more energy than the OEM ignition coils. It also includes a specialized high temperature epoxy that resists shock & vibration while increasing thermal conductivity.

SuperCoil High Output - Honda/Acura11076

Fits models with internal distributor coils only.



140006



GM TPI Coil Cover for 140003 / 140005 HEI In-Cap SuperCoils

Replaces stock TPI coil cover plate to provide clearance for HEI in-cap Super Coil. Finned aluminum casting design integrates perfectly with TPI intake manifold. Attaches with OE bolts. Fits 1985-91 GM 5.0L/5.7L TPI engines.

GM TPI Coil Cover for
140003 / 140005 HEI In-Cap Super Coils140006

8343



GM HEI In-Cap Coil Cover Kit

Includes injection molded tan coil cover for matching ACCEL's tan high performance HEI distributor cap and rotor kit p/n's 8122 and 8131. Includes OE style black molded wire hold down ring for maximum retention of OE style nipple top distributor boots.

GM HEI In-Cap Coil Cover Kit8343

150101



Chrome Coil Brackets

- Simplify mounting high performance coils or relocate stock coils
- Allows mounting coil away from engine for improved cooling
- Heavy chrome plated steel stampings
- Includes all mounting hardware

For 140108, 8140, 8140C, 8140M,
8145, 8145C Coils (2-1/8" Diameter)150101

ACCEL HEI Battery and Tachometer Pigtail Connector

Finally, a Dual HEI Connector for GM HEI "Coil In-Cap". The Dual HEI Connector helps clean up your engine bay by eliminating the use of single spade connectors to make battery and tachometer connections. Also holds the 12 volt and tachometer wires securely in place. Made from a hi-temperature durable plastic to withstand all extreme conditions of an engine bay. The easily seen red and green wires identify battery and tachometer. 10" long.




HEI Battery and Tachometer Pigtail Connector 170072

Adapter Harness

Allows you to directly plug-in an ACCEL p/n 140021 Super coil or Accel 300+ Ignition System p/n 49328 into a 1998 to 2002 Dodge Truck / Jeep equipped with a distributor and the new light grey Yazaki wiring harness coil connector. No cutting or splicing required.

140021AH



Adapter Harness 140021AH

Adapter Harness

Allows you to install an ACCEL High Performance Universal Coil in a late model Ford vehicle with an EEC-IV ignition system or in a late model GM vehicle with a HEI remote mount coil ignition system without cutting or splicing the vehicle's wire harness.

140022



Adapter Harness 140022



STREET BILLET PERFORMANCE Electronic Breakerless Distributor

- Ready to run, self-contained electronic breakerless design
- 12-volt breakerless 6.5 Amp dwell control module
- CNC-machined billet 6061-T6 aircraft grade aluminum housing
- Centerless ground steel shaft with upper and lower Oil Lite bushings
- Easy access top mount fully adjustable and lockable mechanical advance with nylon pads to ensure long term smooth operation
- Adjustable vacuum advance, with lockout insert for mechanical advance only operation
- Male HEI tower distributor cap with wire retainer injection molded in GE Valox glass reinforced material for both high strength & high dielectric properties. Brass inserts for excellent long term high conductivity
- Convertable to traditional style female points tower by using ACCEL p/n 8120 cap & rotor kit
- Easy 3-wire hookup with isolated ground circuit and weather tight connector
- Steel alloy drive gear, compatible with either flat tappet or hydraulic roller camshafts
- Race-proven high output magnetic pick assembly
- Recommended electronic breakerless coils with 0.7 Ohms or less of primary resistance; ACCEL p/n's; 8145, 8145C, 8140HV, 140001 or 140008
- Compatible with CD ignition systems

STREET BILLET application coverage

Part #	Application
52100.....	All Std. Deck Height Chevrolet V8 engines (except 348 & 409)
52102.....	1955-81 Pontiac 301, 326, 350, 389, 400, 421, 428 & 455 engines (except 1973-74 Super Duty 455)
52103.....	1964-90 Oldsmobile 260, 307, 330, 350, 400, 403, 425 & 455 engines
52108.....	Holden V8 253, 304 & 308 engines
52200.....	1958-76 Ford 332, 352, 360, 390, 410, 427 & 428 "FE" engines
52201.....	1962-80 Ford 221, 255, 260, 289, 302 & 302 Boss engines
52202.....	1968-95 Ford 351C, 351 Boss, 351M, 400, 429 & 460 engines
52204.....	1969-80 Ford 351W engines
52300.....	1959-79 Chrysler/Dodge/Plymouth 413, 426, 440 "RB" & Hemi engines
52301.....	1965-1993 Chrysler/Dodge/Plymouth 273, 318 (1967 - later) 340 & 360 "LA" engines (except Dodge "Magnum" 5.2L/5.9L engines)
52302.....	1958-79 Chrysler/Dodge/Plymouth 350, 361, 383 & 400 "B" engines

Can be converted to traditional female socket points style by using ACCEL tan #8120 Cap and Rotor Kit, or ACCEL black #8124 Cap and Rotor Kit.

REPLACEMENT PARTS FOR ALL STREET BILLET DISTRIBUTORS

Cap	120405
Rotor.....	130405
Module.....	35372
Vacuum Advance.....	31034
Blue and White Magnetic Pickup Coil.....	31086
Harness	41331

These colored caps and rotors are also available as a separate kit
Tan...8348 Blue...8348B Red...8348R Black...8348K



Performance Replacement Distributor for the GM Opti-Spark II

Perfect replacement for OE unit featuring:

- Polished aluminum housing with heavy duty Oil lite bushings
- High dielectric strength glass reinforced cap
- Epoxy over mold and brass contacts with balanced rotor, cross flow vent design
- Pin drive shaft seals and installation hardware

Performance Replacement Distributor for the GM Opti-Spark II59125

APPLICATIONS

- 1994-1/2 to '96 Chevrolet Caprice 4.3L/5.7L and Impala SS 5.7L LT1 V8
- 1994-1/2 to '96 Buick Roadmaster 5.7L LT1 V8
- 1994-1/2 to '96 Cadillac Fleetwood 5.7L LT1 V8
- 1995-97 Chevrolet Camaro 5.7L LT1/LT4 V8
- 1995-96 Chevrolet Corvette 5.7L LT1/LT4 V8
- 1995-97 Pontiac Firebird 5.7L LT1/LT4 V8



TECH TIP:

When plugging in any newer style multi pin connectors it a good idea to inspect the pins in the female part of the connector for damage. Making this a habit can sometimes save hours of troubleshooting.



ACCEL BilleTech™ Distributors

ACCEL BilleTech™ late model replacement distributors are the perfect replacement for the factory distributor in your late model car or truck. All BilleTech™ distributors feature:

- 6061 T6 Billet aluminum housing
- Centerless ground steel shaft
- 10,000 RPM bearing upper with oil lite bushing lower
- ACCEL performance electronic pick up and module (where noted)
- High dielectric strength cap, balanced rotor for trouble free performance
- Brass cap contacts for superior conductivity
- Iron or Steel distributor gear compatible with flat tappet cams and OEM hydraulic roller camshafts
- May be used with an ACCEL, Mallory, Crane, Holley or MSD capacitive discharge ignition system



60107C



60109

BilleTech™ Performance Distributors			
Part #	Application	Cap & Rotor	Module
60107C	Chevrolet V8 engines with HEI and vacuum advance, standard deck height complete ready to run, with performance coil (red & yellow leads), vacuum advance lock out kit and performance 4-pin module with rev limiter control	8122	35373
60109	Chevrolet V8 engines with HEI/EST remount mount coil applications include 1987-93 Cars and 1987-95 Trucks (Superceeds 60110)	8132	35362
60114	Chevrolet V6 262 (4.3L) engines with HEI/EST remote mount coil 1985-93 GM cars and 1986-95 GM trucks	8133	35362
60115	Chevrolet V6 Vortec truck with corrected flat cap including 1995-2007 4.3L engines	120142 cap & 130141 rotor	n/a
60116	Chevrolet V8 Vortec truck with corrected flat cap including 1996-2003 5.0L / 5.7L / 7.4L engines 1996-2002 7.4L	120141 cap & 130141 rotor	n/a
60201M	Ford 5.0L engines with TFI module mounted on distributor applications include 1986-93 Mustang with automatic transmission	8234	35368 / 35369
60201R	Ford 5.0L engines with remote mounted TFI module, applications include 1991-93 Thunderbird, 1994-95 Mustang, 1992-96 Trucks	8234	n/a
60204A	Ford 5.8L engines with TFI module mounted on distributor applications include 1994 Mustang Cobra R, 1985-97 Trucks	8234	35368



60115



60116



60201M

LEGAL IN ALL
50 STATES AS
REPLACEMENT
PART!

Performance Replacement Distributors For GM

The perfect choice for your daily driver or street machine.

These distributors feature:

- High Performance ACCEL Electronics
- New components - housings are either new castings or turned from Billet stock
- Centerless ground shaft, oil lite bushings
- High dielectric strength cap, balanced rotor
- Male tower distributor cap with brass cap and rotor contacts
- Iron or Steel distributor gear
- Direct plug in replacement with factory type connectors for plug and play easy installation
- Uses 35361 module, page 33

LEGAL IN ALL
50 STATES AS
REPLACEMENT
PART!



Performance Replacement™ Distributors		Replacement	
Part #	Application	Cap	Rotor
59102	Buick V8 215, 300, 340 and 350 engines with HEI and vacuum advance	120128	130120
59103	Buick V8 400, 430 and 455 engines with HEI and vacuum advance	120128	130120
59107	Chevrolet All V8 Engines (except 348, 409) with HEI, standard deck height	120128	130120
59107C	Chevrolet All V8 Engines (except 348, 409) with HEI, standard deck height Complete with coil and coil cover. (red cap)	120128	130120
59110	Chevrolet V6 262 (4.3L) engines with HEI and vacuum advance	8129 cap & rotor kit	
59113	Oldsmobile V8 260-455 engines with HEI and vacuum advance (except 1975-76 Toronado)	120128	130120
59118	Pontiac V8 301-455 engines with HEI and vacuum advance (except 1973-74 Firebird/Trans Am Super Duty)	120128	130120
59120	Cadillac V8 368, 425, 472, 500 engines with HEI and vacuum advance	120128	130120

Billet Replacement Distributors

Without in-cap coil

Complete ready-to-run with in-cap coil and dust cover

Red.....59107RED

Black59107BLK

These colored caps and rotors are also available separately:

Tan.....8122

Red.....8122R

Black8123

Restricted Class Racing HEI

ACCEL also offers an additional HEI distributor for Stock or restricted classes which require using a stock type HEI distributor. This unit is ready to run, complete with ACCEL Brute Thunder coil part #140013 and ACCEL high performance module part #35367.

ACCEL Mechanical Advance Only, All Chevy V8 (with coil)
except 348, 409, tall deck9107D

ACCEL Vacuum Advance, All Chevy V8 (without coil)
except 348, 409, tall deck9107





Performance Replacement Distributors For Ford

The perfect choice for your daily driver or street machine.

These distributors feature:

- High Performance ACCEL Electronics
- New components - housings are either new castings or turned from Billet stock
- Centerless ground shaft, oil lite bushings
- High dielectric strength cap, balanced rotor
- Male tower distributor cap with brass cap and rotor contacts (screw mounted wire retainer for the ultimate plug wire retention)
- Iron or Steel distributor gear
- Direct plug in replacement with factory type connectors for plug and play easy installation

LEGAL IN ALL 50 STATES AS REPLACEMENT PART!

Performance Replacement™ Distributors		Replacement	
Part #	Application	Cap	Rotor
59205	Ford passenger cars with single vacuum advance 1974-79 351C/M, 400, 460 Ford Trucks with single vacuum advance 1974-87 351M, 400, 460*	120404	130404
59206	Ford passenger cars with single vacuum advance 1974-80 302 Ford Trucks with single vacuum advance 1974-80 302*	120404	130404
59207	Ford passenger cars with single vacuum advance 1981-85 5.0L Ford Trucks with single vacuum advance 1981-87 5.0L##	120404	130404

* Requires spark plug wire set with male tower distributor terminals, such as same engine application for 1977 and newer. See the ACCEL spark plug wire application guide for exact part #'s.

##Includes the proper distributor drive gear for flat tappet and hydraulic roller camshafts. AMC/Ford Distributors use P/N 130504 cap adapter and P/N 130604 wire retainer.

For a complete line of large diameter racing distributors, crank triggers, and racing ignition systems, consult your Mallory catalog.



Performance Replacement Distributors For Chrysler/Dodge/Plymouth/AMC

The perfect choice for your daily driver or street machine.

These distributors feature:

- High Performance ACCEL Electronics
- New components - housings are either new castings or turned from Billet stock
- Centerless ground shaft, oil lite bushings
- High dielectric strength cap, balanced rotor
- Male tower distributor cap with brass cap and rotor contacts (AMC Models feature screw mounted wire retainer for the ultimate plug wire retention)
- Direct replacement with factory type connectors for "plug and play" easy installation

LEGAL IN ALL 50 STATES AS REPLACEMENT PART!

Performance Replacement™ Distributors		Replacement	
Part #	Application	Cap	Rotor
59101	AMC 1978-79 304* Jeep Pickup, Wagoneer, CJ Series 1989-78 304, 360, 401	120404	130404
Part #	Application	Cap & Rotor	
59300	Chrysler/Dodge/Plymouth V8 1959-79 413-440 "RB" engines and 426 Street HEMI engines (Except Lean Burn)	8320	
59301	Chrysler/Dodge/Plymouth V8 1965-96 273, 318(1967-later) 340, 360 "LA" engines.	8320	
59302	Chrysler/Dodge/Plymouth V8 1958-79 350-400 "B" engines (Except Lean Burn)	8320	

For a complete line of large diameter racing distributors, crank triggers, and racing ignition systems, consult your Mallory catalog.

Includes BilleTech Distributor, 48,000 Volt Coil and Set of Ceramic Boot Spark Plug Wires

Are you looking for the ultimate power package for your late model GM Vortec V6 & V8 engine? ACCEL has the answer with the CNC-machined aluminum Vortec Distributor, Super Stock Coil and ceramic plug wires. Not only does this system offer the best durability, it will give more power to the plugs resulting in better performance and gas mileage. These are great upgrades for off-roading, towing and street performance.

BilleTech distributors are built with an aircraft grade aluminum housing that makes it an excellent upgrade from the original problem prone-plastic OE distributor which is subject to cracking at high rpm, causing poor idle and power loss. The super strong steel shaft and special bearings help ensure long life and durability. High performance cap and rotor included.

- 1996-01 4.3L V6 Vortec engines with flat cap#VT1
- 1996-02 5.0L, 5.7L Vortec engines with flat cap.....#VT2
- 1996-02 7.4L Vortec engines with flat cap.....#VT3



Distributor

- 1996-01 4.3L V6#60115
- 1996-02 5.0L / 5.7L / 7.4L V8#60116

Coil

The Super Stock coil features 48,000 volts and is a direct replacement coil for the factory unit, no special brackets needed. Improvements will be noticed through out the RPM range due to the longer spark duration which helps keep the plugs clean and offers better performance. The black E-coated housing prevents corrosion while the yellow body lets you know it's a genuine ACCEL performance coil.

- 1996-04 Vortec V6 and V8 engines
with a single coil#140024




Wires

The ACCEL ceramic boot spark plug wires are made to handle any towing, off-roading or hard work you can put them through. The custom fit wires require no cutting or splicing. The low resistance wires are a great upgrade from the factory wires and offer improved throttle response. A special core allows them to be used with aftermarket stereo systems w/o causing radio interference. The ceramic spark plug boots can withstand high temps underhood caused by aftermarket headers.

- 1996-01 4.3L Vortec V6 engines
(exc 1999 and later full size pickups).....#9044C
- 1996-01 5.0L & 5.7L V8 Vortec engines.....#9042C
- 1996-00 7.4L V8 Vortec engines.....#9043C





Caps, Rotors, Points & Condensers For Racing Distributors

High performance ignition systems place severe demands on distributor caps and rotors. Extremely high voltage, high RPM, and high underhood temperatures can take their toll. Heavy spring tension, required to prevent "points float", can wear away the rubbing block and deform its arms and brackets. High current generated by racing coils can arc across the contacts as they open. Condensers can become very hot. It's an extremely demanding environment.

For over 35 years, ACCEL has been manufacturing distributor caps, rotors, points, and condensers for a multitude of racing and street performance applications. With this experience, ACCEL engineers have continuously improved the materials and manufacturing, keeping us ahead of the competition.


ACCEL Tune-Up Parts for racing and street performance distributors are unequalled in precision, quality, reliability, and durability.

ACCEL Automotive									
Distributor Model	Hi-Perf. Cap & Rotor Kit	Hi-Perf. Pts/ Cond Kit 32oz.	Racing Pts/ Cond Kit 48oz.	High Perf. Standard Height Cap	High Perf. Standard Height Rotor	High Perf. Large Diameter Cap	Racing Points 48oz.	High Perf. Points 32oz.	Condenser w/ Bracket
All 20000 Series	•	•	8329	120123	130116	•	110129	110128	100107
All 29000 Series	•	•	•	120323	130316	•	•	•	•
All 30000 Series	•	•	8329	120123	130116	•	110129	110128	100107
All 34000 Series	8320	8328	•	120326	•	•	•	110228	100107
All 35000 Series	8330	•	•	120323	130316	•	•	•	•
All 37000 Series	8330	•	8329	120323	130316	•	110129	110128	100107
All 39000 Series	8330	•	•	120323	130316	•	•	•	•
All 41000 Series	8320	•	•	120326	•	•	•	•	•
All 43000 Series	8330	•	•	120323	130316	•	•	•	•
All 44000 Series	8330	•	•	120323	130316	•	•	•	•
All 45000 Series	•	•	8329	•	•	120223	110129	110128	100107
All 46000 Series	•	•	•	•	•	120223	•	•	•
All 48000 Series	•	•	•	•	•	120223	•	•	•
All 51000 Series	8320	•	•	120326	•	•	•	•	•
All 61000 Series	8320	•	•	120326	•	•	•	•	•
All 71000 Series	8342	•	•	120403	130402	•	•	•	•
All 52 Series	•	•	•	120405	130405	•	•	•	•

High Performance Distributor Caps & Rotors

- ACCEL's precision-ground, highly polished compression and injection molding equipment for superior quality
- High performance 60kV-rated tan alkyd molding compound (mineral filled polyester for late model Ford & GM parts) for superior protection from "arc-thru" and crossfire
- Compression molded caps are stress-relieved immediately after molding in special fixtures to ensure dimensional stability
- High conductivity, corrosion resistant brass or copper inserts and stainless steel rotor springs provide unrestricted spark energy flow
- Heavy-Duty Black or Grey Caps and Rotors are also offered for less demanding applications

**See application chart for specific applications*



Ford V8 EEC-IV Cap & Rotor Kit P/N 8234
Available in Heavy Duty Grey with Brass Inserts



Replacement Cap & Rotor Kit for GM Opti-Spark II Distributors

- High dielectric strength, glass reinforced cap
- Epoxy over mold and brass contacts with balanced rotor
- Cross flow vent design

Replacement cap & rotor kit for GM Opti-Spark II distributors.....8136

APPLICATIONS

- 1994-1/2 to '96 Chevrolet Caprice 4.3L/5.7L and Impala SS 5.7L LT1 V8
- 1994-1/2 to '96 Buick Roadmaster 5.7L LT1 V8
- 1994-1/2 to '96 Cadillac Fleetwood 5.7L LT1 V8
- 1995-97 Chevrolet Camaro 5.7L LT1/LT4 V8
- 1995-96 Chevrolet Corvette 5.7L LT1/LT4 V8
- 1995-97 Pontiac Firebird 5.7L LT1/LT4 V8



High Performance Honda/Acura Transparent Distributor Caps

- Clear Polymer Distributor Cap with all brass terminals allows you to see the spark
- Kit includes: 1 cap and 2 rotors and covers all applications below


High Performance Honda/Acura Clear Distributor Cap11069

APPLICATIONS

- 92-93 Acura Integra RS/LS/GS/GSR
- 94-00 Acura Integra RS/LS/GS
- 90-91 Honda Accord 2.2L (V-TEC)
- 98-00 Honda Accord DX 2.3L (V-TEC)
- 92-95 Honda Civic/ALL (V-TEC)
- 96-00 Honda Civic/ALL (V-TEC)
- 97-00 Honda CR-V 2.0L
- 93-97 Honda Del Sol ALL

TECH TIP:

From time to time it's a good idea to check the fit of your ignition wires on your cap as well as your plugs. Arcing and moisture intrusion can be caused by poor fitting boots.



Truck / SUV / Jeep

Applications covering Chevrolet, Dodge, Ford, GMC, and Jeep late model 6 & 8 cylinder engines.

- Ceramic boot 8mm wires - boots withstand up to 2000° Fahrenheit and black double silicon wire will withstand up to 600° Fahrenheit. (Some in-line 6 cylinder applications use 5000 series wire sets where extreme heat is not a problem.)
- Kits contain the finest caps and rotors available - which are precision molded in impact resistant high dielectric strength compounds with brass or copper inserts.
- Race proven copper core spark plug included FREE with every kit! Kits which have the HP suffix come with ACCEL shorty header plugs!



#TST24

Includes: 9023C Ceramic wire, 120329 Cap, 130328 Rotor, 0786-4 Spark Plugs

EVERYTHING YOU NEED TO SUPER TUNE YOUR PICKUP TRUCK, VAN OR SUV!



ACCEL Truck Super Tune-Up (TST) Kits Applications

Part #	Years	CYL	Engine	Notes
Chevrolet, GMC & Cadillac Truck, Van & SUV				
TST1	1996-01	6	4.3L 262	Vortec
TST2HP	1987-95	6	4.3L 262	Throttle Body Injection
TST3	1996-00	8	5.0L 305	Vortec
	1996-00	8	5.7L 350	Vortec
TST4HP	1987-95	8	5.0L 305	Throttle Body Injection
	1987-95	8	5.7L 350	Throttle Body Injection
TST6	1996-00	8	7.4L 454	Vortec
TST7	1990-95	8	7.4L 454	Throttle Body Injection
	1990-91	8	7.4L 454 SS	Throttle Body Injection
Dodge Truck, Van & SUV				
TST10	1992-02	6	3.9L 239	Magnum Fuel Injection
TST24	1999-01	8	5.2L 318	Magnum Fuel Injection
	1999-02	8	5.9L 360	Magnum Fuel Injection
TST11	1992-98	8	5.2L 318	Magnum Fuel Injection
	1993-98	8	5.9L 360	Magnum Fuel Injection

Part #	Years	CYL	Engine	Notes
Ford Truck, Van & SUV				
	1988-97	8	7.5L 460	Fuel Injection
TST15	1985-88	8	5.0L 302	Fuel Injection
	1988-97	8	5.8L 351W	Fuel Injection, Push-on Rotor
	1984-87	8	5.8L 351W	Carb w/ EEC-IV
Jeep				
TST16	1994-99	6	4.0L 242	H.O. Fuel Injection
TST17	1991-93	6	4.0L 242	H.O. Fuel Injection
TST21	1987-90	6	4.0L 242	EFI
TST18	1993-99	8	5.2L 318	Magnum Fuel Injection
	1997-98	8	5.9L 360	Magnum Fuel Injection
	1997-98	8	5.9L 360	Magnum Fuel Injection

Truck Super Tune-Up Kit

Chevrolet/GMC 1996-2005 4.3L Vortec V6

#TST1



Includes: 9044C Ceramic wire, 120142 Cap, 130141 Rotor, 0526-4 Spark Plugs

Truck Super Tune-Up Kit

Chevrolet/GMC 1987-1995 4.3L TBI V6

#TST2HP



Includes: 9031 Extreme wire, 8133 Cap/Rotor, 0576S-4 Spark

Truck Super Tune-Up Kit

Chevrolet/GMC 1996-2001 5.0/5.7L Vortec V8

#TST3



Includes: 9042C Ceramic wire, 120141 Cap, 130141 Rotor, 0526-4 Spark Plugs

Truck Super Tune-Up Kit

Chevrolet/GMC 1987-1995 5.0/5.7L TBI V8

#TST4HP



Includes: 9020C Ceramic wire, 8132 Cap/Rotor, 0576S-4 Spark Plugs

Truck Super Tune-Up Kit

Chevrolet/GMC 1996-2001 7.4L Vortec V8

#TST6



Includes: 9043C Ceramic wire, 120141 Cap, 130141 Rotor, 0526-4 Spark Plugs

Truck Super Tune-Up Kit

Chevrolet/GMC 1990-1995 7.4L TBI V8

#TST7



Includes: 9024C Ceramic wire, 8132 Cap/Rotor, 0574S-4 Spark Plugs

Truck Super Tune-Up Kit
Dodge 1992-1999 3.9L Magnum V6
#TST10



Includes: 9039C Ceramic wire, 120328 Cap, 130328 Rotor, 0786-4 Spark Plugs

Truck Super Tune-Up Kit
Dodge 1992-1999 5.2/5.9L Magnum V8
#TST11



Includes: 9023C Ceramic wire, 120329 Cap, 130328 Rotor, 0786-4 Spark Plugs

Truck Super Tune-Up Kit
Ford 1984-1997 5.0/5.8L V8
#TST15



Includes: 9022C Ceramic wire, 8233 Cap/Rotor, 0574S-4 Spark Plugs

Truck Super Tune-Up Kit
Jeep 1994-1999 EFI 4.0L L6
#TST16



Includes: 5129R SuperStock wire, 120330 Cap, 130330 Rotor, 0736-4 Spark Plugs

Truck Super Tune-Up Kit
Jeep 1993-1999 5.2/5.9L V8
#TST18



Includes: 9023C Ceramic wire, 120329 Cap, 130328 Rotor, 0786-4 Spark Plugs

Truck Super Tune-Up Kit
Jeep 1978-1990 EFI 4.0L L6
#TST21



Includes: 8897 8.8mm Spiral wire, 120330 Cap, 130229 Rotor, 0416S-4 Spark Plugs

Honda Super Tune-Up Kit

Acura/Honda 1992-2002 1.5/1.6/2.2/2.3L L4

#HST1



Includes: 7913Y Thundersport Wire, 11069 Cap/Rotor Kit, 11076 Supercoil

Honda Super Tune-Up Kit

Acura/Honda 1990-1997 1.7/1.8/2.2/2.3L L4

#HST2



Includes: 7912Y Thundersport Wire, 11069 Cap/Rotor Kit, 11076 Supercoil

ACCESSORIES & POINTS ELIMINATOR KITS



Adjustable Vacuum Advance

- Permits seamless wide range of adjustment to both amount and rate of ignition advance
- Increases horsepower and throttle response
- Provides maximum possible spark advance while preventing damaging detonation ("ping")
- Includes Allen wrench and detailed instructions

GM/Delco V8 Points-Type Distributors31034*
 GM/HEI V8 Distributors with Vacuum Advance.....31035*



Performance Advance Curve Kit

- Releases hidden horsepower by optimizing ignition timing
- Precision-manufactured advance weights and 3 sets of advance springs enable custom-tailoring of mechanical advance curve
- Complete instructions for easy installation

GM/Delco V8 Points-Type Distributors31042*
 GM/HEI V8 Distributors with Vacuum Advance.....31041*

* Not legal for sale or use on California pollution-controlled motor vehicles. Per Federal Clean Air Act of 1990, these products may only be used on: 1965 and earlier California passenger cars and light trucks to 6000 lbs. GVW, 1967 and earlier federally-certified passenger cars and light trucks to 6000 lbs. GVW, 1968 and earlier California trucks and motorhomes over 6000 lbs. GVW, and 1969 and earlier federally-certified trucks and motorhomes over 6000 lbs. GVW.

GM HEI In-Cap Coil Low Resistance Contact Brush

The standard OE carbon brush in GM's HEI in-cap coil distributor is high (5k to 10k Ohms) resistance. When an aftermarket capacitive discharge (CD) ignition system such as ACCEL, Mallory, Crane, Holley or MSD is installed, this high resistance can create enough heat to melt the distributor cap. ACCEL's low resistance contact brush solves this problem by transferring virtually all of the energy to the rotor without causing excessive heat build up.



GM HEI in-cap coil Low Resistance Contact Brush.....120900

ACCEL Points Eliminator Kits

Put an end to high maintenance Point Ignition Systems by installing an ACCEL Points Eliminator Ignition Conversion Kit. By utilizing specialized electronic circuitry and a infrared signal, ignition timing is stable from 1 to 10,000 RPM.

- Most accurate ignition timing system
- Improves performance and fuel efficiency
- Easy to install with simple hand tools
- Reduced maintenance - eliminates changing points
- Thermal Clad based surface mount construction for maximum dependability and long life
- Available for all popular 12-volt negative ground domestic cars and trucks



Domestic V-8 with Factory (OEM) Distributors

(CARB APPROVAL PENDING)

ACCEL Points Eliminator replacement module.....	2005
1957-74 GM V8 engines	
with AC/Delco single and dual point distributors.....	2010
1957-74 Ford V8 engines	
with Motorcraft single point distributors.....	2020
1961-73 Chrysler/Dodge/Plymouth V8 engines	
with Prestolite single point distributors.....	2030





29414

GM/Buick - Steel

Gear, 1967-76 Buick V8 400, 430, 455, .491" ID

Gear - Steel.....29414



31200

Ford - Steel

Distributor Gear, Steel, .500" Diameter sShaft, Fits Ford 351C, 351M, 400, 429, 460

Gear - Steel.....31200



32100

GM - Steel

Distributor Gear, Steel, .490" Diameter Shaft, Fits GM/Chevy Small Block, Big Block, 4.3L V6

Gear - Steel.....32100



32100B

GM - Bronze

Distributor Gear, Bronze, .490" Diameter Shaft, Fits GM/Chevy Small Block, Big Block, 4.3L V6

Gear - Bronze32100B

What Would You Do For Another 10HP*?



What if We Made it Fast, Easy and Affordable?

ACCEL SuperCoil 8-pack is the easiest way to pack more horsepower into your ride. Affordable power you can install in less than an hour. They're perfect for stock engines and engines with minor performance upgrades. Let the ACCEL SuperCoil 8-Pack accelerate your performance.

ACCEL SuperCoil 8-Pack

- SuperCoil 8-Packs = Great Value
- Increased Power
- Up to 15% More Spark Than OEM Coils
- Better Throttle Response
- Maximized Fuel Mileage

More Applications Than Ever Before!

See pages 12-14 for more information.

Ford Thick Film Modulators & GM HEI Control Modules

Now Legal in 50 States!

- Fits most stock and modified Distributors
- Solid state electronics provide high coil output and superior reliability
- Dwell Control circuit ensures long, consistent coil charging
- Current Control circuit protects against coil overheating
- Resists false triggering from RFI of high output coils
- Ford Thick Film Ignition (TFI) coverage includes both modulators mounted on the distributor and remote mount applications


(See Application Chart pages 34-66)



Ultra High Performance Ignition Module For The GM 4-Pin HEI Distributor with Rev Control

Here's a way to really bring your coil-in-cap style GM HEI to life. ACCEL's high output HEI module offers more performance and features than any other module!

- Easy-to-adjust built-in Rev Limiting - 4,000 to 8,500 RPM
- More current means more spark energy to fire the plugs
- Special extended dwell circuitry ensure a hotter spark over a broader RPM range
- Higher RPM capability & more accurate timing
- Reduces high RPM retard found in other HEI modules
- GM coverage includes HEI 4-pin, computer controlled 7-pin and remote coil mount 8-pin applications
- Works on 4, 6 (even-fire) and 8 cylinder coil-in-cap HEI distributors with 4 pin modules



Ultra High Performance GM HEI 4-pin Module with REV control35373

High Performance Module For ACCEL Electronic Breakerless Distributors

The advanced engineering for the HEI ultra performance module repackaged into a smaller size to fit inside the bowl of ACCEL electronic breakerless distributors. The high amperage dwell circuit ensures full coil saturation for high RPM performance. Surface mount electronic technology maximizes efficiency, output and reliability. Operates on 12 volts, so there is no need to run a ballast resistor. ACCEL coils to use with these modules include p/n's: 8145, 8145C, 140001 and 8140HV.

ACCEL Electronic Breakerless Module For 52000 Series Distributor.....35372



YEAR	CYL.	MODEL, ENGINE & NOTES	CAP	ROTOR	CAP & ROTOR KIT		CONTROL MODULE	SUPER STOCK COIL	RACING COIL	SUPER COIL
					PERF. TAN	BLK/GRAY				
AMERICAN MOTORS ELECTRONIC DISTRIBUTORS										
1984-85	4	150 2.46L AMC Eng. All Models	—	—	—	—	—	8140,8140C	140207	140001
1980-81	4	151 2.5L GM Eng. All Models	—	130120	—	—	35361	—	140013	140003
1988	6	258 4.2L Eng. Eagle	—	—	—	—	—	8140,8140C	140207	140001
1983-87	6	258 4.2L Eng. All Models	—	—	—	—	—	8140,8140C	140207	140001
1982	6	All Eng. All Models	—	—	—	—	—	8140,8140C	140207	140001
1980-81	6	All Eng. All Models	—	—	—	—	—	8140,8140C	140207	140001
1978-79	6	All Eng. All Models	—	—	—	—	—	8140,8140C	140207	140001
1975-77	6	All Eng. All Models	—	—	—	—	—	8140,8140C	—	140001
1978-79	8	All Eng. All Models	120214	130215	8220	8222	—	8140,8140C	140207	140001
1975-77	8	All Eng. All Models	120323	130316	8330	—	—	8140,8140C	—	140001
BUICK ELECTRONIC DISTRIBUTORS										
1988	4	122 [K] 2.0L Eng. Skyhawk	—	—	—	—	—	—	—	140011
1987	4	122 [K][M] 2.0L Eng. Skyhawk	—	—	—	—	—	—	—	140011
1986	4	121 2.0L Eng. Skyhawk	—	—	—	—	35362	—	—	140011
1985-86	4	111 [J][O] 1.8L Eng. Skyhawk	—	—	—	—	—	—	—	140011
	4	151 2.5L Eng. Century, Skylark, Somerset Regal	—	—	—	—	—	—	—	140011
1985	4	121 2.0L Eng. Skyhawk	—	—	—	—	—	—	—	140011
1981	4	151 2.5L Eng. Skylark Can.	—	130120	—	—	35361	—	140013	140003
1980	4	151 2.5L Eng. Skylark	—	130120	—	—	35361	—	140013	140003
1987	6	231 [A] 3.8L Eng. Regal Can.	—	130120	8129	—	35361	—	140015	140005
	6	231 [A] 3.8L Eng. Regal Exc. Can.	—	130120	8129	—	35363	—	140015	140005
1986	6	173 [X] 2.8L Eng. Century Can.	—	—	8130	—	—	—	—	140011
	6	173 [X] 2.8L Eng. Century Exc. Can., Exc. Fuel Injection	—	—	8130	—	—	—	—	140011
	6	231 [A] 3.8L Eng. Regal w/2 Bbl. Carb., Can.	—	130120	8129	—	35361	—	140015	140005
	6	231 [A] 3.8L Eng. Regal w/2 Bbl. Carb., Exc. Can.	—	130120	8129	—	35363	—	140015	140005
1985	6	173 [W] 2.8L Eng. Skylark w/Fuel Injection	120133	130133	8133	—	—	—	—	140011
	6	173 [X] 2.8L Eng. Century, Skylark Exc. Fuel Injection	—	—	8130	—	—	—	—	140011
	6	181 [E] 3.0L Eng. Century, Electra Exc. Fuel Injection	—	130120	8129	—	35363	—	140015	140005
	6	231 [3] 3.8L Eng. Century, Electra w/Fuel Injection	—	130120	—	—	35363	—	140015	140005
	6	231 [A] 3.8L Eng. LeSabre, Regal Can.	—	130120	8129	—	35361	—	140015	140005
1985	6	231 [A] 3.8L Eng. LeSabre, Regal Exc. Can.	—	130120	8129	—	35363	—	140015	140005
1984	6	181 3.0L Eng. Century	—	130120	8129	—	35363	—	140015	140005
	6	231 [3] 3.8L Eng. Century	—	130120	—	—	35363	—	140015	140005
	6	231 [A] 3.8L Eng. LeSabre, Regal Can.	—	130120	8129	—	35361	—	140015	140005
	6	231 [A] 3.8L Eng. LeSabre, Regal Exc. Can.	—	130120	8129	—	35363	—	140015	140005
	6	252 4.1L Eng. Electra, LeSabre, Regal, Riviera	—	130120	8129	—	35363	—	140015	140005
1983-84	6	173 2.8L Eng. Century, Skylark	—	—	8130	—	—	—	—	—
1983	6	231 [8] 3.8L Eng. Regal, Riviera T-Type Turbo	—	130120	8129	—	35363	—	140015	140005
	6	252 [4] 4.1L Eng. Electra, LeSabre Can.	—	130120	8129	—	35361	—	140015	140005
	6	252 [4] 4.1L Eng. Electra, LeSabre Exc. Can.	—	130120	8129	—	35363	—	140015	140005
	6	252 [4] 4.1L Eng. Regal, Riviera	—	130120	8129	—	35363	—	140015	140005
1982-83	6	181 3.0L Eng. Century	—	130120	8129	—	35363	—	140015	140005
	6	231 [A] 3.8L Eng. Electra, LeSabre, Regal Can.	—	130120	8129	—	35361	—	140015	140005
	6	231 [A] 3.8L Eng. Electra, LeSabre, Regal Exc. Can.	—	130120	8129	—	35363	—	140015	140005
1982	6	173 2.8L Eng. Century, Skylark Can.	—	130120	8129	—	35361	—	140013	140003
	6	173 2.8L Eng. Century, Skylark Exc. Can.	—	130120	8129	—	35363	—	140013	140003
	6	231 [3] 3.8L Eng. Regal, Riviera T-Type Turbo	—	130120	8129	—	35363	—	140015	140005
	6	252 4.1L Eng. Electra, LeSabre, Regal, Riviera	—	130120	8129	—	35363	—	140015	140005
1981	6	173 2.8L Eng. Skylark Can.	—	130120	8129	—	35361	—	140013	140003
	6	173 2.8L Eng. Skylark Exc. Can.	—	130120	8129	—	35363	—	140013	140003
	6	231 [3] 3.8L Eng. Century, Regal, Riviera Can., w/Turbo	—	130120	8129	—	—	—	140015	140005
	6	231 [3] 3.8L Eng. Century, Regal, Riviera w/Turbo, Exc. Can.	—	130120	8129	—	35363	—	140015	140005
	6	231 [A] 3.8L Eng. Century, LeSabre, Regal Can., Exc. Turbo	—	130120	8129	—	35361	—	140015	140005
	6	231 [A] 3.8L Eng. Century, LeSabre, Regal Exc. Can., Exc. Turbo	—	130120	8129	—	35363	—	140015	140005
	6	252 [4] 4.1L Eng. Electra, LeSabre, Riviera Can.	—	130120	8129	—	35361	—	140015	140005
	6	252 [4] 4.1L Eng. Electra, LeSabre, Riviera Exc. Can.	—	130120	8129	—	35363	—	140015	140005
1980	6	173 2.8L Eng. Skylark	—	130120	8129	—	35361	—	140013	140003
	6	231 [3] 3.8L Eng. Century, Regal Cal.	—	130120	8129	—	35363	—	140015	140005
	6	231 [3] 3.8L Eng. Century, Regal w/Turbo, Exc. Cal.	—	130120	8129	—	—	—	140015	140005
	6	231 [3] 3.8L Eng. LeSabre, Riviera w/Turbo, Cal., High Altitude	—	130120	8129	—	35363	—	140015	140005
	6	231 [3] 3.8L Eng. LeSabre, Riviera w/Turbo, Exc. Cal., Exc. High Altitude	—	130120	8129	—	—	—	140015	140005
	6	231 [A] 3.8L Eng. Century, Regal Cal., Exc. Turbo	—	130120	8129	—	35363	—	140015	140005

YEAR	CYL.	MODEL, ENGINE & NOTES	CAP	ROTOR	CAP & ROTOR KIT		CONTROL MODULE	SUPER STOCK COIL	RACING COIL	SUPER COIL
					PERF. TAN	BLK/GRAY				
BUICK ELECTRONIC DISTRIBUTORS (con't)										
1980	6	231 [A] 3.8L Eng. Century, Regal w/A.T., w/Dist. 1110552, Exc. Cal., Exc. Turbo	—	130120	8129	—	35361	—	140015	140005
	6	231 [A] 3.8L Eng. Century, Regal w/A.T., w/Dist. 1110573, Exc. Cal., Exc. Turbo	—	130120	8129	—	35363	—	140015	140005
1980	6	231 [A] 3.8L Eng. Century, Regal w/M.T., Exc. Cal., Exc. Turbo	—	130120	8129	—	35361	—	140015	140005
	6	231 [A] 3.8L Eng. LeSabre, Skyhawk Cal., Exc. Turbo	—	130120	8129	—	35363	—	140015	140005
	6	231 [A] 3.8L Eng. LeSabre, Skyhawk Exc. Cal., Exc. Turbo	—	130120	8129	—	35361	—	140015	140005
	6	252 4.1L Eng. Electra, LeSabre	—	130120	8129	—	35361	—	140015	140005
1979	6	196 3.2L Eng. Century, Regal	—	130120	8129	—	35361	—	140015	140005
	6	231 [3] 3.8L Eng. Century, Regal w/Turbo	—	130120	8129	—	—	—	140015	140005
	6	231 [3] 3.8L Eng. LeSabre, Riviera w/Turbo	—	130120	8129	—	35361	—	140015	140005
	6	231 [A][2] 3.8L Eng. Century, LeSabre, Regal, Skyhawk, Skylark Exc. Turbo	—	130120	8129	—	35361	—	140015	140005
1978	6	196 3.2L Eng. Century, Regal	—	130120	8129	—	35361	—	140015	140005
	6	231 [A][2] 3.8L Eng. Century, LeSabre, Regal, Skyhawk, Skylark Exc. Turbo	—	130120	8129	—	35361	—	140015	140005
	6	231 [G][3] 3.8L Eng. Century, LeSabre, Regal w/Turbo	—	130120	8129	—	—	—	140015	140005
1977	6	231 [A] 3.8L Eng. Century, LeSabre, Regal, Skyhawk, Skylark Even Fire	—	130120	8129	—	35361	—	140015	140005
	6	231 [C] 3.8L Eng. Century, LeSabre, Regal, Skyhawk, Skylark Odd Fire	—	130120	—	—	35361	—	140015	140005
1976	6	231 3.8L Eng. Century, LeSabre, Regal, Skyhawk, Skylark	—	130120	—	—	35361	—	140015	140005
1975	6	231 3.8L Eng. Apollo, Century, Regal, Skyhawk, Skylark	—	130120	—	—	35361	—	140015	140005
	6	250 4.1L Eng. Apollo, Skylark	—	—	—	—	35361	—	—	—
1996	8	350 [P] 5.7L Eng. Roadmaster	—	—	—	—	8136	—	—	140024
1994-95	8	350 [P] 5.7L Eng. Roadmaster	—	—	—	—	—	—	—	140011
1992-93	8	350 [7] 5.7L Eng. Roadmaster	120137	130137	8132	—	35370	—	—	140011
1991	8	305 [E] 5.0L Eng. Roadmaster	120137	130137	8132	—	35370	—	—	140011
1988-90	8	307 [Y] 5.0L Eng. Estate Wagon	120128	130120	8122	8123	35363	—	140015	140005
1987	8	307 5.0L Eng. Estate Wagon Can.	120128	130120	8122	8123	35361	—	140015	140005
	8	307 5.0L Eng. Estate Wagon, Regal Exc. Can.	120128	130120	8122	8123	35363	—	140015	140005
1982-87	8	305 5.0L Eng. Regal Can.	120128	130120	8122	8123	35361	—	140013	140003
1986	8	307 [Y] 5.0L Eng. Estate Wagon, Regal	120128	130120	8122	8123	35361	—	140015	140005
1985	8	307 [Y] 5.0L Eng. Estate Wagon	120128	130120	8122	8123	35361	—	140015	140005
	8	307 [Y] 5.0L Eng. LeSabre Can.	120128	130120	8122	8123	35361	—	140015	140005
	8	307 [Y] 5.0L Eng. LeSabre, Riviera Exc. Can.	120128	130120	8122	8123	35363	—	140015	140005
1982-84	8	305 5.0L Eng. Regal Exc. Can.	120128	130120	8122	8123	35363	—	140013	140003
	8	307 5.0L Eng. Electra, LeSabre, Riviera Can.	120128	130120	8122	8123	35361	—	140015	140005
	8	307 5.0L Eng. Electra, LeSabre, Riviera Exc. Can.	120128	130120	8122	8123	35363	—	140015	140005
1982	8	267 4.4L Eng. Electra, LeSabre, Regal Can.	120128	130120	8122	8123	35361	—	140013	140003
1981	8	265 4.3L Eng. Century, Regal	120128	130120	8122	8123	35363	—	140015	140005
	8	267 4.4L Eng. Century, LeSabre, Regal Can.	120128	130120	8122	8123	35361	—	140013	140003
	8	267 4.4L Eng. Century, LeSabre, Regal Exc. Can.	120128	130120	8122	8123	35363	—	140013	140003
	8	267 4.4L Eng. Electra	120128	130120	8122	8123	35361	—	140013	140003
	8	301 4.9L Eng. Century, Electra, Regal Can.	120128	130120	8122	8123	35361	—	140013	140003
	8	301 4.9L Eng. Century, Regal Exc. Can.	120128	130120	8122	8123	35363	—	140015	140005
	8	301 4.9L Eng. Electra Exc. Can.	120128	130120	8122	8123	35361	—	140013	140003
	8	305 5.0L Eng. Century, Regal Can.	120128	130120	8122	8123	35361	—	140013	140003
	8	305 5.0L Eng. Century, Regal Exc. Can.	120128	130120	8122	8123	35363	—	140013	140003
	8	307 5.0L Eng. Electra, LeSabre, Riviera Can.	120128	130120	8122	8123	—	—	140015	140005
	8	307 5.0L Eng. Electra, LeSabre, Riviera Exc. Can.	120128	130120	8122	8123	35363	—	140015	140005
1981	8	350 [B] 5.7L Eng. All Models	120128	130120	8122	8123	35361	—	140015	140005
1980	8	265 4.3L Eng. Century, Regal	120128	130120	8122	8123	35361	—	140015	140005
	8	301 4.9L Eng. Century, Electra, LeSabre, Regal	120128	130120	8122	8123	35361	—	140015	140005
	8	305 5.0L Eng. Century, Regal	120128	130120	8122	8123	35361	—	140013	140003
	8	307 5.0L Eng. Riviera	120128	130120	8122	8123	—	—	140015	140005
	8	350 [R] 5.7L Eng. Electra, LeSabre, Riviera	120128	130120	8122	8123	—	—	140015	140005
1980	8	350 [X] 5.7L Eng. Electra, LeSabre	120128	130120	8122	8123	35361	—	140015	140005
1979	8	301 [W] 4.9L Eng. Century, Regal w/4 Bbl. Carb.	120128	130120	8122	8123	—	—	140015	140005
	8	301 [Y] 4.9L Eng. Century, LeSabre, Regal w/2 Bbl. Carb.	120128	130120	8122	8123	35361	—	140015	140005
	8	305 5.0L, 350 [L] 5.7L Eng. Century, Regal, Skylark	120128	130120	8122	8123	35361	—	140013	140003
	8	350 [R] 5.7L Eng. Electra, LeSabre, Riviera	120128	130120	8122	8123	35361	—	140015	140005
	8	350 [X] 5.7L Eng. Electra, LeSabre	120128	130120	8122	8123	35361	—	140015	140005
	8	403 6.6L Eng. Electra, LeSabre	120128	130120	8122	8123	35361	—	140015	140005
1978	8	301 4.9L Eng. LeSabre	120128	130120	8122	8123	35361	—	140015	140005

YEAR	CYL.	MODEL, ENGINE & NOTES	CAP	ROTOR	CAP & ROTOR KIT		CONTROL MODULE	SUPER STOCK COIL	RACING COIL	SUPER COIL
					PERF. TAN	BLK/GRAY				
BUICK ELECTRONIC DISTRIBUTORS (con't)										
1978	8	305 5.0L Eng. Century, LeSabre, Regal, Skylark	120128	130120	8122	8123	35361	—	140013	140003
	8	350 [L] 5.7L Eng. Century, Regal, Skylark	120128	130120	8122	8123	35361	—	140013	140003
	8	350 [L] 5.7L Eng. LeSabre High Altitude	120128	130120	8122	8123	35361	—	140013	140003
	8	350 [R] 5.7L Eng. Electra, LeSabre, Riviera Cal., High Altitude	120128	130120	8122	8123	35361	—	140015	140005
	8	350 [X] 5.7L Eng. Electra, LeSabre, Riviera Exc. Cal., Exc. High Altitude	120128	130120	8122	8123	35361	—	140015	140005
	8	403 6.6L Eng. Electra, LeSabre, Riviera	120128	130120	8122	8123	35361	—	140015	140005
1977	8	301 4.9L Eng. LeSabre, Skylark	120128	130120	8122	8123	35361	—	140015	140005
	8	305 5.0L Eng. Skylark	120128	130120	8122	8123	35361	—	140013	140003
	8	350 [H][J] 5.7L Eng. Century, Regal	120128	130120	8122	8123	35361	—	140015	140005
	8	350 [J] 5.7L Eng. Electra, Riviera Exc. Cal.	120128	130120	8122	8123	35361	—	140013	140003
	8	350 [L] 5.7L Eng. Century, Regal, Skylark	120128	130120	8122	8123	35361	—	140013	140003
	8	350 [R] 5.7L Eng. Century, LeSabre, Regal, Skylark	120128	130120	8122	8123	35361	—	140015	140005
	8	350 [R] 5.7L Eng. Electra, Riviera Cal.	120128	130120	8122	8123	35361	—	140015	140005
	8	403 6.6L Eng. Century, Electra, LeSabre, Regal, Riviera	120128	130120	8122	8123	35361	—	140015	140005
1976	8	260 4.3L Eng. Skylark	120128	130120	8122	8123	35361	—	140015	140005
	8	350 5.7L Eng. Century, Electra, LeSabre, Regal, Skylark	120128	130120	8122	8123	35361	—	140015	140005
	8	455 7.5L Eng. Electra, LeSabre, Riviera	120128	130120	8122	8123	35361	—	140015	140005
1975	8	260 4.3L Eng. Apollo, Skylark	120128	130120	8122	8123	35361	—	140015	140005
	8	350 5.7L Eng. Apollo, Century, Electra, LeSabre, Regal, Skylark	120128	130120	8122	8123	35361	—	140015	140005
	8	455 7.5L Eng. Electra, LeSabre, Riviera	120128	130120	8122	8123	35361	—	140015	140005
1974	8	All Eng. All Models w/High Energy Ignition	120128	130120	8122	8123	35361	—	140015	140005
CADILLAC ELECTRONIC DISTRIBUTORS										
1985-86	8	252 [8] 4.1L Eng. DeVille, Fleetwood Front Wheel Drive	—	130120	8131	—	35363	—	140013	140003
1985	8	252 [8] 4.1L Eng. Eldorado, Seville	—	130120	8131	—	35363	—	140013	140003
	8	252 [8] 4.1L Eng. Fleetwood Exc. Front Wheel Drive	—	130120	8131	—	35363	—	140015	140005
1982-84	8	252 4.1L Eng. DeVille, Fleetwood	—	130120	8131	—	35363	—	140015	140005
	8	252 4.1L Eng. Eldorado, Seville	—	130120	8131	—	35363	—	140013	140003
	8	368 6.0L Eng. Comm Chassis	120128	130120	8122	8123	—	—	140013	140003
	8	368 6.0L Eng. Limo	—	130120	8131	—	35363	—	140013	140003
1981	8	368 6.0L Eng. Comm Chassis	120128	130120	8122	8123	—	—	140013	140003
	8	368 6.0L Eng. DeVille, Eldorado, Fleetwood, Seville	—	130120	8131	—	35363	—	140013	140003
1980	8	350 5.7L Eng. Eldorado, Seville	—	130120	8131	—	—	—	140015	140005
	8	368 6.0L Eng. Comm Chassis, DeVille, Fleetwood, Limo Cal.	120128	130120	8122	8123	—	—	140013	140003
	8	368 6.0L Eng. Comm Chassis, Limo Exc. Cal.	120128	130120	8122	8123	—	—	140013	140003
	8	368 6.0L Eng. DeVille, Fleetwood 1st Design, Exc. Cal.	120128	130120	8122	8123	—	—	140013	140003
	8	368 6.0L Eng. DeVille, Fleetwood 2nd Design, Exc. Cal.	120128	130120	8122	8123	35361	—	140013	140003
	8	368 6.0L Eng. Eldorado, Seville	—	130120	8131	—	35363	—	140013	140003
1979	8	350 5.7L Eng. Eldorado, Seville	120128	130120	8122	8123	—	—	140015	140005
	8	425 7.0L Eng. Comm Chassis, Limo	120128	130120	8122	8123	—	—	140013	140003
	8	425 7.0L Eng. DeVille, Fleetwood	—	—	—	—	—	—	—	—
	8	Exc. Electronic Fuel Injection (E.F.I.)	120128	130120	8122	8123	—	—	140013	140003
	8	425 7.0L Eng. DeVille, Fleetwood	—	—	—	—	—	—	—	—
	8	w/Electronic Fuel Injection (E.F.I.)	120128	130120	8122	8123	35361	—	140013	140003
1977-78	8	425 7.0L Eng. All Models	120128	130120	8122	8123	35361	—	140013	140003
1976-78	8	350 5.7L Eng. Seville	120128	130120	8122	8123	35361	—	140015	140005
1975-76	8	500 8.2L Eng. All Models	120128	130120	8122	8123	35361	—	140013	140003
1974	8	500 8.2L Eng. All Models w/H.E.I.	120128	130120	8122	8123	35361	—	140013	140003
CHECKER MOTORS ELECTRONIC DISTRIBUTORS										
1980-82	6	229 3.8L Eng. All Models	—	130120	8129	—	—	—	140015	140005
1978-79	6	250 4.1L Eng. All Models	—	130120	8129	—	35361	—	140013	140003
1975-77	6	250 4.1L Eng. All Models w/H.E.I.	—	—	—	—	35361	—	—	—
1980-82	8	267 4.4L, 305 5.0L Eng. All Models	120128	130120	8122	8123	35361	—	140013	140003
1975-79	8	305 5.0L, 350 5.7L Eng. All Models w/H.E.I.	120128	130120	8122	8123	35361	—	140013	140003
CHEVROLET ELECTRONIC DISTRIBUTORS										
1988	4	98 [5] 1.6L Eng. Nova w/Twin Cam	—	—	—	—	—	8140,8140C	—	140001
1987-88	4	92 [9] 1.5L Eng. Spectrum w/Turbo	—	—	—	—	35362	—	—	140011
1985-87	4	98 1.6L Eng. Chevette	—	—	—	—	35361	—	—	140011
1986	4	121 2.0L Eng. Cavalier	—	—	—	—	35362	—	—	140011
1985-86	4	151 [2] 2.5L Eng. Camaro	—	—	—	—	—	—	—	140011
	4	151 [R] 2.5L Eng. Celebrity, Citation	—	—	—	—	—	—	—	140011
1985	4	121 2.0L Eng. Cadet, Cavalier	—	—	—	—	—	—	—	140011
1983-84	4	98 1.6L Eng. Chevette	—	—	—	—	35361	—	—	—

ELECTRONIC IGNITION TUNE-UP PARTS



YEAR	CYL.	MODEL, ENGINE & NOTES	CAP	ROTOR	CAP & ROTOR KIT		CONTROL MODULE	SUPER STOCK COIL	RACING COIL	SUPER COIL
					PERF. TAN	BLK/GRAY				
CHEVROLET ELECTRONIC DISTRIBUTORS (con't)										
1982	4	98 1.6L Eng. Chevette w/4 Speed M.T., Cal.	—	—	—	—	35363	—	—	—
	4	98 1.6L Eng. Chevette w/4 Speed M.T., Exc. Cal.	—	—	—	—	35361	—	—	—
	4	98 1.6L Eng. Chevette w/5 Speed M.T., Can.	—	—	—	—	35361	—	—	—
	4	98 1.6L Eng. Chevette w/5 Speed M.T., Exc. Can.	—	—	—	—	35363	—	—	—
	4	98 1.6L Eng. Chevette w/A.T.	—	—	—	—	35361	—	—	—
1981	4	98 1.6L Eng. Chevette Can.	—	—	—	—	35361	—	—	—
	4	98 1.6L Eng. Chevette Exc. Can.	—	—	—	—	35363	—	—	—
	4	151 2.5L Eng. Citation Can.	—	130120	—	—	35361	—	140013	140003
1980	4	98 1.6L Eng. Chevette	—	—	—	—	35361	—	—	—
	4	151 2.5L Eng. Citation	—	130120	—	—	35361	—	140013	140003
1978-80	4	151 2.5L Eng. Monza	—	130120	—	—	35361	—	140013	140003
1976-79	4	85 1.4L, 98 1.6L Eng. Chevette	—	—	—	—	35361	—	—	—
1975-77	4	140 2.3L Eng. Monza, Vega	—	—	—	—	35361	—	—	—
1975-76	4	122 2.0L Eng. Cosworth Vega DOHC 16V	—	—	—	—	35361	—	—	—
1992-93	6	262 [Z] 4.3L Eng. Caprice	120133	130133	8133	—	35370	—	—	140011
1990-92	6	189 [T] 3.1L Eng. Camaro	120133	130133	8133	—	—	—	—	140011
1986-90	6	262 [Z] 4.3L Eng. Caprice	120133	130133	8133	—	35362	—	—	140011
1985-89	6	173 [S] 2.8L Eng. Camaro	120133	130133	8133	—	—	—	—	140011
1986-88	6	262 [Z] 4.3L Eng. Monte Carlo	120133	130133	8133	—	35362	—	—	140011
1985-87	6	231 [A] 3.8L Eng. Monte Carlo	—	130120	8129	—	35361	—	140015	140005
1986	6	173 [W] 2.8L Eng. Cavalier, Celebrity w/Fuel Injection	120133	130133	8133	—	—	—	—	140011
1985-86	6	173 [X] 2.8L Eng. Celebrity, Citation w/2 Bbl. Carb.	—	—	8130	—	—	—	—	140011
1985	6	173 [W] 2.8L Eng. Cavalier, Celebrity, Citation w/Fuel Injection	120133	130133	8133	—	—	—	—	140011
	6	231 [A] 3.8L Eng. Caprice, Impala	—	130120	8129	—	35361	—	140013	140003
	6	262 4.3L Eng. Caprice, Impala, Monte Carlo	120133	130133	8133	—	—	—	—	140011
1983-84	6	173 2.8L Eng. Celebrity, Citation	—	—	8130	—	—	—	—	—
1982-84	6	229 3.8L Eng. Caprice, Impala, Malibu, Monte Carlo	—	130120	8129	—	35363	—	140013	140003
	6	231 3.8L Eng. Caprice, Impala, Malibu, Monte Carlo Can.	—	130120	8129	—	35361	—	140015	140005
	6	231 3.8L Eng. Caprice, Impala, Malibu, Monte Carlo Exc. Can.	—	130120	8129	—	35363	—	140015	140005
	6	173 2.8L Eng. Camaro	—	—	8130	—	—	—	—	—
1981-82	6	173 2.8L Eng. Celebrity, Citation Can.	—	130120	8129	—	35361	—	140013	140003
	6	173 2.8L Eng. Celebrity, Citation Exc. Can.	—	130120	8129	—	35363	—	140013	140003
1981	6	229 3.8L Eng. Camaro w/M.T.	—	130120	8129	—	35361	—	140013	140003
	6	229 3.8L Eng. Camaro, Caprice, Impala w/A.T.	—	130120	8129	—	—	—	140013	140003
	6	229 3.8L Eng. Malibu, Monte Carlo Can.	—	130120	8129	—	35361	—	140013	140003
	6	229 3.8L Eng. Malibu, Monte Carlo w/A.T., Exc. Can.	—	130120	8129	—	—	—	140013	140003
	6	229 3.8L Eng. Malibu, Monte Carlo w/M.T., Exc. Can.	—	130120	8129	—	35361	—	140013	140003
1981	6	231 3.8L Eng. Camaro, Caprice, Impala, Malibu, Monte Carlo Can., Exc. Turbo	—	130120	8129	—	35361	—	140015	140005
	6	231 3.8L Eng. Camaro, Caprice, Impala, Malibu, Monte Carlo Exc. Can., Exc. Turbo	—	130120	8129	—	35363	—	140015	140005
1980	6	231 3.8L Eng. Malibu, Monte Carlo Can., w/Turbo	—	130120	8129	—	35363	—	140015	140005
	6	173 2.8L Eng. Citation	—	130120	8129	—	35361	—	140013	140003
	6	229 3.8L Eng. Camaro, Caprice, Impala, Malibu, Monte Carlo	—	130120	8129	—	35361	—	140013	140003
	6	231 3.8L Eng. Camaro, Caprice, Impala, Malibu, Monte Carlo, Monza Cal.	—	130120	8129	—	35363	—	140015	140005
	6	231 3.8L Eng. Camaro, Caprice, Impala, Malibu, Monte Carlo, Monza Exc. Cal., Exc. Turbo	—	130120	8129	—	35361	—	140015	140005
	6	231 3.8L Eng. Monte Carlo Exc. Cal., w/Turbo	—	130120	8129	—	—	—	140015	140005
1977-79	6	200 3.3L Eng. Malibu, Monte Carlo	—	130120	8129	—	35361	—	140013	140003
1978-79	6	196 3.2L Eng. Monza	—	130120	8129	—	35361	—	140015	140005
	6	231 3.8L Eng. Malibu, Monte Carlo, Monza	—	130120	8129	—	35361	—	140015	140005
1978	6	250 4.1L Eng. Camaro, Caprice, Impala, Nova	—	130120	8129	—	35361	—	140013	140003
1975-77	6	250 4.1L Eng. Camaro, Caprice, Chevelle, Impala, Malibu, Monte Carlo, Nova	—	—	—	—	35361	—	—	—
1996	8	265 [W] 4.3L, 350 [P] 5.7L Eng. Caprice, Impala SS	—	—	—	8136	—	—	—	140024
1996	8	350 [P] Camaro LT1/LT4	—	—	—	8136	—	—	—	140024
1994-95	8	265 [W] 4.3L Eng. Caprice	—	—	—	8136	—	—	—	140011
	8	350 [P] 5.7L Eng. Caprice, Impala SS LT1	—	—	—	—	—	—	—	140011
1993-95	8	350 [P] 5.7L Eng. Camaro LT1	—	—	—	—	—	—	—	140011
1995-92	8	350 [P] 5.7L Eng. Corvette LT1	—	—	—	—	—	—	—	140011
1991-93	8	305 [E] 5.0L Eng. Caprice	120137	130137	8132	—	35370	—	—	140011
	8	350 [7] 5.7L Eng. Caprice Police Car	120137	130137	8132	—	35370	—	—	140011

YEAR	CYL.	MODEL, ENGINE & NOTES	CAP	ROTOR	CAP & ROTOR KIT		CONTROL MODULE	SUPER STOCK COIL	RACING COIL	SUPER COIL
					PERF. TAN	BLK/GRAY				
CHEVROLET ELECTRONIC DISTRIBUTORS (cont)										
1992	8	305 [E] 5.0L Eng. Camaro TBI	120137	130137	8132	—	35370	—	—	140011
	8	305 [F] 5.0L Eng. Camaro TPI	120137	130137	8132	—	35370	—	—	140011
	8	350 [8] 5.7L Eng. Camaro TPI	120137	130137	8132	—	35370	—	—	140011
1991	8	305 [E] 5.0L Eng. All Models w/Dist. 1103880	120137	130137	8132	—	35370	—	—	140011
	8	305 [E] 5.0L Eng. Camaro w/Dist. 1103749	120137	130137	8132	—	35362	—	—	140011
1990-91	8	350 [8] 5.7L Eng. Corvette TPI	—	130120	8131	—	35363	—	140015	140005
	8	305 [F] 5.0L Eng. Camaro TPI	120137	130137	8132	—	35370	—	—	140011
	8	350 [8] 5.7L Eng. Camaro TPI	120137	130137	8132	—	35370	—	—	140011
1987-90	8	350 [7] 5.7L Eng. Caprice Police Car	120137	130137	8132	—	35362	—	—	140011
1986-90	8	307 [Y] 5.0L Eng. Caprice Wagon	120128	130120	8122	8123	35363	—	140015	140005
1989-90	8	305 [E] 5.0L Eng. Caprice	120137	130137	8132	—	35362	—	—	140011
1987-90	8	305 [E] 5.0L Eng. Camaro TBI	120137	130137	8132	—	35362	—	—	140011
1987-90	8	305 [F] 5.0L Eng. Camaro TPI	120137	130137	8132	—	35362	—	—	140011
1988-89	8	350 [8] 5.7L Eng. Camaro TPI	120137	130137	8132	—	35362	—	—	140011
	8	350 [8] 5.7L Eng. Corvette TPI	—	130120	8131	—	35363	—	140015	140005
1987-88	8	305 [G] 5.0L Eng. Monte Carlo SS H.O.	120137	130137	8132	—	35362	—	—	140011
1988	8	305 [H] 5.0L Eng. Caprice, Monte Carlo	120137	130137	8132	—	35362	—	—	140011
1987	8	305 [F] 5.0L Eng. Camaro	120137	130137	8132	—	35362	—	—	140011
	8	305 [H] 5.0L Eng. Camaro Exc. Can.	120137	130137	8132	—	35362	—	—	140011
	8	305 [H] 5.0L Eng. Caprice, Monte Carlo Exc. Can.	120137	130137	8132	—	35362	—	—	140011
	8	350 [8] 5.7L Eng. Camaro w/Remote Mount Coil	120137	130137	8132	—	35362	—	—	140011
	8	350 [8] 5.7L Eng. Camaro w/In-Cap Coil	—	130120	8131	—	35363	—	140015	140005
1986-87	8	305 [H] 5.0L Eng. Camaro, Caprice, Monte Carlo Can.	120128	130120	8122	8123	35361	—	140013	140003
	8	350 5.7L Eng. Caprice Police Car, Can.	120128	130120	8122	8123	35361	—	140013	140003
1985-87	8	350 [8] 5.7L Eng. Corvette TPI	—	130120	8131	—	35363	—	140015	140005
1985-86	8	305 [F] 5.0L Eng. Camaro TPI	—	130120	8131	—	35363	—	140013	140003
1986	8	305 [H] 5.0L Eng. Camaro, Caprice, Monte Carlo Exc. Can.	120128	130120	8122	8123	35363	—	140013	140003
	8	350 5.7L Eng. Caprice Police Car, Exc. Can.	120128	130120	8122	8123	35363	—	140013	140003
1985-86	8	305 [G] 5.0L Eng. Camaro, Monte Carlo SS H.O.	120128	130120	8122	8123	35363	—	140013	140003
1985	8	305 [H] 5.0L Eng. Camaro, Caprice, Impala, Monte Carlo Can.	120128	130120	8122	8123	35361	—	140013	140003
	8	305 [H] 5.0L Eng. Camaro, Caprice, Impala, Monte Carlo Exc. Can.	120128	130120	8122	8123	35361	—	140015	140005
1983-85	8	350 5.7L Eng. Caprice, Impala Police Car, Can.	120128	130120	8122	8123	35361	—	140013	140003
	8	350 5.7L Eng. Caprice, Impala Police Car, Exc. Can.	120128	130120	8122	8123	35363	—	140013	140003
1984	8	305 [G] 5.0L Eng. Camaro, Monte Carlo SS H.O. Exc. Can.	120128	130120	8122	8123	35363	—	140013	140003
	8	305 [G] 5.0L Eng. Camaro, Monte Carlo SS H.O. Can.	120128	130120	8122	8123	35361	—	140013	140003
	8	305 [H] 5.0L Eng. Camaro, Caprice, Impala, Monte Carlo Exc. Can.	120128	130120	8122	8123	35363	—	140013	140003
	8	305 [H] 5.0L Eng. Camaro, Monte Carlo Can.	120128	130120	8122	8123	35361	—	140013	140003
1984	8	350 [8] 5.7L Eng. Corvette Cross-Fire EFI	120128	130120	8122	8123	35363	—	140015	140005
1983	8	305 [H] 5.0L Eng. Camaro, Caprice, Impala, Malibu, Monte Carlo Can.	120128	130120	8122	8123	35361	—	140013	140003
	8	305 [H] 5.0L Eng. Camaro, Caprice, Impala, Malibu, Monte Carlo Exc. Can.	120128	130120	8122	8123	35363	—	140013	140003
	8	305 [S] 5.0L Eng. Camaro Cross-Fire EFI	120128	130120	8122	8123	35363	—	140013	140003
1982-83	8	305 [7] 5.0L Eng. Camaro Cross-Fire EFI	120128	130120	8122	8123	35363	—	140013	140003
1982	8	267 4.4L Eng. Caprice, Impala, Malibu, Monte Carlo Can.	120128	130120	8122	8123	35361	—	140013	140003
	8	267 4.4L Eng. Caprice, Impala, Malibu, Monte Carlo Exc. Can.	120128	130120	8122	8123	35363	—	140013	140003
	8	305 [H] 5.0L Eng. Camaro, Caprice, Impala, Malibu, Monte Carlo Can.	120128	130120	8122	8123	35361	—	140013	140003
	8	305 [H] 5.0L Eng. Camaro, Caprice, Impala, Malibu, Monte Carlo Exc. Can.	120128	130120	8122	8123	35363	—	140013	140003
	8	350 5.7L Eng. Caprice, Impala Police Car	120128	130120	8122	8123	35361	—	140013	140003
1982	8	350 [8] 5.7L Eng. Corvette Cross-Fire	120128	130120	8122	8123	35363	—	140015	140005
1981	8	267 4.4L, 305 5.0L Eng. Bel Air, Camaro, Caprice, Impala, Malibu, Monte Carlo Can.	120128	130120	8122	8123	35361	—	140013	140003
	8	267 4.4L, 305 5.0L Eng. Bel Air, Camaro, Caprice, Impala, Malibu, Monte Carlo Exc. Can.	120128	130120	8122	8123	35363	—	140013	140003
	8	350 5.7L Eng. Bel Air, Caprice, Corvette, Impala, Malibu	120128	130120	8122	8123	35363	—	140013	140003
	8	350 5.7L Eng. Camaro Can.	120128	130120	8122	8123	35361	—	140013	140003
	8	350 5.7L Eng. Camaro Exc. Can.	120128	130120	8122	8123	35363	—	140013	140003
	8	350 5.7L Eng. Corvette Exc. Can.	120128	130120	8122	8123	35363	—	140013	140003
1980	8	267 4.4L Eng. Bel Air, Camaro, Caprice, Impala, Malibu, Monte Carlo	120128	130120	8122	8123	35361	—	140013	140003
	8	305 5.0L Eng. Bel Air, Camaro, Caprice, Impala, Malibu, Monte Carlo	120128	130120	8122	8123	35361	—	140013	140003
	8	305 5.0L Eng. Corvette Cal. only	120128	130120	8122	8123	35361	—	140013	140003

YEAR	CYL.	MODEL, ENGINE & NOTES	CAP	ROTOR	CAP & ROTOR KIT		CONTROL MODULE	SUPER STOCK COIL	RACING COIL	SUPER COIL
					PERF. TAN	BLK/GRAY				
CHEVROLET ELECTRONIC DISTRIBUTORS (con't)										
	8	350 5.7L Eng. Corvette Exc. Cal.	120128	130120	8122	8123	35361	—	140013	140003
	8	350 5.7L Eng. Camaro, Caprice, Impala, Malibu	120128	130120	8122	8123	35361	—	140013	140003
1979	8	267 4.4L Eng. Malibu, Monte Carlo	120128	130120	8122	8123	35361	—	140013	140003
1978-79	8	305 5.0L Eng. Bel Air, Camaro, Caprice, Impala, Malibu, Monte Carlo, Monza, Nova	120128	130120	8122	8123	35361	—	140013	140003
	8	350 5.7L Eng. Bel Air, Camaro, Caprice, Impala, Malibu, Monte Carlo, Nova	120128	130120	8122	8123	35361	—	140013	140003
1975-79	8	350 5.7L Eng. Corvette	120128	130120	8122	8123	35361	—	140013	140003
1977	8	305 5.0L Eng. Bel Air, Camaro, Caprice, Chevelle, Impala, Malibu, Monte Carlo, Nova	120128	130120	8122	8123	35361	—	140013	140003
	8	350 5.7L Eng. Bel Air, Camaro, Caprice, Chevelle, Corvette, Impala, Malibu, Monte Carlo, Nova	120128	130120	8122	8123	35361	—	140013	140003
1976	8	305 5.0L Eng. Camaro, Chevelle, Malibu, Monte Carlo, Nova	120128	130120	8122	8123	35361	—	140013	140003
	8	350 5.7L Eng. Bel Air, Camaro, Caprice, Chevelle, Impala, Malibu, Monte Carlo, Nova w/4 Bbl. Carb., Exc. Cal.	120128	130120	8122	8123	35361	—	140015	140005
	8	350 5.7L Eng. Bel Air, Caprice, Chevelle, Impala, Malibu, Monte Carlo w/2 Bbl. Carb.	120128	130120	8122	8123	35361	—	140013	140003
	8	350 5.7L Eng. Camaro, Caprice, Chevelle, Impala, Malibu, Monte Carlo, Nova w/4 Bbl. Carb., Cal.	120128	130120	8122	8123	35361	—	140013	140003
	8	400 6.6L Eng. Bel Air, Caprice, Chevelle, Impala, Malibu, Monte Carlo	120128	130120	8122	8123	35361	—	140013	140003
	8	454 7.4L Eng. Bel Air, Caprice, Impala	120128	130120	8122	8123	35361	—	140013	140003
1975-76	8	262 4.3L Eng. Monza, Nova	120128	130120	8122	8123	35361	—	140013	140003
1975	8	350 5.7L Eng. Biscayne, Caprice, Chevelle, Impala, Malibu, Monte Carlo, Nova w/2 Bbl. Carb.	120128	130120	8122	8123	35361	—	140013	140003
	8	350 5.7L Eng. Biscayne, Caprice, Chevelle, Impala, Malibu, Monte Carlo, Nova w/4 Bbl. Carb., Cal.	120128	130120	8122	8123	35361	—	140013	140003
	8	350 5.7L Eng. Biscayne, Caprice, Chevelle, Impala, Malibu, Monte Carlo, Nova w/4 Bbl. Carb., Exc. Cal.	120128	130120	8122	8123	35361	—	140015	140005
	8	350 5.7L Eng. Camaro w/2 Bbl. Carb.	120128	130120	8122	8123	35361	—	140013	140003
	8	350 5.7L Eng. Camaro w/4 Bbl. Carb., Cal., Exc. Z-28	120128	130120	8122	8123	35361	—	140013	140003
	8	350 5.7L Eng. Camaro w/4 Bbl. Carb., Exc. Z-28, Exc. Cal.	120128	130120	8122	8123	35361	—	140015	140005
	8	350 5.7L Eng. Camaro w/4 Bbl. Carb., Z-28	120128	130120	8122	8123	35361	—	140013	140003
	8	400 6.6L, 454 7.4L Eng. Biscayne, Caprice, Chevelle, Impala, Malibu, Monte Carlo	120128	130120	8122	8123	35361	—	140013	140003
1974	8	All Eng. All Models w/HEI	120128	130120	8122	8123	35361	—	140013	140003
CHEVROLET TRUCK ELECTRONIC IGNITIONS										
1991-93	4	151 [A] 2.5L Eng. LLV, S-10, T-10	—	—	—	—	—	—	—	140011
1989-91	4	151 [E] 2.5L Eng. LLV, S-10, T-10	—	—	—	—	—	—	—	140011
1989-90	4	98 1.6L Eng. Tracker Can.	—	—	—	—	—	8140,8140C	—	140001
1985-90	4	151 2.5L Eng. M-10 Astro	—	—	—	—	—	—	—	140011
1985-88	4	151 2.5L Eng. S-10, S-10 Blazer, T-10, T-10 Blazer	—	—	—	—	—	—	—	140011
1982-85	4	119 1.9L Eng. S-10, S-10 Blazer, T-10, T-10 Blazer	—	—	—	—	—	8140,8140C	—	140001
1983-84	4	122 2.0L Eng. S-10, S-10 Blazer, T-10, T-10 Blazer	—	—	—	—	—	—	—	—
1981-82	4	All Eng. Luv	—	—	—	—	—	8140,8140C	140205	140001
1996-2007	6	262 [W] 4.3L Eng. C-1500, G-1500, K-1500	120142*	130141*	—	—	—	—	—	140024
	6	262 [W] 4.3L Eng. C-2500, G-2500, K-2500, P-30	120142*	130141*	—	—	—	—	—	140024
1996-2007	6	262 [W][X] 4.3L Eng. Blazer, S-10, T-10, M-10 Astro	120142*	130141*	—	—	—	—	—	140024
1995	6	262 [W] 4.3L Eng. Blazer, S-10, T-10 w/Side Tower Dist.	120142*	130141*	—	—	—	—	—	140011
	6	262 [W] 4.3L Eng. Blazer, S-10, T-10 w/Top Tower Dist.	120133	130133	8133	—	35370	—	—	140011
1991-95	6	189 [D] 3.1L Eng. Lumina (A.P.V.)	—	—	—	—	—	—	—	140011
1995	6	262 [Z] 4.3L Eng. Blazer, S-10, T-10	120133	130133	8133	—	35370	—	—	140011
1992-95	6	262 [Z] 4.3L Eng. C-1500, C-2500, K-1500, K-2500	120133	130133	8133	—	35370	—	—	140011
	6	262 [Z] 4.3L Eng. G-10, G-20, G-30, P-30	120133	130133	8133	—	35370	—	—	140011
1993-95	6	262 [W][Z] 4.3L Eng. M-10 Astro	120133	130133	8133	—	35362	—	—	140011
1992-94	6	262 [W][Z] 4.3L Eng. S-10, S-10 Blazer, T-10, T-10 Blazer	120133	130133	8133	—	—	—	—	140011
1992-93	6	173 [R] 2.8L Eng. S-10, T-10	—	—	—	—	—	—	—	140011
1990-92	6	262 [B][Z] 4.3L Eng. M-10 Astro	120133	130133	8133	—	35362	—	—	140011
1990-91	6	173 [R] 2.8L Eng. S-10, T-10	—	—	8130	—	—	—	—	140011
	6	262 [Z] 4.3L Eng. C-1500, C-2500, G-10, G-20, G-30,	—	—	—	—	—	—	—	—
	6	K-1500, K-2500, P-30	120133	130133	8133	—	35362	—	—	140011
	6	262 [Z] 4.3L Eng. S-10, S-10 Blazer, T-10, T-10 Blazer	120133	130133	8133	—	35362	—	—	140011
1990	6	189 [D] 3.1L Eng. Lumina (A.P.V.)	—	—	8130	—	—	—	—	140011

YEAR	CYL.	MODEL, ENGINE & NOTES	CAP	ROTOR	CAP & ROTOR KIT		CONTROL MODULE	SUPER STOCK COIL	RACING COIL	SUPER COIL
					PERF. TAN	BLK/GRAY				
CHEVROLET TRUCK ELECTRONIC IGNITIONS (con't)										
1989	6	292 [T] 4.8L Eng. P-20, P-30	—	130120	8129	—	35361	—	140013	140003
1988-89	6	262 [Z] 4.3L Eng. All Models	120133	130133	8133	—	35362	—	—	140011
1986-89	6	173 [R] 2.8L Eng. S-10, S-10 Blazer, T-10, T-10 Blazer	—	—	8130	—	—	—	—	140011
1987-88	6	292 [T] 4.8L Eng. P-20, P-30, R-20, R-30, V-20, V-30	—	130120	8129	—	35361	—	140013	140003
1987	6	262 4.3L Eng. El Camino, G-10, G-20, G-30, M-10 Astro,								
	6	R-10, R-20, V-10, V-20	120133	130133	8133	—	35362	—	—	140011
1984-86	6	292 4.8L Eng. C-20, C-20 Suburban, C-30, K-20,								
	6	K-20 Suburban, K-30, P-20, P-30	—	130120	8129	—	35361	—	140013	140003
1986	6	262 4.3L Eng. C-10, C-20, G-10, G-20, K-10 Cal.	—	130120	8129	—	35363	—	140013	140003
	6	262 4.3L Eng. C-10, C-20, G-10, G-20, K-10 Exc. Cal.	—	130120	8129	—	—	—	140013	140003
	6	262 4.3L Eng. El Camino, M-10 Astro	120133	130133	8133	—	35362	—	—	140011
1983-85	6	231 [A] 3.8L Eng. El Camino Can.	—	130120	8129	—	35361	—	140015	140005
1985	6	262 4.3L Eng. C-10, C-20, G-10, G-20, K-10, M-10 Astro Cal.	—	130120	8129	—	35363	—	140013	140003
	6	262 4.3L Eng. C-10, C-20, G-10, G-20, K-10, M-10 Astro Exc. Cal.	—	130120	8129	—	—	—	140013	140003
	6	262 [Z] 4.3L Eng. El Camino	120133	130133	8133	—	—	—	—	140011
1982-85	6	173 2.8L Eng. S-10, S-10 Blazer, T-10, T-10 Blazer	—	—	8130	—	—	—	—	—
1982-84	6	229 3.8L Eng. El Camino	—	130120	8129	—	35363	—	140013	140003
1984	6	250 4.1L Eng. C-10, C-20, G-10, G-20, G-30, K-10 Cal.	—	130120	8129	—	35363	—	140013	140003
	6	250 4.1L Eng. C-10, C-20, G-10, G-20, G-30, K-10 Exc. Cal.	—	130120	8129	—	35361	—	140013	140003
1983-84	6	231 [A] 3.8L Eng. El Camino Exc. Can.	—	130120	8129	—	35363	—	140015	140005
1983	6	250 4.1L Eng. C-10, C-20, G-10, G-20, K-10, K-20 Cal.	—	130120	8129	—	35363	—	140015	140005
	6	250 4.1L Eng. C-10, C-20, G-10, G-20, K-10, K-20 Exc. Cal.	—	130120	8129	—	35361	—	140015	140005
1978-83	6	292 4.8L Eng. All Models	—	130120	8129	—	35361	—	140015	140005
1982	6	231 [A] 3.8L Eng. El Camino Can.	—	130120	8129	—	35361	—	140015	140005
	6	231 [A] 3.8L Eng. El Camino Exc. Can.	—	130120	8129	—	35363	—	140015	140005
1978-82	6	250 4.1L Eng. All Models	—	130120	8129	—	35361	—	140013	140003
1981	6	229 3.8L Eng. El Camino Can.	—	130120	8129	—	35361	—	140013	140003
	6	229 3.8L Eng. El Camino w/A.T., Exc. Can.	—	130120	8129	—	—	—	140013	140003
	6	229 3.8L Eng. El Camino w/M.T., Exc. Can.	—	130120	8129	—	35361	—	140013	140003
	6	231 3.8L Eng. El Camino Exc. Can.	—	130120	8129	—	35363	—	140015	140005
1980	6	229 3.8L Eng. El Camino	—	130120	8129	—	35361	—	140013	140003
	6	231 3.8L Eng. El Camino Cal.	—	130120	8129	—	35363	—	140015	140005
	6	231 3.8L Eng. El Camino Exc. Cal.	—	130120	8129	—	35361	—	140015	140005
1978-79	6	200 3.3L Eng. El Camino	—	130120	8129	—	35361	—	140013	140003
	6	231 3.8L Eng. El Camino	—	130120	8129	—	35361	—	140015	140005
1975-77	6	250 4.1L, 292 4.8L Eng. All Models w/HEI	—	—	—	—	35361	—	—	—
1999-2003	8	350 [R] 5.7L Eng. C-1500 Suburban, C-2500HD, C-2500 Suburban, C-3500, K-1500 Suburban, K-2500HD, K-2500 Suburban, K-3500, Tahoe	120141*	130141*	—	—	—	—	—	140024
1996-2001	8	454 [J] 7.4L Eng. C-2500HD, C-2500 Suburban, C-3500, K-2500HD, K-2500 Suburban, K-3500	120141*	130141*	—	—	—	—	—	140024
1996-2003	8	305 [M] 5.0L Eng. C-1500, C-2500, G-1500, K-1500	120141*	130141*	—	—	—	—	—	140024
	8	350 [R] 5.7L Eng. C-1500, C-1500 Suburban, C-2500, C-2500 Suburban, C-3500, G-1500, G-2500, G-3500, K-1500, K-1500 Suburban, K-2500, K-2500 Suburban, K-3500, P-30, Tahoe	120141*	130141*	—	—	—	—	—	140024
1996-2001	8	454 [J] 7.4L Eng. C-2500, C-2500 Suburban, C-3500, G-3500, K-2500, K-2500 Suburban, K-3500, P-30	120141*	130141*	—	—	—	—	—	140024
1996-97	8	454 [N] 7.4L Eng. P-30 Motor Home Chassis	120137	130137	8132	—	35370	—	—	140011
1992-95	8	305 [H] 5.0L Eng. C-1500, C-2500, G-10, G-20, K-1500, K-2500	120137	130137	8132	—	35370	—	—	140011
	8	350 [K] 5.7L Eng. Blazer, C-1500, C-1500 Suburban, C-2500, C-2500 Suburban, C-3500, G-10, G-20, G-30, K-1500, K-1500 Suburban, K-2500, K-2500 Suburban, K-3500, P-30, Tahoe	120137	130137	8132	—	35370	—	—	140011
1994-95	8	454 [N] 7.4L Eng. C-2500, C-2500 Suburban, C-3500, G-30, K-2500, K-2500 Suburban, K-3500, P-30	120137	130137	8132	—	35370	—	—	140011
1992-93	8	454 [N] 7.4L Eng. C-1500 454-SS, C-2500, C-2500 Suburban, C-3500, G-30, K-2500, K-2500 Suburban, K-3500, P-30	120137	130137	8132	—	35370	—	—	140011
1991	8	350 [K] 5.7L Eng. Blazer, C-1500, C-2500, C-3500, K-1500, K-2500, K-3500, R-1500 Suburban, R-2500 Suburban, R-3500, V-1500 Suburban, V-2500 Suburban, V-3500	120137	130137	8132	—	35362	—	—	140011
	8	350 [K] 5.7L, 454 [N] 7.4L Eng. P-30	120137	130137	8132	—	35362	—	—	140011
	8	454 [N] 7.4L Eng. C-1500 454-SS, C-2500, C-3500, G-30, K-2500, K-3500, R-2500 Suburban, R-3500, V-2500 Suburban, V-3500	120137	130137	8132	—	35362	—	—	140011

YEAR	CYL.	MODEL, ENGINE & NOTES	CAP	ROTOR	CAP & ROTOR KIT		CONTROL MODULE	SUPER STOCK COIL	RACING COIL	SUPER COIL
					PERF. TAN	BLK/GRAY				
CHEVROLET TRUCK ELECTRONIC IGNITIONS (con't)										
1990-91	8	305 [H] 5.0L Eng. C-1500, C-2500, G-10, G-20, K-1500, K-2500	120137	130137	8132	—	35362	—	—	140011
	8	350 [K] 5.7L Eng. G-10, G-20, G-30	120137	130137	8132	—	35362	—	—	140011
1990	8	350 [K] 5.7L Eng. Blazer, C-1500, C-2500, C-3500, K-1500, K-2500, K-3500, P-30, R-1500 Suburban, R-2500 Suburban, R-3500, V-1500 Suburban, V-2500 Suburban, V-3500	120137	130137	8132	—	35362	—	—	140011
	8	454 [N] 7.4L Eng. C-1500 454-SS, C-3500, G-30, K-3500, P-30, R-2500 Suburban, R-3500, V-2500 Suburban, V-3500	120137	130137	8132	—	35362	—	—	140011
1989	8	350 [K] 5.7L Eng. Blazer, C-10, C-20, C-30, G-10, G-20, G-30, K-10, K-20, K-30, P-20, P-30, R-1500, R-1500 Suburban, R-2500, R-2500 Suburban, R-3500, V-1500 Suburban, V-2500, V-2500 Suburban, V-3500	120137	130137	8132	—	35362	—	—	140011
	8	454 [N] 7.4L Eng. C-30, G-30, K-30, R-20, R-2500 Suburban, R-3500, V-3500	120137	130137	8132	—	35362	—	—	140011
	8	454 [W] 7.4L Eng. P-30, R-3500, V-3500	120128	130120	8122	8123	35361	—	140013	140003
1988-89	8	305 [H] 5.0L Eng. C-10, C-20, G-10, G-20, K-10, K-20	120137	130137	8132	—	35362	—	—	140011
1988	8	305 [H] 5.0L Eng. El Camino	120137	130137	8132	—	35362	—	—	140011
	8	350 [K] 5.7L Eng. Blazer, C-10, C-20, C-30, G-10, G-20, G-30, K-10, K-20, K-30, P-20, P-30, R-10 Suburban, R-20, R-20 Suburban, R-30, V-10 Suburban, V-20, V-20 Suburban, V-30	120137	130137	8132	—	35362	—	—	140011
	8	350 [M] 5.7L Eng. G-30, P-20, P-30, R-30, V-30	120128	130120	8122	8123	35361	—	140013	140003
	8	454 [N] 7.4L Eng. C-30, K-30, R-20, R-20 Suburban, R-30, V-30	120137	130137	8132	—	35362	—	—	140011
	8	454 [W] 7.4L Eng. P-30, R-30, V-30	120128	130120	8122	8123	35361	—	140013	140003
	8	305 [G][H] 5.0L Eng. El Camino	120137	130137	8132	—	35362	—	—	140011
1987	8	305 [H] 5.0L Eng. Blazer, G-10, G-20, R-10, R-10 Suburban, R-20, V-10	120137	130137	8132	—	35362	—	—	140011
	8	305 [H] 5.0L Eng. El Camino Can.	120128	130120	8122	8123	35361	—	140013	140003
	8	305 [H] 5.0L Eng. El Camino Exc. Can.	120137	130137	8132	—	35362	—	—	140011
1987	8	350 [K] 5.7L Eng. Blazer, G-10, G-20, G-30, P-20, P-30, R-10, R-10 Suburban, R-20, R-20 Suburban, R-30, V-10, V-10 Suburban, V-20, V-20 Suburban, V-30	120137	130137	8132	—	35362	—	—	140011
	8	350 [M] 5.7L Eng. G-30, P-20, P-30 Cal.	—	130120	8131	—	35361	—	140013	140003
	8	350 [M] 5.7L Eng. G-30, P-20, P-30 Exc. Cal.	120128	130120	8122	8123	35361	—	140013	140003
	8	350 [M] 5.7L Eng. R-30, V-30	120128	130120	8122	8123	35361	—	140013	140003
	8	454 [N] 7.4L Eng. R-20, R-20 Suburban, R-30, V-30	120137	130137	8132	—	35362	—	—	140011
	8	454 [W] 7.4L Eng. P-30, R-30, V-30	120128	130120	8122	8123	35361	—	140013	140003
1985-86	8	350 [L] 5.7L Eng. Blazer, C-10, C-10 Suburban, C-20, C-20 Suburban, C-30, G-10, G-20, G-30, K-10, K-10 Suburban, K-20, K-20 Suburban, K-30 Cal.	120128	130120	8122	8123	35363	—	140013	140003
1985-86	8	350 [L] 5.7L Eng. Blazer, C-10, C-10 Suburban, C-20, C-20 Suburban, C-30, G-10, G-20, G-30, K-10, K-10 Suburban, K-20, K-20 Suburban, K-30 Exc. Cal.	120128	130120	8122	8123	35361	—	140013	140003
	8	454 [W] 7.4L Eng. C-20, C-20 Suburban, C-30, K-30, P-20, P-30	120128	130120	8122	8123	35361	—	140013	140003
1984-86	8	305 [G] 5.0L Eng. El Camino	120128	130120	8122	8123	35363	—	140013	140003
1983-86	8	350 [K] 5.7L Eng. C-20, C-20 Suburban, C-30, G-20	120128	130120	8122	8123	35361	—	140013	140003
1982-86	8	305 [F] 5.0L Eng. Blazer, C-10, C-10 Suburban, C-20, C-20 Suburban, G-10, G-20, K-10, K-20	120128	130120	8122	8123	35363	—	140013	140003
	8	305 [H] 5.0L Eng. El Camino Can.	120128	130120	8122	8123	35361	—	140013	140003
	8	305 [H] 5.0L Eng. El Camino Exc. Can.	120128	130120	8122	8123	35363	—	140013	140003
1981-86	8	305 [H] 5.0L Eng. Blazer, C-10, C-10 Suburban, C-20, C-20 Suburban, G-10, G-20, K-10, K-20	120128	130120	8122	8123	—	—	140013	140003
1980-86	8	350 [M] 5.7L Eng. C-20, C-20 Suburban, C-30, G-20, G-30, K-20, K-20 Suburban, K-30, P-20, P-30	120128	130120	8122	8123	35361	—	140013	140003
1980-84	8	350 [L] 5.7L Eng. Blazer, C-10, C-10 Suburban, C-20, C-20 Suburban, C-30, G-10, G-20, G-30, K-10, K-10 Suburban, K-20, K-20 Suburban, K-30	120128	130120	8122	8123	35361	—	140013	140003
1981-84	8	454 7.4L Eng. C-20, C-20 Suburban, C-30, K-20, K-20 Suburban, K-30, P-20, P-30	120128	130120	8122	8123	35361	—	140013	140003
1981-82	8	267 4.4L Eng. El Camino Can.	120128	130120	8122	8123	35361	—	140013	140003
	8	267 4.4L Eng. El Camino Exc. Can.	120128	130120	8122	8123	35363	—	140013	140003
1981	8	305 5.0L Eng. El Camino Can.	120128	130120	8122	8123	35361	—	140013	140003
	8	305 5.0L Eng. El Camino Exc. Can.	120128	130120	8122	8123	35363	—	140013	140003
	8	305 [F] 5.0L Eng. Blazer, C-10, C-10 Suburban, C-20 Suburban, G-10, G-20	120128	130120	8122	8123	35361	—	140013	140003
	8	305 [G] 5.0L Eng. Blazer, C-10, C-10 Suburban, G-10, G-20	120128	130120	8122	8123	35361	—	140013	140003
	8	350 5.7L Eng. El Camino	120128	130120	8122	8123	35363	—	140013	140003

YEAR	CYL.	MODEL, ENGINE & NOTES	CAP	ROTOR	CAP & ROTOR KIT		CONTROL MODULE	SUPER STOCK COIL	RACING COIL	SUPER COIL
					PERF. TAN	BLK/GRAY				
CHEVROLET TRUCK ELECTRONIC IGNITIONS (con't)										
1980-81	8	350 [P] 5.7L Eng. C-30	120128	130120	8122	8123	35361	—	140013	140003
1980	8	267 4.4L Eng. El Camino	120128	130120	8122	8123	35361	—	140013	140003
	8	305 5.0L Eng. Blazer, C-10, C-10 Suburban, El Camino, G-10	120128	130120	8122	8123	35361	—	140013	140003
	8	400 [R][X] 6.6L Eng. G-20, G-30, K-20, K-20 Suburban, K-30	120128	130120	8122	8123	35361	—	140013	140003
	8	454 7.4L Eng. C-20, C-20 Suburban, C-30, P-20, P-30	120128	130120	8122	8123	35361	—	140013	140003
1979	8	267 4.4L Eng. El Camino	120128	130120	8122	8123	35361	—	140013	140003
1977-79	8	350 5.7L Eng. El Camino	120128	130120	8122	8123	35361	—	140013	140003
1976-79	8	305 5.0L Eng. All Models	120128	130120	8122	8123	35361	—	140013	140003
1975-79	8	350 5.7L Eng. Blazer, C-10, C-10 Suburban, C-20, C-20 Suburban, C-30, G-10, G-20, G-30, K-10, K-10 Suburban, K-20, K-20 Suburban, K-30, P-20, P-30	120128	130120	8122	8123	35361	—	140013	140003
	8	400 6.6L Eng. Blazer, G-20, G-30, K-10, K-10 Suburban, K-20, K-20 Suburban, K-30	120128	130120	8122	8123	35361	—	140013	140003
	8	454 7.4L Eng. C-10, C-10 Suburban, C-20, C-20 Suburban, C-30, P-30	120128	130120	8122	8123	35361	—	140013	140003
1975-76	8	350 5.7L Eng. El Camino w/2 Bbl. Carb.	120128	130120	8122	8123	35361	—	140013	140003
	8	350 5.7L Eng. El Camino w/4 Bbl. Carb., Cal.	120128	130120	8122	8123	35361	—	140013	140003
1975-76	8	350 5.7L Eng. El Camino w/4 Bbl. Carb., Exc. Cal.	120128	130120	8122	8123	35361	—	140015	140005
1975	8	400 6.6L, 454 7.4L Eng. El Camino	120128	130120	8122	8123	35361	—	140013	140003
1974	8	All Eng. El Camino w/HEI	120128	130120	8122	8123	35361	—	140013	140003
CHRYSLER ELECTRONIC DISTRIBUTORS										
1990-95	4	153 2.5L Eng. All Models w/ & wo/Turbo	—	—	—	—	—	—	—	140021
1988-95	4	135 2.2L Eng. All Models w/Turbo, Exc. 16 Valve	—	—	—	—	—	—	—	140021
	4	135 2.2L Eng. All Models Exc. Turbo	—	—	—	—	—	—	—	140021
1988-89	4	153 2.5L Eng. All Models w/ & wo/Turbo	—	—	—	—	—	8140M	—	—
1987-89	4	2600cc [F] Eng. Conquest	—	—	—	—	—	8140,8140C	—	140001
1986-87	4	135 2.2L Eng. All Models w/ & wo/Turbo	—	—	—	—	—	8140M	—	—
	4	153 2.5L Eng. All Models	—	—	—	—	—	8140M	—	—
1984-85	4	135 2.2L Eng. All Models w/ & wo/Turbo	—	—	—	—	—	8140M	—	—
1982-85	4	156 2.6L Eng. All Models	—	—	—	—	—	8140,8140C	—	140001
1982-83	4	135 2.2L Eng. All Models	—	—	—	—	—	8140M	—	—
1988-89	6	181 3.0L Eng. All Models	—	—	—	—	—	8140M	—	—
1979-83	6	225 3.7L Eng. All Models	—	130319	8326	—	—	8140M	—	—
1978	6	225 3.7L Eng. All Models	—	130319	8326	—	—	8140,8140C	—	140001
1984-89	8	318 5.2L Eng. All Models w/Dual Pick-up	120326	130319	8320	8321	—	8140M	—	—
	8	318 5.2L Eng. All Models w/Single Pick-up	120326	130319	8320	8321	—	8140M	—	—
1981-86	8	318 5.2L Eng. All Models Exc. Imperial	120326	130319	8320	8321	—	8140M	—	—
1981-86	8	318 5.2L Eng. Imperial w/Electronic Fuel Injection	120326	130319	8320	8321	—	8140M	—	—
1980	8	318 5.2L, 360 5.9L Eng. All Models	120326	130319	8320	8321	—	8140M	—	—
1979	8	318 5.2L, 360 5.9L Eng. All Models Exc. Lean Burn	120326	130319	8320	8321	—	8140M	—	—
	8	318 5.2L, 360 5.9L Eng. All Models w/Lean Burn	120326	130319	8320	8321	—	8140M	—	—
1976-78	8	318 5.2L Eng. All Models w/Lean Burn	120326	130319	8320	8321	—	8140,8140C	—	140001
	8	318 5.2L Eng. All Models Exc. Lean Burn	120326	130319	8320	8321	—	8140,8140C	—	140001
	8	360 5.9L Eng. All Models w/Lean Burn	120326	130319	8320	8321	—	8140,8140C	—	140001
	8	360 5.9L Eng. All Models Exc. Lean Burn	120326	130319	8320	8321	—	8140,8140C	—	140001
	8	400 6.6L Eng. All Models w/Lean Burn	120326	130319	8320	8321	—	8140,8140C	—	140001
	8	400 6.6L Eng. All Models Exc. Lean Burn	120326	130319	8320	8321	—	8140,8140C	—	140001
	8	440 7.2L Eng. All Models w/Lean Burn	120326	130319	8320	8321	—	8140,8140C	—	140001
	8	440 7.2L Eng. All Models Exc. Lean Burn	120326	130319	8320	8321	—	8140,8140C	—	140001
1972-75	8	All Eng. All Models	120326	130319	8320	8321	—	8140,8140C	—	140001
DODGE ELECTRONIC DISTRIBUTORS										
1990-95	4	153 2.5L Eng. All Models w/ & wo/Turbo	—	—	—	—	—	—	—	140021
1991-95	4	135 2.2L Eng. All Models Exc. Turbo	—	—	—	—	—	—	—	140021
1994-95	4	135 2.2L Eng. All Models w/Turbo	—	—	—	—	—	—	—	140021
1991-93	4	135 2.2L Eng. All Models w/Turbo, Exc. 16 Valve	—	—	—	—	—	—	—	140021
1985-91	4	1468cc [Q] Eng. Colt Models	—	—	—	—	—	8140,8140C	—	140001
1990	4	135 2.2L Eng. All Models w/ & wo/Turbo	—	—	—	—	—	—	—	140021
1985-90	4	1595cc [K] Eng. Colt Models	—	—	—	—	—	8140,8140C	—	140001
1986-89	4	135 2.2L Eng. All Models w/ & wo/Turbo	—	—	—	—	—	8140M	—	—
1988-89	4	153 2.5L Eng. All Models w/ & wo/Turbo	—	—	—	—	—	8140M	—	—
1984-89	4	2555cc [F] Eng. Conquest	—	—	—	—	—	8140,8140C	—	140001
1987-88	4	1468cc [Q] Eng. Colt Exc. Sta. Wag.	—	—	—	—	—	8140,8140C	—	140001
1985-87	4	1997cc [A] Eng. Colt To 11/1/86	—	—	—	—	—	8140,8140C	—	140001

YEAR	CYL.	MODEL, ENGINE & NOTES	CAP	ROTOR	CAP & ROTOR KIT		CONTROL MODULE	SUPER STOCK COIL	RACING COIL	SUPER COIL
					PERF. TAN	BLK/GRAY				
DODGE ELECTRONIC DISTRIBUTORS (con't)										
1986-87	4	156 2.6L Eng. All Models	—	—	—	—	—	8140,8140C	—	140001
	4	153 2.5L Eng. All Models	—	—	—	—	—	8140M	—	—
1983-86	4	98 1.6L Eng. All Models	—	—	—	—	—	8140M	—	—
1983-85	4	156 2.6L Eng. All Models	—	—	—	—	—	8140,8140C	—	140001
1984-85	4	135 2.2L Eng. All Models w/ & wo/Turbo	—	—	—	—	—	8140M	—	—
1982-85	4	156 2.6L Eng. All Models	—	—	—	—	—	8140,8140C	—	140001
1984	4	1400cc [J] Eng. All Models	—	—	—	—	—	8140,8140C	—	140001
	4	1595cc [K] Eng. All Models Exc. Turbo	—	—	—	—	—	8140,8140C	—	140001
	4	1595cc [K] Eng. All Models w/Turbo	—	—	—	—	—	8140,8140C	—	140001
	4	1997cc [A] Eng. All Models	—	—	—	—	—	8140,8140C	—	140001
1983	4	2555cc [F] Eng. All Models	—	—	—	—	—	8140,8140C	—	140001
1981-86	4	105 1.7L Eng. All Models	—	—	—	—	—	8140M	—	—
	4	1400cc [J], 1595cc [K] Eng. All Models Exc. Can.	—	—	—	—	—	8140,8140C	—	140001
	4	135 2.2L Eng. All Models	—	—	—	—	—	8140M	—	—
1980-82	4	2555cc [F] Eng. All Models	—	—	—	—	—	8140,8140C	—	140001
1980	4	1400cc [J], 1595cc [K][Z] Eng. All Models Cal.	—	—	—	—	—	8140,8140C	—	140001
	4	All Eng. Omni Exc. Lean Burn	—	—	—	—	—	8140M	—	—
	4	All Eng. Omni w/Lean Burn	—	—	—	—	—	8140M	—	—
1979	4	2555cc [F] Eng. All Models w/Electronic Dist.	—	—	—	—	—	8140,8140C	—	140001
	4	All Eng. Omni	—	—	—	—	—	8140M	—	—
1978	4	All Eng. Omni	—	—	—	—	—	8140,8140C	—	140001
1988-89	6	181 3.0L Eng. All Models	—	—	—	—	—	8140M	—	—
1980-83	6	225 3.7L Eng. All Models	—	130319	8326	—	—	8140M	—	—
1979	6	225 3.7L Eng. All Models Exc. Lean Burn	—	130319	8326	—	—	8140M	—	—
	6	225 3.7L Eng. All Models w/Lean Burn	—	130319	8326	—	—	8140M	—	—
1973-78	6	All Eng. All Models	—	130319	8326	—	—	8140,8140C	—	140001
1984-89	8	318 5.2L Eng. All Models w/Dual Pick-up	120326	130319	8320	8321	—	8140M	—	—
	8	318 5.2L Eng. All Models w/Single Pick-up	120326	130319	8320	8321	—	8140M	—	—
1981-86	8	318 5.2L Eng. All Models	120326	130319	8320	8321	—	8140M	—	—
1980	8	318 5.2L, 360 5.9L Eng. All Models	120326	130319	8320	8321	—	8140M	—	—
1979	8	318 5.2L, 360 5.9L Eng. All Models Exc. Lean Burn	120326	130319	8320	8321	—	8140M	—	—
	8	318 5.2L, 360 5.9L Eng. All Models w/Lean Burn	120326	130319	8320	8321	—	8140M	—	—
1976-78	8	318 5.2L Eng. All Models w/Lean Burn	120326	130319	8320	8321	—	8140,8140C	—	140001
	8	318 5.2L Eng. All Models Exc. Lean Burn	120326	130319	8320	8321	—	8140,8140C	—	140001
	8	360 5.9L Eng. All Models w/Lean Burn	120326	130319	8320	8321	—	8140,8140C	—	140001
	8	360 5.9L Eng. All Models Exc. Lean Burn	120326	130319	8320	8321	—	8140,8140C	—	140001
	8	400 6.6L Eng. All Models w/Lean Burn	120326	130319	8320	8321	—	8140,8140C	—	140001
1976-78	8	400 6.6L Eng. All Models Exc. Lean Burn	120326	130319	8320	8321	—	8140,8140C	—	140001
	8	440 7.2L Eng. All Models w/Lean Burn	120326	130319	8320	8321	—	8140,8140C	—	140001
	8	440 7.2L Eng. All Models Exc. Lean Burn	120326	130319	8320	8321	—	8140,8140C	—	140001
1972-75	8	All Eng. All Models	120326	130319	8320	8321	—	8140,8140C	—	140001
DODGE TRUCK ELECTRONIC DISTRIBUTORS										
1998	4	150 2.46L Magnum Eng. Dakota	—	130330	—	—	—	—	—	140021 Req. 140021AH
1996-97	4	150 2.46L Magnum Eng. Dakota	—	130330	—	—	—	—	—	140021
1990-95	4	153 2.5L Eng. Caravan w/ & wo/Turbo	—	—	—	—	—	—	—	140021
	4	153 2.5L Eng. Dakota	—	—	—	—	—	—	—	140021
1988-89	4	153 2.5L Eng. Caravan, Mini Ram Van w/ & wo/Turbo	—	—	—	—	—	8140M	—	—
1989	4	153 2.5L Eng. Dakota	—	—	—	—	—	8140M	—	—
1987-89	4	2555cc [W] Eng. Raider	—	—	—	—	—	8140,8140C	—	140001
1987-88	4	135 2.2L Eng. Dakota	—	—	—	—	—	8140M	—	—
1986-87	4	135 2.2L Eng. Caravan, Mini Ram Van w/ & wo/Turbo	—	—	—	—	—	8140M	—	—
1984-87	4	156 2.6L Eng. Caravan, Mini Ram Van	—	—	—	—	—	8140,8140C	—	140001
1984-86	4	1997cc [A] Eng. Power Ram 50, Ram 50	—	—	—	—	—	8140,8140C	—	140001
	4	2555cc [W] Eng. Power Ram 50, Ram 50	—	—	—	—	—	8140,8140C	—	140001
1984-85	4	135 2.2L Eng. Caravan, Mini Ram Van w/ & wo/Turbo	—	—	—	—	—	8140M	—	—
1982-84	4	135 2.2L Eng. Rampage	—	—	—	—	—	8140M	—	—
1982-83	4	1997cc [A] Eng. Power Ram 50, Ram 50	—	—	—	—	—	8140,8140C	—	140001
	4	2555cc [W] Eng. Power Ram 50, Ram 50	—	—	—	—	—	8140,8140C	—	140001
1979-81	4	1997cc [U], 2555cc [W] Eng. D50	—	—	—	—	—	8140,8140C	—	140001
1998-2002	6	239 3.9L Magnum Eng. All Models	120328*	130328*	—	—	—	—	—	140021 Req. 140021AH
1994-97	6	239 3.9L Magnum Eng. All Models	120328*	130328*	—	—	—	—	—	140021

YEAR	CYL.	MODEL, ENGINE & NOTES	CAP	ROTOR	CAP & ROTOR KIT		CONTROL MODULE	SUPER STOCK COIL	RACING COIL	SUPER COIL
					PERF. TAN	BLK/GRAY				
DODGE TRUCK ELECTRONIC DISTRIBUTORS (con't)										
1992-93	6	239 3.9L Magnum Eng. All Models	120328*	130328*	—	—	—	—	—	140021
1990-91	6	239 3.9L Eng. All Models	—	—	—	—	—	—	—	140021
1987-89	6	239 3.9L Eng. All Models	—	—	—	—	—	8140M	—	—
1988-89	6	181 3.0L Eng. Caravan, Mini Ram	—	—	—	—	—	8140M	—	—
1986-87	6	239 3.9L Eng. Dakota	—	130319	8326	—	—	8140M	—	—
	6	225 3.7L Eng. All Models	—	130319	8326	—	—	8140M	—	—
1981-85	6	225 3.7L Eng. All Models w/Dual Pick-up	—	130319	8326	—	—	8140M	—	—
	6	225 3.7L Eng. All Models w/Single Pick-up	—	130319	8326	—	—	8140M	—	—
1979-80	6	225 3.7L Eng. All Models	—	130319	8326	—	—	8140M	—	—
1974-78	6	225 3.7L Eng. All Models	—	130319	8326	—	—	8140,8140C	—	140001
1973	6	All Eng. All Models Exc. Dist. 3755043	—	130319	8326	—	—	8140,8140C	—	140001
	6	All Eng. All Models w/Dist. 3755043	—	—	—	—	—	8140,8140C	—	140001
1998-2002	8	318 5.2L, 360 5.9L Magnum Eng. All Models	120329*	130328*	—	—	—	—	—	140021 Req. 140021AH
1994-97	8	318 5.2L, 360 5.9L Magnum Eng. All Models	120329*	130328*	—	—	—	—	—	140021
1993	8	360 5.9L Magnum Eng. All Models	120329*	130328*	—	—	—	—	—	140021
1992-93	8	318 5.2L, Magnum Eng. All Models	120329*	130328*	—	—	—	—	—	140021
1990-91	8	318 5.2L, 360 5.9L Eng. All Models	120326	—	—	—	—	8140M	—	—
1988-89	8	318 5.2L, 360 5.9L Eng. All Models w/Dist. 4111950; 4111955	120326	130319	8320	8321	—	8140M	—	—
	8	318 5.2L, 360 5.9L Eng. All Models w/Dist. 4289980	120326	—	—	—	—	8140M	—	—
	8	360 5.9L Eng. All Models w/Dist. 4145399	120326	130319	8320	8321	—	8140M	—	—
	8	360 5.9L Eng. All Models w/Dist. 4379070	120326	—	—	—	—	8140M	—	—
1986-87	8	318 5.2L, 360 5.9L Eng. All Models w/Dual Pick-up	120326	130319	8320	8321	—	8140M	—	—
	8	318 5.2L, 360 5.9L Eng. All Models w/Single Pick-up, Exc. Dist. 4091140	120326	130319	8320	8321	—	8140M	—	—
1981-85	8	318 5.2L, 360 5.9L Eng. All Models w/Dual Pick-up	120326	130319	8320	8321	—	8140M	—	—
	8	318 5.2L, 360 5.9L Eng. All Models w/Single Pick-up	120326	130319	8320	8321	—	8140M	—	—
1980	8	318 5.2L, 360 5.9L Eng. All Models	120326	130319	8320	8321	—	8140M	—	—
1979	8	318 5.2L, 360 5.9L, 440-3 Eng. All Models	120326	130319	8320	8321	—	8140M	—	—
1975-78	8	All 318, 360, 400, 440 Eng. All Models	120326	130319	8320	8321	—	8140,8140C	—	140001
1974	8	361, 413 Eng. All Models w/Dist. 3656831; 3656840	120326	130319	8320	8321	—	8140,8140C	—	140001
	8	361, 413 Eng. All Models w/Dist. 3656874; 3755521	—	—	—	8321	—	8140,8140C	—	140001
1972-74	8	All 318, 360, 400, 440 Eng. All Models	120326	130319	8320	8321	—	8140,8140C	—	140001
EAGLE ELECTRONIC DISTRIBUTORS										
1989-91	4	1468cc [Q] Eng. Vista Can.	—	—	—	—	—	8140,8140C	—	140001
1989-90	4	1595cc [K] Eng. Vista Can.	—	—	—	—	—	8140,8140C	—	140001
FIAT - BERTONE - LANCIA ELECTRONIC DISTRIBUTORS										
1974-88	4	All Eng. All Models w/GM 4-pin Type Module	—	—	—	—	35361	—	—	—
FORD ELECTRONIC DISTRIBUTORS										
1993-97	4	1991cc Eng. Probe w/Extrenal Coil	—	—	—	—	—	—	—	140012
1992-94	4	140 2.3L Eng. Tempo	—	130229	—	—	—	—	—	140012
1991	4	153 2.5L Eng. Taurus	—	130229	—	—	—	—	—	140012
1988-91	4	140 2.3L Eng. Tempo	—	130229	—	—	35369	—	—	140012
1987-90	4	116 1.9L Eng. Escort	—	130229	—	—	—	—	—	140012
1986-90	4	140 2.3L Eng. Mustang	—	130229	—	—	35368	—	—	140012
	4	153 2.5L Eng. Taurus	—	130229	—	—	35369	—	—	140012
1988-89	4	81 1.3L Eng. Festiva w/Carb	—	—	—	—	—	8140,8140C	—	140001
1989	4	133 2.2L Eng. Probe Exc. Turbo	—	—	—	—	—	8140,8140C	—	140001
1985-88	4	140 2.3L Eng. Thunderbird	—	130229	—	—	35368	—	—	140012
1986-87	4	140 2.3L Eng. Tempo Can., Exc. Electronic Engine Control IV	—	—	—	—	—	8140,8140C	140207	140001
	4	140 2.3L Eng. Tempo Can., w/Electronic Engine Control IV	—	—	—	—	35369	8140,8140C	140207	140001
	4	140 2.3L Eng. Tempo Exc. Can., Exc. Electronic Engine Control IV	—	130229	—	—	—	—	—	140012
	4	140 2.3L Eng. Tempo Exc. Can., w/Electronic Engine Control IV	—	130229	—	—	35369	—	—	140012
1986	4	116 1.9L Eng. Escort w/Carb.	—	—	—	—	—	—	—	140012
	4	116 1.9L Eng. Escort w/Electronic Fuel Injection	—	130229	—	—	35368	—	—	140012
	4	140 2.3L Eng. LTD Exc. Electronic Engine Control IV	—	130229	—	—	—	—	—	140012
	4	140 2.3L Eng. LTD w/Electronic Engine Control IV	—	130229	—	—	35368	—	—	140012
1985	4	98 1.6L Eng. Escort, Escort EXP w/Carb Exc. Electronic Engine Control IV	—	—	—	—	—	—	—	140012
	4	98 1.6L Eng. Escort, Escort EXP w/Carb., w/Electronic Engine Control IV	—	—	—	—	35368	—	—	140012
	4	98 1.6L Eng. Escort, Escort EXP w/Electronic Fuel Injection (E.F.I.),	—	130229	—	—	35368	—	—	140012
	4	116 1.9L Eng. Escort, Escort EXP	—	—	—	—	—	—	—	140012
	4	140 2.3L Eng. LTD II, Tempo w/Electronic Engine Control IV	—	—	—	—	35369	—	—	140012
	4	140 2.3L Eng. LTD, Mustang w/Electronic Engine Control IV	—	130229	—	—	35368	—	—	140012

ELECTRONIC IGNITION TUNE-UP PARTS



YEAR	CYL.	MODEL, ENGINE & NOTES	CAP	ROTOR	CAP & ROTOR KIT		CONTROL MODULE	SUPER STOCK COIL	RACING COIL	SUPER COIL
					PERF. TAN	BLK/GRAY				
FORD ELECTRONIC DISTRIBUTORS (con't)										
1984-85	4	140 2.3L Eng. LTD, LTD II, Mustang, Tempo, Exc. Electronic Engine Control IV	—	—	—	—	—	8140,8140C	140207	140001
1984	4	140 2.3L Eng. LTD II, Tempo w/Electronic Engine Control IV	—	—	—	—	35369	—	—	140012
	4	140 2.3L Eng. LTD, Mustang, Thunderbird, w/Electronic Engine Control IV	—	—	—	—	35368	—	—	140012
	4	140 2.3L Eng. Thunderbird Exc. Electronic Engine Control IV	—	—	—	—	—	8140,8140C	140207	140001
1983-84	4	98 1.6L Eng. Escort, Escort EXP Exc. Electronic Engine Control IV	—	—	—	—	—	—	—	140012
	4	98 1.6L Eng. Escort, Escort EXP w/Electronic Engine Control IV	—	—	—	—	35368	—	—	140012
1983	4	140 2.3L Eng. Fairmont, LTD, LTD II, Mustang Exc. Turbo	—	—	—	—	—	8140,8140C	140207	140001
	4	140 2.3L Eng. Mustang, Thunderbird w/Turbo	—	—	—	—	35368	—	—	140012
1982	4	98 1.6L Eng. Escort w/Expoy Coil	—	—	—	—	—	—	—	140012
	4	98 1.6L Eng. Escort w/Oil Filled Can Coil	—	—	—	—	—	8140,8140C	140207	140001
1981-82	4	140 2.3L Eng. Fairmont, Granada, Mustang	—	—	—	—	—	8140,8140C	140207	140001
1981	4	98 1.6L Eng. Escort	—	—	—	—	—	8140,8140C	140207	140001
1979-80	4	140 2.3L Eng. Fairmont, Pinto	—	—	—	—	—	8140,8140C	140207	140001
1978-80	4	1600cc Eng. Fiesta	—	—	—	—	—	8140,8140C	140207	140001
1979-80	4	140 2.3L Eng. Mustang, w/ & w/o Turbo	—	—	—	—	—	8140,8140C	140207	140001
1975-78	4	140 2.3L Eng. Fairmont, Mustang, Pinto	—	—	—	—	—	8140,8140C	140207	140001
1995-96	6	232 3.8L Eng. Thunderbird Exc. Cal., Exc. Super Charged	120229	130229	8230	—	35371	—	—	140012
1991-95	6	183 3.0L Eng. Taurus Exc. SHO	120229	130229	8230	—	—	—	—	140012
	6	232 3.8L Eng. Taurus	120229	130229	8230	—	35371	—	—	140012
1991-94	6	232 3.8L Eng. Thunderbird Exc. Super Charged	120229	130229	8230	—	35371	—	—	140012
1992-94	6	183 3.0L Eng. Tempo	120229	130229	8230	—	—	—	—	140012
1990-92	6	183 3.0L Eng. Probe	120229	130229	8230	—	—	—	—	140012
1989-90	6	183 3.0L Eng. Taurus Exc. SHO, Exc. Cal.	120229	130229	8230	—	35369	—	—	140012
	6	183 3.0L Eng. Taurus Exc. SHO, Cal.	120229	130229	8230	—	—	—	—	140012
1989-90	6	232 3.8L Eng. Thunderbird Exc. Super Charged	120229	130229	8230	—	—	—	—	140012
1988-90	6	232 3.8L Eng. Taurus	120229	130229	8230	—	—	—	—	140012
1988	6	232 3.8L Eng. Thunderbird	120229	130229	8230	—	—	—	—	140012
1986-88	6	183 3.0L Eng. Taurus	120229	130229	8230	—	35369	—	—	140012
1987	6	232 3.8L Eng. Thunderbird	120229	130229	8230	—	35368	—	—	140012
1986	6	232 3.8L Eng. LTD, LTD II, Thunderbird Can., Exc. Electronic Engine Control IV	—	—	—	—	—	8140,8140C	140207	140001
	6	232 3.8L Eng. LTD, LTD II, Thunderbird Can., w/Electronic Engine Control IV	—	—	—	—	35368	8140,8140C	140207	140001
	6	232 3.8L Eng. LTD, Thunderbird Exc. Can., Exc. Electronic Engine Control IV	120229	130229	8230	—	—	—	—	140012
	6	232 3.8L Eng. LTD, Thunderbird Exc. Can., w/Electronic Engine Control IV	120229	130229	8230	—	35368	—	—	140012
	6	232 3.8L Eng. Mustang	120229	130229	8230	—	35368	—	—	140012
1984-85	6	232 3.8L Eng. LTD, LTD II, Mustang, Thunderbird, Exc. Electronic Engine Control IV	—	—	—	—	—	8140,8140C	140207	140001
	6	232 3.8L Eng. LTD, LTD II, Mustang, Thunderbird, w/Electronic Engine Control IV	120229	—	—	—	35368	—	—	140012
1983	6	200 3.3L Eng. Fairmont, LTD, LTD II	—	—	—	—	—	8140,8140C	140207	140001
	6	232 3.8L Eng. LTD, LTD II, Mustang, Thunderbird	—	—	—	—	—	8140,8140C	140207	140001
1982	6	232 3.8L Eng. Fairmont, Granada, Thunderbird	—	—	—	—	—	8140,8140C	140207	140001
1981-82	6	200 3.3L Eng. Granada	—	—	—	—	—	8140,8140C	140207	140001
1980-82	6	200 3.3L Eng. Fairmont, Mustang, Thunderbird	—	—	—	—	—	8140,8140C	140207	140001
1978-80	6	250 4.1L Eng. Granada	—	—	—	—	—	8140,8140C	140207	140001
1979	6	171 2.8L Eng. Mustang, Pinto w/Ford Dist.	—	—	—	—	—	8140,8140C	140207	140001
	6	200 3.3L Eng. Mustang	—	—	—	—	—	8140,8140C	140207	140001
1978-79	6	200 3.3L Eng. Fairmont	—	—	—	—	—	8140,8140C	140207	140001
1977-78	6	171 2.8L Eng. Mustang, Pinto	—	—	—	—	—	8140,8140C	140207	140001
1977	6	200 3.3L, 250 4.1L Eng. Granada, Maverick	—	—	—	—	—	8140,8140C	140207	140001
1975-76	6	171 2.8L Eng. Mustang, Pinto	—	—	—	—	—	8140,8140C	140207	140001
	6	200 3.3L, 250 4.1L Eng. Granada, Maverick	—	—	—	—	—	8140,8140C	140207	140001
1974	6	200 3.3L, 250 4.1L Eng. All Models	—	—	—	—	—	8140,8140C	140207	140001
1994-95	8	302 5.0L Eng. Mustang	120223	130224	8233	8234	35371	—	—	140012
1991-93	8	302 5.0L Eng. Thunderbird	120223	130224	8233	8234	35371	—	—	140012
1987-93	8	302 5.0L Eng. Mustang w/A.T.	120223	130224	8233	8234	35368	—	—	140012
	8	302 5.0L Eng. Mustang w/M.T.	120223	130224	8233	8234	35369	—	—	140012
1987-91	8	302 5.0L Eng. Crown Victoria	120223	130224	8233	8234	35369	—	—	140012
1983-91	8	351 [W] 5.8L Eng. Crown Victoria	120223	130223	8224	8223	—	8140,8140C	140207	140001
1987-89	8	302 5.0L Eng. Thunderbird	120223	130224	8233	8234	35369	—	—	140012
1986	8	302 5.0L Eng. Crown Victoria, Mustang, Thunderbird	120223	130224	8233	8234	35368	—	—	140012
1985	8	302 5.0L Eng. Crown Victoria, LTD, Mustang, Exc. Electronic Engine Control IV	120223	130223	8224	8223	—	8140,8140C	140207	140001

YEAR	CYL.	MODEL, ENGINE & NOTES	CAP	ROTOR	CAP & ROTOR KIT		CONTROL MODULE	SUPER STOCK COIL	RACING COIL	SUPER COIL
					PERF. TAN	BLK/GRAY				
FORD ELECTRONIC DISTRIBUTORS (con't)										
	8	302 5.0L Eng. Crown Victoria, LTD, Mustang, w/Electronic Engine Control IV	120223	130224	8233	8234	35368	—	—	140012
	8	302 5.0L Eng. Thunderbird Exc. Electronic Engine Control IV	120223	130223	8224	8223	35368	8140,8140C	140207	140001
1985	8	302 5.0L Eng. Thunderbird w/Electronic Engine Control IV	120223	130224	8233	8234	35368	—	—	140012
1983-84	8	302 5.0L Eng. Crown Victoria, LTD, Mustang, Thunderbird Exc. Electronic Engine Control IV	120223	130223	8224	8223	—	8140,8140C	140207	140001
	8	302 5.0L Eng. Crown Victoria, LTD, Mustang, Thunderbird w/Electronic Engine Control IV	120223	—	—	—	35368	—	—	140012
1982	8	302 5.0L Eng. Mustang	120223	130223	8224	8223	—	8140,8140C	140207	140001
	8	255 4.2L Eng. Fairmont, LTD, Mustang, Thunderbird	120223	130223	8224	8223	—	8140,8140C	140207	140001
1981-82	8	302 5.0L Eng. LTD Exc. Electronic Engine Control III (E.E.C. III)	120223	130223	8224	8223	—	8140,8140C	140207	140001
	8	302 5.0L Eng. LTD w/Electronic Engine Control III (E.E.C. III)	—	—	—	—	—	8140,8140C	140207	140001
1982	8	351 [W] 5.8L Eng. LTD	120223	130223	8224	8223	—	8140,8140C	140207	140001
1981	8	255 4.2L Eng. Fairmont, Granada, LTD, Mustang, Thunderbird	120223	130223	8224	8223	—	8140,8140C	140207	140001
	8	302 5.0L Eng. Thunderbird	120223	130223	8224	8223	—	8140,8140C	140207	140001
	8	351 [W] 5.8L Eng. LTD Exc. Electronic Engine Control III (E.E.C. III)	120223	130223	8224	8223	—	8140,8140C	140207	140001
	8	351 [W] 5.8L Eng. LTD w/Electronic Engine Control III (E.E.C. III)	—	—	—	—	—	8140,8140C	140207	140001
1980	8	255 4.2L Eng. Fairmont, Granada, Mustang, Thunderbird	120223	130223	8224	8223	—	8140,8140C	140207	140001
	8	302 5.0L Eng. Granada	120223	130223	8224	8223	—	8140,8140C	140207	140001
	8	302 5.0L Eng. LTD Can.	120223	130223	8224	8223	—	8140,8140C	140207	140001
	8	302 5.0L Eng. LTD w/Automatic Overdrive Trans. (A.O.T.)	120223	130223	8224	8223	—	8140,8140C	140207	140001
1980	8	302 5.0L Eng. LTD w/C-4 Trans., Exc. Cal.	120223	130223	8224	8223	—	8140,8140C	140207	140001
	8	302 5.0L Eng. LTD w/C-4 Trans., w/Original Dist., Cal.	—	—	—	—	—	8140,8140C	140207	140001
	8	302 5.0L Eng. LTD w/C-4 Trans., w/Replacement Dist., Cal.	120223	130223	8224	8223	—	8140,8140C	140207	140001
	8	302 5.0L Eng. Thunderbird	120223	130223	8224	8223	—	8140,8140C	140207	140001
	8	351 [W] 5.8L Eng. LTD Can., w/2.26 Axle Ratio	120223	130223	8224	8223	—	8140,8140C	140207	140001
	8	351 [W] 5.8L Eng. LTD Can., w/3.08 Axle Ratio	—	—	—	—	—	8140,8140C	140207	140001
	8	351 [W] 5.8L Eng. LTD w/Dist. D9AE-BA, Exc. Can., Exc. High Output	—	—	—	—	—	8140,8140C	140207	140001
1978-79	8	302 5.0L Eng. Custom, Fairmont, Granada, LTD, LTD II, Mustang, Thunderbird	120223	130223	8224	8223	—	8140,8140C	140207	140001
1979	8	351 [M] 5.8L Eng. LTD II, Thunderbird	120223	130223	8224	8223	—	8140,8140C	140207	140001
	8	351 [W] 5.8L Eng. Custom, LTD Cal.	—	—	—	—	—	8140,8140C	140207	140001
	8	351 [W] 5.8L Eng. Custom, LTD Exc. Cal.	120223	130223	8224	8223	—	8140,8140C	140207	140001
	8	351 [W] 5.8L Eng. LTD II, Thunderbird	120223	130223	8224	8223	—	8140,8140C	140207	140001
1978	8	351 [M] 5.8L Eng. Custom, LTD, LTD II, Thunderbird	120223	130223	8224	8223	—	8140,8140C	140207	140001
	8	351 [W] 5.8L Eng. Custom, LTD, LTD II, Thunderbird	120223	130223	8224	8223	—	8140,8140C	140207	140001
1977-78	8	400 6.6L Eng. Custom, LTD, LTD II, Thunderbird	120223	130223	8224	8223	—	8140,8140C	140207	140001
	8	460 7.5L Eng. Custom, LTD	120223	130223	8224	8223	—	8140,8140C	140207	140001
1977	8	302 5.0L Eng. Custom, Granada, LTD, LTD II, Maverick, Mustang, Thunderbird	120223	130223	8224	8223	—	8140,8140C	140207	140001
	8	351 [M] 5.8L Eng. Custom, LTD, LTD II, Thunderbird	120223	130223	8224	8223	—	8140,8140C	140207	140001
	8	351 [M] 5.8L Eng. Custom, LTD, LTD II, Thunderbird Can.	120214	130215	8220	8222	—	8140,8140C	140207	140001
	8	351 [W] 5.8L Eng. Custom, Granada, LTD, LTD II, Thunderbird	120223	130223	8224	8223	—	8140,8140C	140207	140001
1975-76	8	302 5.0L Eng. Granada, Maverick, Mustang	120214	130215	8220	8222	—	8140,8140C	140207	140001
	8	351 [M] 5.8L, 400 6.6L Eng. Custom, LTD, Torino	120214	130215	8220	8222	—	8140,8140C	140207	140001
	8	351 [W] 5.8L Eng. Granada, LTD, Torino	120214	130215	8220	8222	—	8140,8140C	140207	140001
	8	460 7.5L Eng. Custom, LTD, Thunderbird, Torino	120214	130215	8220	8222	—	8140,8140C	140207	140001
1974	8	All Eng. All Models w/Electronic Ignition	120214	130215	8220	8222	—	8140,8140C	140207	140001
FORD TRUCK ELECTRONIC DISTRIBUTORS										
1985-88	4	140 2.3L Eng. Ranger	—	130229	—	—	35368	—	—	140012
1984-88	4	122 2.0L Eng. Ranger	—	—	—	—	35368	—	—	140012
1986-87	4	140 2.3L Eng. Aerostar	—	130229	—	—	35369	—	—	140012
1985-86	4	140 2.3L Eng. Bronco II	—	130229	—	—	35368	—	—	140012
1984	4	140 2.3L Eng. Bronco II	—	—	—	—	35368	8140,8140C	140207	140001
1983-84	4	140 2.3L Eng. Ranger	—	—	—	—	35368	8140,8140C	140207	140001
1983	4	122 2.0L Eng. Ranger	—	—	—	—	35368	8140,8140C	140207	140001
1981-82	4	122 2.0L Eng. Courier	—	—	—	—	—	8140,8140C	—	140001
1994-96	6	300 4.9L Eng. All Models	120229	130229	8230	—	35371	—	—	140012
1992-97	6	183 3.0L Eng. Aerostar	120229	130229	8230	—	35371	—	—	140012
1991-95	6	183 3.0L Eng. Ranger	120229	130229	8230	—	35371	—	—	140012
1992-93	6	300 4.9L Eng. All Models	120229	130229	8230	—	—	—	—	140012
1991-92	6	177 2.9L Eng. Ranger	120229	130229	8230	—	35371	—	—	140012
1987-91	6	300 4.9L Eng. All Models	120229	130229	8230	—	35368	—	—	140012

YEAR	CYL.	MODEL, ENGINE & NOTES	CAP	ROTOR	CAP & ROTOR KIT		CONTROL MODULE	SUPER STOCK COIL	RACING COIL	SUPER COIL
					PERF. TAN	BLK/GRAY				
FORD TRUCK ELECTRONIC DISTRIBUTORS (con't)										
1986-91	6	183 3.0L Eng. Aerostar	120229	130229	8230	—	35368	—	—	140012
1990	6	177 2.9L Eng. Bronco II, Ranger	120229	130229	8230	—	35369	—	—	140012
1986-89	6	177 2.9L Eng. Bronco II, Ranger	120229	130229	8230	—	35368	—	—	140012
1986	6	171 2.8L Eng. Aerostar	120229	—	8231	—	35368	—	—	140012
1985-86	6	300 4.9L Eng. All Models Can.	—	—	—	—	35368	8140,8140C	140207	140001
1986	6	300 4.9L Eng. Bronco, E-150, F-150 Exc. Can.	120229	130229	8230	—	35368	—	—	140012
	6	300 4.9L Eng. E-250, F-250, F-350 w/Dist. E6TE-AA, BA, Exc. Can.	—	130229	—	—	35368	8140,8140C	140207	140001
1985-86	6	300 4.9L Eng. E-250, F-250 w/Dist. E4TE-AA, Exc. Can.	120229	130229	8230	—	35368	—	—	140012
	6	300 4.9L Eng. E-250, F-250, F-350 w/Dist. E5TE-MA, NA, Exc. Can.	—	130229	—	—	35368	8140,8140C	140207	140001
1985	6	300 4.9L Eng. Bronco, E-150, F-150 Exc. Can.	120229	—	—	—	35368	—	—	140012
	6	300 4.9L Eng. E-250, F-250, F-350 w/Dist. D9TE-ADA, AEA, Exc. Can.	—	—	—	—	35368	8140,8140C	140207	140001
1985	6	171 2.8L Eng. Bronco II, Ranger	120229	—	—	—	35368	—	—	140012
1984	6	171 2.8L Eng. Bronco II, Ranger	—	—	—	—	35368	—	—	140012
	6	300 4.9L Eng. Bronco, F-100, F-150, E-100, E-150	120229	—	—	—	35368	—	—	140012
	6	300 4.9L Eng. F-250, F-350, E-250, E-350	—	—	—	—	35368	8140,8140C	140207	140001
1983	6	171 2.8L Eng. Ranger	—	—	—	—	35368	—	—	140012
1982-83	6	232 3.8L Eng. F-100	—	—	—	—	—	8140,8140C	140207	140001
1977-83	6	300 4.9L Eng. All Models	—	—	—	—	—	8140,8140C	140207	140001
1975-76	6	300 4.9L Eng. All Models	—	—	—	—	—	8140,8140C	140207	140001
1974	6	All Eng. All Models w/Electronic Ignition	—	—	—	—	—	—	—	140012
1992-97	8	351 [W] 5.8L Eng. All Models w/Push-on Rotor	120223	130224	8233	8234	35371	—	—	140012
	8	351 [W] 5.8L Eng. All Models w/Bolt-on Rotor	120223	—	—	—	35371	—	—	140012
	8	460 7.5L Eng. E-250, E-350, F-250, F-350	120223	130224	8233	8234	35371	—	—	140012
	8	460 7.5L Eng. F-Super Duty	120223	130224	8233	8234	35371	—	—	140012
1992-96	8	302 5.0L Eng. All Models w/Push-on Rotor	120223	130224	8233	8234	35371	—	—	140012
1992-96	8	302 5.0L Eng. All Models w/Bolt-on Rotor	120223	—	—	—	35371	—	—	140012
1990-91	8	302 5.0L Eng. All Models w/Push-on Rotor	120223	130224	8233	8234	35368	—	—	140012
	8	302 5.0L Eng. All Models w/Bolt-on Rotor	120223	—	—	—	35368	—	—	140012
	8	351 [W] 5.8L Eng. All Models w/Push-on Rotor	120223	130224	8233	8234	35368	—	—	140012
	8	351 [W] 5.8L Eng. All Models w/Bolt-on Rotor	120223	—	—	—	35368	—	—	140012
	8	460 7.5L Eng. E-250, E-350, F-250, F-350	120223	130224	8233	8234	35368	—	—	140012
1988-91	8	460 7.5L Eng. E-250, E-350, F-250, F-350	120223	130224	8233	8234	—	—	—	140012
	8	460 7.5L Eng. F-Super Duty w/9-pin Connector	120223	130224	8233	8234	35368	—	—	140012
	8	460 7.5L Eng. F-Super Duty w/6-pin Connector	120223	130224	8233	8234	—	—	—	140012
1988-89	8	351 [W] 5.8L Eng. All Models	120223	130224	8233	8234	35368	—	—	140012
1987-89	8	302 5.0L Eng. All Models	120223	130224	8233	8234	35368	—	—	140012
1984-87	8	460 7.5L Eng. All Models w/Dist. Mounted	120223	130223	8224	8223	35368	8140,8140C	140207	140001
	8	460 7.5L Eng. All Models Exc. Dist. Mounted	120223	130223	8224	8223	—	8140,8140C	140207	140001
1986-87	8	351 [W] 5.8L Eng. All Models	120223	130223	8224	8223	35368	8140,8140C	140207	140001
1986	8	302 5.0L Eng. All Models	120223	130224	8233	8234	35368	—	—	140012
1984-85	8	351 [W] 5.8L Eng. All Models w/Dist. Mounted, Exc. Electronic Engine Control IV	120223	130223	8224	8223	35368	8140,8140C	140207	140001
	8	351 [W] 5.8L Eng. All Models w/Dist. Mounted, w/Electronic Engine Control IV w/Bolt-on Rotor	120223	—	—	—	35368	—	—	140012
	8	351 [W] 5.8L Eng. All Models w/Dist. Mounted, w/Electronic Engine Control IV w/Push-on Rotor	120223	130223	8224	8223	35368	—	—	140012
1984-85	8	351 [W] 5.8L Eng. All Models Exc. Dist. Mounted, w/Electronic Engine Control IV w/Bolt-on Rotor	120223	—	—	—	—	—	—	140012
	8	351 [W] 5.8L Eng. All Models Exc. Dist. Mounted, w/Electronic Engine Control IV w/Push-on Rotor	120223	130223	8224	8223	—	—	—	140012
	8	351 [W] 5.8L Eng. All Models Exc. Dist. Mounted, Exc. Electronic Engine Control IV w/Bolt-on Rotor	120223	—	—	—	—	8140,8140C	140207	140001
	8	351 [W] 5.8L Eng. All Models Exc. Dist. Mounted, Exc. Electronic Engine Control IV w/Push-on Rotor	120223	130223	8224	8223	—	8140,8140C	140207	140001
1985	8	302 5.0L Eng. All Models w/2 Bbl. Carb.	120223	—	—	—	35368	—	—	140012
	8	302 5.0L Eng. All Models w/Electronic Fuel Injection (E.F.I.)	120223	130224	8233	8234	35368	—	—	140012
1984	8	302 5.0L Eng. All Models Exc. Electronic Engine Control IV w/Push-on Rotor	120223	130223	8224	8223	—	8140,8140C	140207	140001
	8	302 5.0L Eng. All Models Exc. Electronic Engine Control IV w/Bolt-on Rotor	120223	—	—	—	—	8140,8140C	140207	140001

YEAR	CYL.	MODEL, ENGINE & NOTES	CAP	ROTOR	CAP & ROTOR KIT		CONTROL MODULE	SUPER STOCK COIL	RACING COIL	SUPER COIL
					PERF. TAN	BLK/GRAY				
FORD TRUCK ELECTRONIC DISTRIBUTORS (con't)										
	8	302 5.0L Eng. All Models w/Electronic Engine Control IV w/Push-on Rotor	120223	130224	8233	8234	35368	—	—	140012
	8	302 5.0L Eng. All Models w/Electronic Engine Control IV w/Bolt-on Rotor	120223	—	—	—	35368	—	—	140012
1983	8	302 5.0L Eng. All Models, Exc. Electronic Engine Control IV	120223	130223	8224	8223	—	8140,8140C	140207	140001
	8	302 5.0L Eng. All Models, w/Electronic Engine Control IV	120223	—	—	—	—	—	—	140012
	8	351 [M] 5.8L Eng. All Models Exc. Electronic Engine Control III, IV (E.E.C. III, IV)	120223	130223	8224	8223	—	8140,8140C	140207	140001
	8	351 [M] 5.8L Eng. All Models w/Electronic Engine Control III (E.E.C. III), Exc. Cal.	—	—	—	—	—	8140,8140C	140207	140001
	8	351 [M] 5.8L Eng. All Models w/Electronic Engine Control IV, Exc. Cal.	120223	—	—	—	—	—	—	140012
	8	351 [W] 5.8L Eng. All Models, Exc. Electronic Engine Control III, IV (E.E.C. III, IV)	120223	130223	8224	8223	—	8140,8140C	140207	140001
1983	8	351 [W] 5.8L Eng. All Models, w/Electronic Engine Control III (E.E.C. III)	—	—	—	—	—	8140,8140C	140207	140001
	8	351 [W] 5.8L Eng. All Models, w/Electronic Engine Control IV	120223	—	—	—	—	—	—	140012
	8	460 7.5L Eng. All Models	120223	130223	8224	8223	—	8140,8140C	140207	140001
1982	8	302 5.0L, 351[W] 5.8L Eng. All Models Exc. Electronic Engine Control III (E.E.C. III)	120223	130223	8224	8223	—	8140,8140C	140207	140001
	8	302 5.0L, 351[W] 5.8L Eng. All Models w/Electronic Engine Control III (E.E.C. III)	—	—	—	—	—	8140,8140C	140207	140001
	8	351 [M] 5.8L Eng. All Models Exc. Electronic Engine Control III (E.E.C. III)	120223	130223	8224	8223	—	8140,8140C	140207	140001
	8	351 [M] 5.8L Eng. All Models w/Electronic Engine Control III (E.E.C. III)	—	—	—	—	—	8140,8140C	140207	140001
1981-82	8	255 4.2L Eng. F-100	120223	130223	8224	8223	—	8140,8140C	140207	140001
1980-82	8	400 6.6L, 460 7.5L Eng. All Models	120223	130223	8224	8223	—	8140,8140C	140207	140001
1981	8	302 5.0L, 351 [W] 5.8L Eng. All Models Exc. Electronic Engine Control III (E.E.C. III)	120223	130223	8224	8223	—	8140,8140C	140207	140001
	8	302 5.0L, 351 [W] 5.8L Eng. All Models w/Electronic Engine Control III (E.E.C. III)	—	—	—	—	—	8140,8140C	140207	140001
1980-81	8	351 [M] 5.8L Eng. All Models	120223	130223	8224	8223	—	8140,8140C	140207	140001
1980	8	302 5.0L, 351 [W] 5.8L Eng. All Models Exc. Electronic Engine Control III (E.E.C. III)	120223	130223	8224	8223	—	8140,8140C	140207	140001
	8	302 5.0L, 351 [W] 5.8L Eng. All Models w/Electronic Engine Control III (E.E.C. III)	—	—	—	—	—	8140,8140C	140207	140001
1978-79	8	All Eng. All Models	120223	130223	8224	8223	—	8140,8140C	140207	140001
1977	8	All Eng. All Models Exc. Ranchero	120223	130223	8224	8223	—	8140,8140C	140207	140001
	8	302, 351[W], 400 Eng. Ranchero	120223	130223	8224	8223	—	8140,8140C	140207	140001
1977	8	351 [M] 5.8L Eng. Ranchero Exc. Can.	120223	130223	8224	8223	—	8140,8140C	140207	140001
	8	351 [M] 5.8L Eng. Ranchero Can.	120214	130215	8220	8222	—	8140,8140C	140207	140001
1975-76	8	302, 351 [M][W], 360, 390, 400, 460 Eng. All Models	120214	130215	8220	8222	—	8140,8140C	140207	140001
1974	8	All Eng. Ranchero w/Electronic Ignition	120214	130215	8220	8222	—	8140,8140C	140207	140001
GEO ELECTRONIC DISTRIBUTORS										
1992-93	4	110 1.8L Eng. Storm GSi DOHC 16V	—	—	—	—	35362	—	—	140011
1990-93	4	98 1.6L Eng. Storm	—	—	—	—	35362	—	—	140011
1989	4	92 [9] 1.5L Eng. Spectrum	—	—	—	—	35362	—	—	140011
GMC TRUCK ELECTRONIC DISTRIBUTORS										
1991-93	4	151 [A] 2.5L Eng. S-15, T-15	—	—	—	—	—	—	—	140011
1989-91	4	151 [E] 2.5L Eng. S-15, T-15	—	—	—	—	—	—	—	140011
1985-90	4	151 2.5L Eng. M-15 Safari	—	—	—	—	—	—	—	140011
1985-88	4	151 2.5L Eng. S-15, S-15 Jimmy, T-15, T-15 Jimmy	—	—	—	—	—	—	—	140011
1982-85	4	119 1.9L Eng. S-15, S-15 Jimmy, T-15, T-15 Jimmy	—	—	—	—	—	8140,8140C	—	140001
1982-84	4	122 2.0L Eng. S-15, S-15 Jimmy, T-15, T-15 Jimmy	—	—	—	—	—	—	—	—
1996-2007	6	262 [W] 4.3L Eng. C-1500, K-1500, M-15 Safari, P-3500, Savana G-1500	120142*	130141*	—	—	—	—	—	140024
	6	262 [W][X] 4.3L Eng. Jimmy, S-15, T-15	120142*	130141*	—	—	—	—	—	140024
	6	262 [W] 4.3L Eng. C-2500, G-2500, K-2500	120142*	130141*	—	—	—	—	—	140024
1995	6	262 [W] 4.3L Eng. Jimmy, S-15, T-15 w/Side Tower Dist.	120142*	130141*	—	—	—	—	—	140011
	6	262 [W] 4.3L Eng. Jimmy, S-15, T-15 w/Top Tower Dist.	120133	130133	8133	—	35370	—	—	140011
	6	262 [Z] 4.3L Eng. Jimmy, S-15, T-15	120133	130133	8133	—	35370	—	—	140011
1992-95	6	262 [Z] 4.3L Eng. C-1500, C-2500, K-1500, K-2500	120133	130133	8133	—	35370	—	—	140011
	6	262 [Z] 4.3L Eng. G-1500, G-2500, G-3500, P-3500	120133	130133	8133	—	35370	—	—	140011
1993-95	6	262 [W][Z] 4.3L Eng. M-15 Safari	120133	130133	8133	—	35362	—	—	140011
1992-94	6	262 [W][Z] 4.3L Eng. S-15, S-15 Jimmy, T-15, T-15 Jimmy	120133	130133	8133	—	—	—	—	140011
1992-93	6	173 [R] 2.8L Eng. S-15, T-15	—	—	—	—	—	—	—	140011
	6	262 [Z] 4.3L Typhoon, AWD w/Turbo	120133	130133	8133	—	—	—	—	140011
1991-92	6	262 [Z] 4.3L Syclone, AWD w/Turbo	120133	130133	8133	—	—	—	—	140011

YEAR	CYL.	MODEL, ENGINE & NOTES	CAP	ROTOR	CAP & ROTOR KIT		CONTROL MODULE	SUPER STOCK COIL	RACING COIL	SUPER COIL
					PERF. TAN	BLK/GRAY				
GMC TRUCK ELECTRONIC DISTRIBUTORS (con't)										
1990-92	6	262 [B][Z] 4.3L Eng. M-15 Safari	120133	130133	8133	—	35362	—	—	140011
1990-91	6	173 [R] 2.8L Eng. S-15, T-15	—	—	8130	—	—	—	—	140011
	6	262 [Z] 4.3L Eng. C-1500, C-2500, G-1500, G-2500, G-3500, K-1500, K-2500, P-3500	120133	130133	8133	—	35362	—	—	140011
	6	262 [Z] 4.3L Eng. S-15, S-15 Jimmy, T-15, T-15 Jimmy	120133	130133	8133	—	35362	—	—	140011
1989	6	292 [T] 4.8L Eng. P-2500, P-3500, R-2500 Suburban, V-2500 Suburban	—	130120	8129	—	35361	—	140013	140003
1986-89	6	173 [R] 2.8L Eng. S-15, S-15 Jimmy, T-15, T-15 Jimmy	—	—	8130	—	—	—	—	140011
1988-89	6	262 [Z] 4.3L Eng. All Models	120133	130133	8133	—	35362	—	—	140011
1987-88	6	292 [T] 4.8L Eng. P-2500, P-3500, R-25, R-35, V-25, V-3500	—	130120	8129	—	35361	—	140013	140003
1987	6	262 4.3L Eng. Caballero, G-1500, G-2500, G-3500, M-15 Safari, R-15, R-25, V-15, V-25	120133	130133	8133	—	35362	—	—	140011
1986	6	262 4.3L Eng. C-15, C-25, G-1500, G-2500, K-15 Cal.	—	130120	8129	—	35363	—	140013	140003
1986	6	262 4.3L Eng. C-15, C-25, G-1500, G-2500, K-15 Exc. Cal.	—	130120	8129	—	—	—	140013	140003
	6	262 4.3L Eng. Caballero, M-15 Safari	120133	130133	8133	—	35362	—	—	140011
1984-86	6	292 4.8L Eng. C-20 Suburban, C-25, C-35, K-20 Suburban, K-25, K-35, P-2500, P-3500	—	130120	8129	—	35361	—	140013	140003
1984-85	6	173 2.8L Eng. S-15, S-15 Jimmy, T-15, T-15 Jimmy Cal.	—	—	8130	—	—	—	—	140011
1983-85	6	231 [A] 3.8L Eng. Caballero Can.	—	130120	8129	—	35361	—	140015	140005
1985	6	262 4.3L Eng. C-15, C-25, G-1500, G-2500, K-15, M-15 Safari Cal.	—	130120	8129	—	35363	—	140013	140003
	6	262 4.3L Eng. C-15, C-25, G-1500, G-2500, K-15, M-15 Safari Exc. Cal.	—	130120	8129	—	—	—	140013	140003
1985	6	262 [Z] 4.3L Eng. Caballero	120133	130133	8133	—	—	—	—	140011
1982-84	6	229 3.8L Eng. Caballero	—	130120	8129	—	35363	—	140013	140003
1983-84	6	231 [A] 3.8L Eng. Caballero Exc. Can.	—	130120	8129	—	35363	—	140015	140005
1984	6	250 4.1L Eng. C-15, C-25, G-1500, G-2500, G-3500, K-15 Cal.	—	130120	8129	—	35363	—	140013	140003
	6	250 4.1L Eng. C-15, C-25, G-1500, G-2500, G-3500, K-15 Exc. Cal.	—	130120	8129	—	35361	—	140013	140003
1982-83	6	173 2.8L Eng. S-15, S-15 Jimmy, T-15, T-15 Jimmy Cal.	—	—	8130	—	—	—	—	—
1983	6	250 4.1L Eng. C-15, C-25, G-1500, G-2500, K-15, K-25 Cal.	—	130120	8129	—	35363	—	140015	140005
	6	250 4.1L Eng. C-15, C-25, G-1500, G-2500, K-15, K-25 Exc. Cal.	—	130120	8129	—	35361	—	140015	140005
1978-83	6	292 4.8L Eng. All Models	—	130120	8129	—	35361	—	140015	140005
1982	6	231 [A] 3.8L Eng. Caballero Can.	—	130120	8129	—	35361	—	140015	140005
	6	231 [A] 3.8L Eng. Caballero Exc. Can.	—	130120	8129	—	35363	—	140015	140005
1978-82	6	250 4.1L Eng. All Models	—	130120	8129	—	35361	—	140013	140003
1981	6	229 3.8L Eng. Caballero Can.	—	130120	8129	—	35361	—	140013	140003
	6	229 3.8L Eng. Caballero Exc. Can.	—	130120	8129	—	—	—	140013	140003
	6	231 3.8L Eng. Caballero	—	130120	8129	—	35363	—	140015	140005
1980	6	229 3.8L Eng. Caballero	—	130120	8129	—	35361	—	140013	140003
	6	231 3.8L Eng. Caballero Cal.	—	130120	8129	—	35363	—	140015	140005
	6	231 3.8L Eng. Caballero Exc. Cal.	—	130120	8129	—	35361	—	140015	140005
1978-79	6	200 3.3L Eng. Caballero	—	130120	8129	—	35361	—	140013	140003
	6	231 3.8L Eng. Caballero	—	130120	8129	—	35361	—	140015	140005
1975-77	6	250 4.1L, 292 4.8L Eng. All Models	—	—	—	—	35361	—	—	—
1999-2003	8	350 [R] 5.7L Eng. C-1500 Suburban, C-2500HD, C-2500 Suburban, C-3500, K-1500 Suburban, K-2500HD, K-2500 Suburban, K-3500, Yukon	120141*	130141*	—	—	—	—	—	140024
1996-2001	8	454 [J] 7.4L Eng. C-2500HD, C-2500 Suburban, C-3500, K-2500HD, K-2500 Suburban, K-3500	120141*	130141*	—	—	—	—	—	140024
1996-2003	8	305 [M] 5.0L Eng. C-1500, C-2500, K-1500, Savana G-1500	120141*	130141*	—	—	—	—	—	140024
	8	350 [R] 5.7L Eng. C-1500, C-1500 Suburban, C-2500, C-2500 Suburban, C-3500, K-1500, K-1500 Suburban, K-2500, K-2500 Suburban, K-3500, P-3500, Savana G-1500, Savana G-2500, Savana G-3500, Yukon	120141*	130141*	—	—	—	—	—	140024
1996-2001	8	454 [J] 7.4L Eng. C-2500, C-2500 Suburban, C-3500, K-2500, K-2500 Suburban, K-3500, P-3500, Savana G-3500	120141*	130141*	—	—	—	—	—	140024
1996-97	8	454 [N] 7.4L Eng. P-3500 Motor Home Chassis	120137	130137	8132	—	35370	—	—	140011
1992-95	8	305 [H] 5.0L Eng. C-1500, C-2500, G-1500, G-2500, K-1500, K-2500	120137	130137	8132	—	35370	—	—	140011
	8	350 [K] 5.7L Eng. C-1500, C-1500 Suburban, C-2500, C-2500 Suburban, C-3500, G-1500, G-2500, G-3500, Jimmy, K-1500, K-1500 Suburban, K-2500, K-2500 Suburban, K-3500, P-3500, Yukon	120137	130137	8132	—	35370	—	—	140011

YEAR	CYL.	MODEL, ENGINE & NOTES	CAP	ROTOR	CAP & ROTOR KIT		CONTROL MODULE	SUPER STOCK COIL	RACING COIL	SUPER COIL
					PERF. TAN	BLK/GRAY				
GMC TRUCK ELECTRONIC DISTRIBUTORS (con't)										
1994-95	8	454 [N] 7.4L Eng. C-2500, C-2500 Suburban, C-3500, G-3500, K-2500, K-2500 Suburban, K-3500, P-3500	120137	130137	8132	—	35370	—	—	140011
1992-93	8	454 [N] 7.4L Eng. C-2500, C-2500 Suburban, C-3500, G-3500, K-2500, K-2500 Suburban, K-3500, P-3500	120137	130137	8132	—	35370	—	—	140011
1991	8	350 [K] 5.7L Eng. C-1500, C-2500, C-3500, Jimmy, K-1500, K-2500, K-3500, R-1500 Suburban, R-2500 Suburban, R-3500, V-1500 Suburban, V-2500 Suburban, V-3500	120137	130137	8132	—	35362	—	—	140011
1990-91	8	350 [K] 5.7L Eng. G-1500, G-2500, G-3500	120137	130137	8132	—	35362	—	—	140011
1991	8	350 [K] 5.7L, 454 [N] 7.4L Eng. P-3500	120137	130137	8132	—	35362	—	—	140011
	8	454 [N] 7.4L Eng. C-2500, C-3500, K-2500, K-3500, R-2500 Suburban, R-3500, V-2500 Suburban, V-3500	120137	130137	8132	—	35362	—	—	140011
1990-91	8	305 [H] 5.0L Eng. C-1500, C-2500, G-1500, G-2500, K-1500, K-2500	120137	130137	8132	—	35362	—	—	140011
1990	8	350 [K] 5.7L Eng. C-1500, C-2500, C-3500, Jimmy, K-1500, K-2500, K-3500, P-3500, R-1500 Suburban, R-2500 Suburban, R-3500, V-1500 Suburban, V-2500 Suburban, V-3500	120137	130137	8132	—	35362	—	—	140011
	8	454 [N] 7.4L Eng. C-3500, K-3500, P-3500, R-2500 Suburban, R-3500, V-2500 Suburban, V-3500	120137	130137	8132	—	35362	—	—	140011
1989	8	350 [K] 5.7L Eng. C-15, C-25, C-35, G-1500, G-2500, G-3500, Jimmy, K-15, K-25, K-35, P-2500, P-3500, R-1500 Suburban, R-2500, R-2500 Suburban, R-3500, V-1500, V-1500 Suburban, V-2500, V-2500 Suburban, V-3500	120137	130137	8132	—	35362	—	—	140011
	8	454 [N] 7.4L Eng. C-35, G-3500, K-35, R-2500, R-2500 Suburban, R-3500, V-3500	120137	130137	8132	—	35362	—	—	140011
	8	454 [W] 7.4L Eng. P-3500, R-3500, V-3500	120128	130120	8122	8123	35361	—	140013	140003
1988-89	8	305 [H] 5.0L Eng. C-15, C-25, C-35, G-1500, G-2500, G-3500, K-15, K-25, K-35	120137	130137	8132	—	35362	—	—	140011
1988	8	305 [G][H] 5.0L Eng. Caballero	120137	130137	8132	—	35362	—	—	140011
1988	8	350 [K] 5.7L Eng. C-15, C-25, C-35, G-1500, G-2500, G-3500, Jimmy, K-15, K-25, K-35, P-2500, P-3500, R-10 Suburban, R-20 Suburban, R-25, R-35, V-10 Suburban, V-20 Suburban, V-25, V-35	120137	130137	8132	—	35362	—	—	140011
	8	350 [M] 5.7L Eng. G-3500, P-2500, P-3500, R-35, V-35	120128	130120	8122	8123	35361	—	140013	140003
	8	454 [N] 7.4L Eng. C-35, K-35, R-20 Suburban, R-25, R-35, V-20 Suburban, V-25, V-35	120137	130137	8132	—	35362	—	—	140011
	8	454 [W] 7.4L Eng. P-3500, R-35, V-35	120128	130120	8122	8123	35361	—	140013	140003
1987	8	305 [G] 5.0L Eng. Caballero	120137	130137	8132	—	35362	—	—	140011
	8	305 [H] 5.0L Eng. Caballero Can.	120128	130120	8122	8123	35361	—	140013	140003
	8	305 [H] 5.0L Eng. Caballero Exc. Can.	120137	130137	8132	—	35362	—	—	140011
	8	305 [H] 5.0L Eng. G-1500, G-2500, Jimmy, R-10 Suburban, R-15, R-25, V-15	120137	130137	8132	—	35362	—	—	140011
	8	350 [K] 5.7L Eng. G-1500, G-2500, G-3500, Jimmy, P-2500, P-3500, R-10 Suburban, R-15, R-25, R-35, V-10 Suburban, V-15, V-25, V-35	120137	130137	8132	—	35362	—	—	140011
	8	350 [M] 5.7L Eng. G-3500, P-1500, P-2500, P-3500 Exc. Cal.	120128	130120	8122	8123	35361	—	140013	140003
	8	350 [M] 5.7L Eng. G-3500, P-2500, P-3500 Cal.	—	130120	8131	—	35361	—	140013	140003
	8	350 [M] 5.7L Eng. R-35, V-35	120128	130120	8122	8123	35361	—	140013	140003
	8	454 [N] 7.4L Eng. R-20 Suburban, R-25, R-35, V-35	120137	130137	8132	—	35362	—	—	140011
	8	454 [W] 7.4L Eng. P-3500, R-35, V-35	120128	130120	8122	8123	35361	—	140013	140003
1985-86	8	350 [L] 5.7L Eng. C-10 Suburban, C-15, C-20 Suburban, C-25, C-35, G-1500, G-2500, G-3500, Jimmy, K-10 Suburban, K-15, K-20 Suburban, K-25, K-35 Cal.	120128	130120	8122	8123	35363	—	140013	140003
	8	350 [L] 5.7L Eng. C-10 Suburban, C-15, C-20 Suburban, C-25, C-35, G-1500, G-2500, G-3500, Jimmy, K-10 Suburban, K-15, K-20 Suburban, K-25, K-35 Exc. Cal.	120128	130120	8122	8123	35361	—	140013	140003
1985-86	8	454 [W] 7.4L Eng. C-20 Suburban, C-25, C-35, K-35, P-2500, P-3500	120128	130120	8122	8123	35361	—	140013	140003
1984-86	8	305 [G] 5.0L Eng. Caballero	120128	130120	8122	8123	35363	—	140013	140003
1983-86	8	350 [K] 5.7L Eng. C-20 Suburban, C-25, C-35, G-2500, G-3500	120128	130120	8122	8123	35361	—	140013	140003
1982-86	8	305 [F] 5.0L Eng. C-10 Suburban, C-15, C-20 Suburban, C-25, G-1500, G-2500, Jimmy, K-15, K-25	120128	130120	8122	8123	35363	—	140013	140003

YEAR	CYL.	MODEL, ENGINE & NOTES	CAP	ROTOR	CAP & ROTOR KIT		CONTROL MODULE	SUPER STOCK COIL	RACING COIL	SUPER COIL
					PERF. TAN	BLK/GRAY				
	8	305 [H] 5.0L Eng. Caballero Can.	120128	130120	8122	8123	35361	—	140013	140003
	8	305 [H] 5.0L Eng. Caballero Exc. Can.	120128	130120	8122	8123	35363	—	140013	140003
GMC TRUCK ELECTRONIC DISTRIBUTORS (con't)										
1981-86	8	305 [H] 5.0L Eng. C-10 Suburban, C-15, C-20 Suburban, C-25, G-1500, G-2500, Jimmy, K-15, K-25	120128	130120	8122	8123	—	—	140013	140003
1980-86	8	350 [M] 5.7L Eng. C-20 Suburban, C-25, C-35, G-2500, G-3500, K-20 Suburban, K-25, K-35, P-2500, P-3500	120128	130120	8122	8123	35361	—	140013	140003
1980-84	8	350 [L] 5.7L Eng. C-10 Suburban, C-15, C-20 Suburban, C-25, C-35, G-1500, G-2500, G-3500, Jimmy, K-10 Suburban, K-15, K-20 Suburban, K-25, K-35	120128	130120	8122	8123	35361	—	140013	140003
1981-84	8	454 7.4L Eng. C-20 Suburban, C-25, C-35, K-20 Suburban, K-25, K-35, P-2500, P-3500	120128	130120	8122	8123	35361	—	140013	140003
1981-82	8	267 4.4L Eng. Caballero Can.	120128	130120	8122	8123	35361	—	140013	140003
	8	267 4.4L Eng. Caballero Exc. Can.	120128	130120	8122	8123	35363	—	140013	140003
1981	8	305 5.0L Eng. Caballero Can.	120128	130120	8122	8123	35361	—	140013	140003
	8	305 5.0L Eng. Caballero Exc. Can.	120128	130120	8122	8123	35363	—	140013	140003
	8	305 [F] 5.0L Eng. C-10 Suburban, C-15, C-20 Suburban, C-25, G-1500, G-2500, Jimmy	120128	130120	8122	8123	35361	—	140013	140003
	8	305 [G] 5.0L Eng. C-10 Suburban, C-15, G-1500, G-2500, Jimmy	120128	130120	8122	8123	35361	—	140013	140003
1980-81	8	350 [P] 5.7L Eng. C-35	120128	130120	8122	8123	35361	—	140013	140003
1980	8	267 4.4L Eng. Caballero	120128	130120	8122	8123	35361	—	140013	140003
	8	305 5.0L Eng. C-10 Suburban, C-15, Caballero, G-1500, Jimmy	120128	130120	8122	8123	35361	—	140013	140003
	8	400 [R][X] 6.6L Eng. G-2500, G-3500, K-20, K-20 Suburban, K-30	120128	130120	8122	8123	35361	—	140013	140003
	8	454 7.4L Eng. C-20 Suburban, C-25, C-35, P-2500, P-3500	120128	130120	8122	8123	35361	—	140013	140003
1979	8	267 4.4L Eng. Caballero	120128	130120	8122	8123	35361	—	140013	140003
1977-79	8	350 5.7L Eng. Caballero	120128	130120	8122	8123	35361	—	140013	140003
1976-79	8	305 5.0L Eng. All Models	120128	130120	8122	8123	35361	—	140013	140003
1975-79	8	350 5.7L Eng. C-10 Suburban, C-15, C-20 Suburban, C-25, C-35, G-1500, G-2500, G-3500, Jimmy, K-10 Suburban, K-15, K-20 Suburban, K-25, K-35, P-1500, P-2500, P-3500	120128	130120	8122	8123	35361	—	140013	140003
	8	400 6.6L Eng. G-20, G-30, Jimmy, K-10 Suburban, K-15, K-20 Suburban, K-35	120128	130120	8122	8123	35361	—	140013	140003
	8	454 7.4L Eng. C-10 Suburban, C-15, C-20 Suburban, C-25, C-35, P-3500	120128	130120	8122	8123	35361	—	140013	140003
1978	8	403 6.6L Eng. Front Wheel Drive Motor Home	120128	130120	8122	8123	35361	—	140015	140005
1977	8	403 6.6L Eng. Front Wheel Drive Motor Home	120128	130120	8122	8123	35361	—	140013	140003
1976-77	8	305 5.0L Eng. Sprint	120128	130120	8122	8123	35361	—	140013	140003
1976	8	400 6.6L Eng. Sprint	120128	130120	8122	8123	35361	—	140013	140003
1975-76	8	350 5.7L Eng. Sprint w/2 Bbl.	120128	130120	8122	8123	35361	—	140013	140003
	8	350 5.7L Eng. Sprint w/4 Bbl. Carb., Cal.	120128	130120	8122	8123	35361	—	140013	140003
	8	350 5.7L Eng. Sprint w/4 Bbl. Carb., Exc. Cal.	120128	130120	8122	8123	35361	—	140015	140005
	8	455 7.5L Eng. Front Wheel Drive Motor Home	120128	130120	8122	8123	35361	—	140013	140003
1975	8	400 6.6L, 454 7.4L Eng. Sprint	120128	130120	8122	8123	35361	—	140013	140003
1974	8	All Eng. Sprint w/HEI	120128	130120	8122	8123	35361	—	140013	140003
HONDA ELECTRONIC DISTRIBUTORS										
1986-87	4	All Eng. CRX HF, w/Hitachi Dist., Exc. Cal.	—	—	—	—	—	8140,8140C	—	140001
1981-87	4	All Eng. Prelude	—	—	—	—	—	8140,8140C	—	140001
1980-85	4	All Eng. Accord	—	—	—	—	—	8140,8140C	—	140001
1985	4	All Eng. Civic	—	—	—	—	—	8140,8140C	—	140001
	4	All Eng. Civic Sta. Wagon 2WD	—	—	—	—	—	8140,8140C	—	140001
	4	All Eng. CRX Si	—	—	—	—	—	8140,8140C	—	140001
1984-85	4	All Eng. CRX DX	—	—	—	—	—	8140,8140C	—	140001
	4	All Eng. CRX HF	—	—	—	—	—	8140,8140C	—	140001
1980-83	4	All Eng. Civic	—	—	—	—	—	8140,8140C	—	140001
IHC TRUCK ELECTRONIC DISTRIBUTORS										
1979-81	4	196 Eng. All Models w/Prestolite Dist.	—	—	—	—	—	8140,8140C	—	140001
	4	196 Eng. All Models w/Prestolite Dist.	—	—	—	—	—	8140,8140C	—	140001
1979-80	8	304, 345, 392 Eng. All Models w/Prestolite Dist.	—	—	—	—	—	8140,8140C	—	140001
1974-78	8	304, 345, 392 Eng. All Models w/Holley Dist.	—	—	—	—	—	8140,8140C	—	140001
1972-73	8	345 Eng. All Models w/Holley Dist.	—	—	—	—	—	8140,8140C	—	140001
	8	345 Eng. All Models w/Prestolite Dist.	—	—	—	—	—	8140,8140C	—	140001

YEAR	CYL.	MODEL, ENGINE & NOTES	CAP	ROTOR	CAP & ROTOR KIT		CONTROL MODULE	SUPER STOCK COIL	RACING COIL	SUPER COIL
					PERF. TAN	BLK/GRAY				
ISUZU ELECTRONIC DISTRIBUTORS										
1990-92	4	1588cc, 1809cc Eng. Impulse	—	—	—	—	35362	—	—	—
1989	4	1471cc Eng. I-Mark w/ & wo/Turbo	—	—	—	—	35362	—	—	140011
	4	1588cc Eng. I-Mark	—	—	—	—	35362	—	—	—
1988-89	4	All Eng. Impulse	—	—	—	—	—	8140,8140C	—	140001
1983-87	4	All Eng. Impulse w/ & wo/Turbo	—	—	—	—	—	8140,8140C	—	140001
	4	1949cc Eng. Pick-Up	—	—	—	—	—	8140,8140C	—	140001
1983-85	4	All Eng. I-Mark	—	—	—	—	—	8140,8140C	—	140001
1984-85	4	All Eng. Trooper II	—	—	—	—	—	8140,8140C	—	140001
1981-82	4	All Eng. I-Mark	—	—	—	—	—	8140,8140C	—	140001
1997-2000	6	262 4.3L GM Eng. Hombre	120142*	130141*	—	—	—	—	—	140024
1993-94	6	189 3.1L GM Eng. Pick-Up	—	—	8130	—	—	—	—	140011
1991-92	6	189 3.1L GM Eng. Pick-Up, Rodeo	—	—	8130	—	—	—	—	140011
1989-91	6	173 2.8L GM Eng. Trooper II	—	—	8130	—	—	—	—	140011
JEEP ELECTRONIC DISTRIBUTORS										
1998-99	4	150 2.46L Eng. All Models	—	130330*	—	—	—	—	—	140021
1997	4	150 2.46L Eng. All Models	—	130330*	—	—	—	—	—	140021
1994-96	4	150 2.46L Eng. All Models	—	130330*	—	—	—	—	—	140021
1991-96	4	150 2.46L Eng. All Models Motorcraft Dist., Export	—	—	—	—	—	—	—	140021
1991-93	4	150 2.46L Eng. All Models Motorcraft Dist.	—	130229	—	—	—	—	—	140021
1984-88	4	150 2.46L Eng. All Models Motorcraft Dist., w/Carb.	—	—	—	—	—	8140,8140C	140207	140001
1980-81	4	151 2.5L GM Eng. All Models Delco Dist.	—	130120	—	—	35361	—	140013	140003
1977-79	4	All Eng. All Models w/Motorcraft Dist.	—	—	—	—	—	8140,8140C	140207	140001
1975-77	4	All Eng. All Models w/Prestolite Dist.	—	—	—	—	—	8140,8140C	—	140001
1998-99	6	242 4.0L Eng. All Models	120330*	130330*	—	—	—	—	—	140021 Requires 140021AH
1997	6	242 4.0L Eng. All Models	120330*	130330*	—	—	—	—	—	140021
1995-96	6	242 4.0L Eng. All Models Motorcraft Dist., From 11/94, w/ Dist. 53006150	120330*	—	—	—	—	—	—	140021
	6	242 4.0L Eng. All Models Motorcraft Dist., From 11/94, w/Dist. 56027028	120330*	130330*	—	—	—	—	—	140021
1995	6	242 4.0L Eng. All Models Motorcraft Dist., To 11/94	120330*	130330*	—	—	—	—	—	140021
1994	6	242 4.0L Eng. All Models Motorcraft Dist.	120330*	130330*	—	—	—	—	—	140021
1991-93	6	242 4.0L Eng. All Models Motorcraft Dist.	120330*	130229	—	—	—	—	—	140021
1987-90	6	242 4.0L Eng. Cherokee, Comanche, Wagoneer Motorcraft Dist.	120330*	130229	—	—	—	—	—	—
1983-90	6	258 4.2L Eng. All Models Motorcraft Dist.	—	—	—	—	—	8140,8140C	140207	140001
1985-86	6	173 2.8L Eng. All Models Delco Dist.	—	—	8130	—	—	—	—	140011
1984	6	173 2.8L Eng. All Models Delco Dist.	—	—	8130	—	—	—	—	—
1982	6	258 4.2L Eng. All Models Motorcraft Dist.	—	—	—	—	—	8140,8140C	140207	140001
1977-81	6	All Eng. All Models Motorcraft Dist.	—	—	—	—	—	8140,8140C	140207	140001
1975-77	6	All Eng. All Models w/Prestolite Dist.	—	—	—	—	—	8140,8140C	—	140001
1998	8	318 5.2L, 360 5.9L Eng. All Models	120329*	130328*	—	—	—	—	—	140021 Requires 140021AH
1997	8	318 5.2L, 360 5.9L Eng. All Models	120329*	130328*	—	—	—	—	—	140021
1993-96	8	318 5.2L Eng. All Models	120329*	130328*	—	—	—	—	—	140021
1988-92	8	360 5.9L Eng. All Models Motorcraft Dist.	120214	130215	8220	8222	—	8140,8140C	140207	140001
1982-87	8	304 5.0L, 360 5.9L Eng. All Models Motorcraft Dist.	120214	130215	8220	8222	—	8140,8140C	140207	140001
1977-81	8	All Eng. All Models Motorcraft Dist.	120214	130215	8220	8222	—	8140,8140C	140207	140001
1976-77	8	All Eng. All Models Prestolite Dist., Can.	120323	—	—	—	—	8140,8140C	—	140001
	8	All Eng. All Models Prestolite Dist., Exc. Can.	120323	130316	8330	—	—	8140,8140C	—	140001
1975	8	All Eng. All Models Prestolite Dist.	120323	130316	8330	—	—	8140,8140C	—	140001
JENSEN ELECTRONIC DISTRIBUTORS										
1972-77	8	383, 440 Eng. All Models	120326	130319	8320	8321	—	8140,8140C	—	140001
LAFORZA ELECTRONIC DISTRIBUTORS										
1989-95	8	302 5.0L Eng. All Models	120223	130224	8233	8234	35368	—	—	140012
LINCOLN ELECTRONIC DISTRIBUTORS										
1991-94	6	232 3.8L Eng. Continental	120229	130229	8230	—	35371	—	—	140012
1988-90	6	232 3.8L Eng. Continental	120229	130229	8230	—	—	—	—	140012
1982	6	232 3.8L Eng. Continental	—	—	—	—	—	8140,8140C	140207	140001

YEAR	CYL.	MODEL, ENGINE & NOTES	CAP	ROTOR	CAP & ROTOR KIT		CONTROL MODULE	SUPER STOCK COIL	RACING COIL	SUPER COIL
					PERF. TAN	BLK/GRAY				
LINCOLN ELECTRONIC DISTRIBUTORS (con't)										
1987-92	8	302 5.0L Eng. Mark Series	120223	130224	8233	8234	35369	—	—	140012
1987-90	8	302 5.0L Eng. Town Car	120223	130224	8233	8234	35369	—	—	140012
1987	8	302 5.0L Eng. Continental	120223	130224	8233	8234	35369	—	—	140012
1986	8	302 5.0L Eng. Continental, Mark Series, Town Car	120223	130224	8233	8234	35368	—	—	140012
1985	8	302 5.0L Eng. Continental, Mark Series, Town Car Exc. Electronic Engine Control IV	120223	130223	8224	8223	35368	8140,8140C	140207	140001
	8	302 5.0L Eng. Continental, Mark Series, Town Car w/ Electronic Engine Control IV	120223	130224	8233	8234	35368	—	—	140012
1984	8	302 5.0L Eng. Continental, Town Car Exc. Electronic Engine Control IV	120223	130223	8224	8223	—	8140,8140C	140207	140001
	8	302 5.0L Eng. Continental, Town Car w/Electronic Engine Control IV	120223	—	—	—	35368	—	—	140012
	8	302 5.0L Eng. Mark Series Exc. Electronic Engine Control IV	120223	130223	8224	8223	35368	8140,8140C	140207	140001
	8	302 5.0L Eng. Mark Series w/Electronic Engine Control IV	120223	—	—	—	35368	—	—	140012
1983	8	302 5.0L Eng. Continental, Mark Series, Town Car	120223	130223	8224	8223	—	8140,8140C	140207	140001
1981-82	8	302 5.0L Eng. Continental, Mark Series, Town Car Exc. Electronic Engine Control III (E.E.C. III)	120223	130223	8224	8223	—	8140,8140C	140207	140001
	8	302 5.0L Eng. Continental, Mark Series, Town Car w/ Electronic Engine Control III (E.E.C. III)	—	—	—	—	—	8140,8140C	140207	140001
1980	8	302 5.0L Eng. Continental, Mark Series w/Original Dist.	—	—	—	—	—	8140,8140C	140207	140001
	8	302 5.0L Eng. Continental, Mark Series w/Replacement Dist.	120223	130223	8224	8223	—	8140,8140C	140207	140001
1980	8	302 5.0L Eng. Versailles	120223	130223	8224	8223	—	8140,8140C	140207	140001
	8	351 [W] 5.8L Eng. Continental, Mark Series Can.	120223	130223	8224	8223	—	8140,8140C	140207	140001
	8	351 [W] 5.8L Eng. Continental, Mark Series w/Dist. D9AE-BA, Exc. Can.	—	—	—	—	—	8140,8140C	140207	140001
	8	351 [W] 5.8L Eng. Continental, Mark Series w/Dist. D9AE-DA, Exc. Can.	—	—	—	—	—	8140,8140C	140207	140001
1978-79	8	302 5.0L Eng. Versailles Cal.	120223	130223	8224	8223	—	8140,8140C	140207	140001
	8	302 5.0L Eng. Versailles Exc. Cal.	—	—	—	—	—	8140,8140C	140207	140001
1979	8	400 6.6L Eng. Continental, Mark Series	120223	130223	8224	8223	—	8140,8140C	140207	140001
1977-78	8	400 6.6L, 460 7.5L Eng. Continental, Mark Series	120223	130223	8224	8223	—	8140,8140C	140207	140001
1977	8	302 5.0L, 351 [W] 5.8L Eng. Versailles	120223	130223	8224	8223	—	8140,8140C	140207	140001
1975-76	8	460 7.5L Eng. Continental, Mark Series	120214	130215	8220	8222	—	8140,8140C	140207	140001
1973-74	8	All Eng. All Models w/Electronic Ignition	120214	130215	8220	8222	—	8140,8140C	140207	140001
MAZDA ELECTRONIC DISTRIBUTORS										
1981-85	2 rotor	All Eng. RX7	—	—	—	—	—	8140,8140C	—	140001
1993-97	4	1991cc Eng. 626, MX6 w/Exteranl Coil	—	—	—	—	—	—	—	140012
1990-93	4	2184cc Eng. B2200 Exc. Electronic Fuel Injection (E.F.I.)	—	—	—	—	—	8140,8140C	—	140001
1989	4	2606cc Eng. B2600	—	—	—	—	—	8140,8140C	—	140001
1988-89	4	2184cc Eng. 626, MX6 Exc. Turbo	—	—	—	—	—	8140,8140C	—	140001
1987-89	4	2184cc Eng. B2200	—	—	—	—	—	8140,8140C	—	140001
1987-88	4	2555cc Eng. B2600	—	—	—	—	—	8140,8140C	—	140001
1986-87	4	1998cc Eng. B2000	—	—	—	—	—	8140,8140C	—	140001
	4	1998cc Eng. 626 w/ & wo/Turbo	—	—	—	—	—	8140,8140C	—	140001
1977-86	4	All Eng. GLC	—	—	—	—	—	8140,8140C	—	140001
1983-85	4	1998cc Eng. 626	—	—	—	—	—	8140,8140C	—	140001
1981-84	4	1970cc Eng. B2000	—	—	—	—	—	8140,8140C	—	140001
1981-82	4	1970cc Eng. 626	—	—	—	—	—	8140,8140C	—	140001
1980	4	1970cc Eng. 626 Exc. Can.	—	—	—	—	—	8140,8140C	—	140001
1994-95	6	183 3.0L Eng. B3000	120229	130229	8230	—	35371	—	—	140012
MERCURY ELECTRONIC DISTRIBUTORS										
1992-94	4	140 2.3L Eng. Topaz	—	130229	—	—	—	—	—	140012
1988-91	4	140 2.3L Eng. Topaz	—	130229	—	—	35369	—	—	140012
1987	4	116 1.9L Eng. Lynx	—	130229	—	—	—	—	—	140012
	4	1597cc Eng. Tracer	—	—	—	—	—	8140,8140C	—	140001
1986-87	4	140 2.3L Eng. Topaz Can., Exc. Electronic Engine Control IV	—	—	—	—	—	8140,8140C	140207	140001
	4	140 2.3L Eng. Topaz Can., w/Electronic Engine Control IV	—	—	—	—	35368	8140,8140C	140207	140001
	4	140 2.3L Eng. Topaz Exc. Can., Exc. Electronic Engine Control IV	—	130229	—	—	—	—	—	140012
	4	140 2.3L Eng. Topaz w/Electronic Engine Control IV, Exc. Can.	—	130229	—	—	35368	—	—	140012
1986	4	116 1.9L Eng. Lynx w/Carb.	—	—	—	—	—	—	—	140012

YEAR	CYL.	MODEL, ENGINE & NOTES	CAP	ROTOR	CAP & ROTOR KIT		CONTROL MODULE	SUPER STOCK COIL	RACING COIL	SUPER COIL
					PERF. TAN	BLK/GRAY				
MERCURY ELECTRONIC DISTRIBUTORS (con't)										
	4	116 1.9L Eng. Lynx w/Electronic Fuel Injection (E.F.I.)	—	130229	—	—	35368	—	—	140012
1985-86	4	140 2.3L Eng. Capri, Cougar	—	130229	—	—	35368	—	—	140012
1986	4	140 2.3L Eng. Marquis Exc. Electronic Engine Control IV	—	130229	—	—	—	—	—	140012
	4	140 2.3L Eng. Marquis w/Electronic Engine Control IV	—	130229	—	—	35368	—	—	140012
	4	153 2.5L Eng. Sable	—	130229	—	—	35369	—	—	140012
1985	4	98 1.6L Eng. Lynx w/Carb. Exc. Electronic Engine Control IV	—	—	—	—	—	—	—	140012
	4	98 1.6L Eng. Lynx w/Carb. w/Electronic Engine Control IV	—	—	—	—	35368	—	—	140012
	4	98 1.6L Eng. Lynx w/Electronic Fuel Injection (E.F.I.)	—	130229	—	—	35368	—	—	140012
	4	116 1.9L Eng. Lynx	—	—	—	—	—	—	—	140012
	4	140 2.3L Eng. Marquis, Topaz Exc. Electronic Engine Control IV	—	—	—	—	—	8140,8140C	140207	140001
	4	140 2.3L Eng. Marquis, Topaz w/Electronic Engine Control IV	—	130229	—	—	35369	—	—	140012
1984	4	140 2.3L Eng. Capri, Cougar, Marquis,								
	4	Topaz Exc. Electronic Engine Control IV	—	—	—	—	—	8140,8140C	140207	140001
	4	140 2.3L Eng. Marquis, Topaz w/Electronic Engine Control IV	—	—	—	—	35369	—	—	140012
	4	140 2.3L Eng. Capri, Cougar w/Electronic Engine Control IV	—	—	—	—	35368	—	—	140012
1983-84	4	98 1.6L Eng. LN7, Lynx Exc. Electronic Engine Control IV	—	—	—	—	—	—	—	140012
	4	98 1.6L Eng. LN7, Lynx w/Electronic Engine Control IV	—	—	—	—	35368	—	—	140012
1983	4	140 2.3L Eng. Capri Exc. Turbo	—	—	—	—	—	8140,8140C	140207	140001
	4	140 2.3L Eng. Capri w/Turbo	—	—	—	—	35368	—	—	140012
	4	140 2.3L Eng. Marquis, Zephyr	—	—	—	—	—	8140,8140C	140207	140001
1982	4	98 1.6L Eng. LN7, Lynx w/Epoxy Coil	—	—	—	—	—	—	—	140012
	4	98 1.6L Eng. LN7, Lynx w/Oil Filled Coil	—	—	—	—	—	8140,8140C	140207	140001
1981-82	4	140 2.3L Eng. Capri, Cougar, Zephyr	—	—	—	—	—	8140,8140C	140207	140001
1981	4	98 1.6L Eng. Lynx	—	—	—	—	—	8140,8140C	140207	140001
1979-80	4	140 2.3L Eng. Bobcat, Zephyr	—	—	—	—	—	8140,8140C	140207	140001
	4	140 2.3L Eng. Capri w/Turbo	—	—	—	—	—	8140,8140C	140207	140001
	4	140 2.3L Eng. Capri Exc. Turbo	—	—	—	—	—	8140,8140C	140207	140001
1978	4	140 2.3L Eng. Bobcat, Capri, Zephyr	—	—	—	—	—	8140,8140C	140207	140001
1975-77	4	140 2.3L Eng. Bobcat, Capri	—	—	—	—	—	8140,8140C	140207	140001
1995-96	6	232 3.8L Eng. Cougar Exc. Cal.	120229	130229	8230	—	35371	—	—	140012
	6	183 3.0L Eng. Sable	120229	130229	8230	—	—	—	—	140012
1991-95	6	232 3.8L Eng. Sable	120229	130229	8230	—	35371	—	—	140012
1992-94	6	183 3.0L Eng. Topaz	120229	130229	8230	—	—	—	—	140012
1991-94	6	232 3.8L Eng. Cougar	120229	130229	8230	—	35371	—	—	140012
1989-90	6	183 3.0L Eng. Sable Cal.	120229	130229	8230	—	—	—	—	140012
	6	183 3.0L Eng. Sable Exc. Cal.	120229	130229	8230	—	35369	—	—	140012
	6	232 3.8L Eng. Cougar Exc. Super Charged	120229	130229	8230	—	—	—	—	140012
1988-90	6	232 3.8L Eng. Sable	120229	130229	8230	—	—	—	—	140012
1988	6	232 3.8L Eng. Cougar	120229	130229	8230	—	—	—	—	140012
1986-88	6	183 3.0L Eng. Sable	120229	130229	8230	—	35369	—	—	140012
1987	6	232 3.8L Eng. Cougar	120229	130229	8230	—	35368	—	—	140012
1986	6	232 3.8L Eng. Capri	120229	130229	8230	—	35368	—	—	140012
	6	232 3.8L Eng. Cougar, Marquis Can.,								
		Exc. Electronic Engine Control IV	—	—	—	—	—	8140,8140C	140207	140001
	6	232 3.8L Eng. Cougar, Marquis Can.,								
		w/Electronic Engine Control IV	—	—	—	—	35368	8140,8140C	140207	140001
	6	232 3.8L Eng. Cougar, Marquis								
		Exc. Electronic Engine Control IV, Exc. Can.	120229	130229	8230	—	—	—	—	140012
1986	6	232 3.8L Eng. Cougar, Marquis w/Electronic Engine Control IV, Exc. Can.	120229	130229	8230	—	35368	—	—	140012
1984-85	6	232 3.8L Eng. Capri, Cougar, Marquis Exc. Electronic Engine Control IV	—	—	—	—	—	8140,8140C	140207	140001
	6	232 3.8L Eng. Capri, Cougar, Marquis w/Electronic Engine Control IV	120229	—	—	—	35368	—	—	140012
1983	6	200 3.3L Eng. Marquis, Zephyr	—	—	—	—	—	8140,8140C	140207	140001
	6	232 3.8L Eng. Capri, Cougar, Marquis	—	—	—	—	—	8140,8140C	140207	140001
1982	6	232 3.8L Eng. Cougar	—	—	—	—	—	8140,8140C	140207	140001
1981-82	6	200 3.3L Eng. Capri, Cougar, Zephyr	—	—	—	—	—	8140,8140C	140207	140001

YEAR	CYL.	MODEL, ENGINE & NOTES	CAP	ROTOR	CAP & ROTOR KIT		CONTROL MODULE	SUPER STOCK COIL	RACING COIL	SUPER COIL
					PERF. TAN	BLK/GRAY				
MERCURY ELECTRONIC DISTRIBUTORS (con't)										
1978-80	6	250 4.1L Eng. Monarch	—	—	—	—	—	8140,8140C	140207	140001
1979	6	171 2.8L Eng. Bobcat, Capri w/Ford Dist.	—	—	—	—	—	8140,8140C	140207	140001
	6	200 3.3L Eng. Capri	—	—	—	—	—	8140,8140C	140207	140001
1978-79	6	200 3.3L Eng. Zephyr	—	—	—	—	—	8140,8140C	140207	140001
1977-78	6	171 2.8L Eng. Bobcat, Capri	—	—	—	—	—	8140,8140C	140207	140001
1977	6	200 3.3L, 250 4.1L Eng. Comet, Monarch	—	—	—	—	—	8140,8140C	140207	140001
1975-76	6	171 2.8L Eng. Bobcat, Capri	—	—	—	—	—	8140,8140C	140207	140001
	6	200 3.3L Eng. Comet, Monarch	—	—	—	—	—	8140,8140C	140207	140001
1974	6	200 3.3L, 250 4.1L Eng. All Models w/Electronic Ign.	—	—	—	—	—	8140,8140C	140207	140001
1991-93	8	302 5.0L Eng. Cougar	120223	130224	8233	8234	35371	—	—	140012
1987-91	8	302 5.0L Eng. Grand Marquis	120223	130224	8233	8234	35369	—	—	140012
1982-91	8	351 [W] 5.8L Eng. Marquis, Grand Marquis	120223	130223	8224	8223	—	8140,8140C	140207	140001
1987-88	8	302 5.0L Eng. Cougar	120223	130224	8233	8234	35369	—	—	140012
1986	8	302 5.0L Eng. Capri, Cougar, Grand Marquis	120223	130224	8233	8234	35368	—	—	140012
1985	8	302 5.0L Eng. Capri, Cougar, Grand Marquis, Marquis w/Electronic Engine Control IV	120223	130224	8233	8234	35368	—	—	140012
1984-85	8	302 5.0L Eng. Capri, Cougar, Grand Marquis, Marquis Exc. Electronic Engine Control IV	120223	130223	8224	8223	—	8140,8140C	140207	140001
1984	8	302 5.0L Eng. Capri, Cougar, Grand Marquis, Marquis w/Electronic Engine Control IV	120223	—	—	—	35368	—	—	140012
1983	8	302 5.0L Eng. Cougar, Grand Marquis, Marquis	120223	130223	8224	8223	—	8140,8140C	140207	140001
1981-82	8	255 4.2L Eng. Capri, Cougar, Marquis, Zephyr	120223	130223	8224	8223	—	8140,8140C	140207	140001
1982	8	302 5.0L Eng. Capri	120223	130223	8224	8223	—	8140,8140C	140207	140001
1981-82	8	302 5.0L Eng. Marquis Exc. Electronic Engine Control III (E.E.C. III)	120223	130223	8224	8223	—	8140,8140C	140207	140001
	8	302 5.0L Eng. Marquis w/Electronic Engine Control III (E.E.C. III)	—	—	—	—	—	8140,8140C	140207	140001
1980-81	8	302 5.0L Eng. Cougar	120223	130223	8224	8223	—	8140,8140C	140207	140001
1981	8	351 [W] 5.8L Eng. Marquis Exc. Electronic Engine Control III	120223	130223	8224	8223	—	8140,8140C	140207	140001
	8	351 [W] 5.8L Eng. Marquis w/Electronic Engine Control III	—	—	—	—	—	8140,8140C	140207	140001
1980	8	255 4.2L Eng. Capri, Cougar, Monarch, Zephyr	120223	130223	8224	8223	—	8140,8140C	140207	140001
	8	302 5.0L Eng. Marquis w/C-4 Trans., Exc. Cal.	120223	130223	8224	8223	—	8140,8140C	140207	140001
	8	302 5.0L Eng. Marquis Cal., w/C-4 Trans., w/Original Dist.	—	—	—	—	—	8140,8140C	140207	140001
	8	302 5.0L Eng. Marquis Cal., w/C-4 Trans., w/Replacement Dist.	120223	130223	8224	8223	—	8140,8140C	140207	140001
	8	302 5.0L Eng. Marquis w/Automatic Overdrive Trans. (A.O.T.)	120223	130223	8224	8223	—	8140,8140C	140207	140001
1977-80	8	302 5.0L Eng. Monarch	120223	130223	8224	8223	—	8140,8140C	140207	140001
1980	8	351 [W] 5.8L Eng. Marquis Can., w/2.26 Rear Axle Ratio	120223	130223	8224	8223	—	8140,8140C	140207	140001
	8	351 [W] 5.8L Eng. Marquis Can., w/3.08 Rear Axle Ratio	—	—	—	—	—	8140,8140C	140207	140001
	8	351 [W] 5.8L Eng. Marquis w/Dist. D9AE-BA, Exc. Can., Exc. High Output	—	—	—	—	—	8140,8140C	140207	140001
	8	351 [W] 5.8L Eng. Marquis w/Dist. D9AE-DA, Exc. Can., Exc. High Output	—	—	—	—	—	8140,8140C	140207	140001
1979	8	302 5.0L Eng. Capri	120223	130223	8224	8223	—	8140,8140C	140207	140001
	8	302 5.0L Eng. Marquis	120223	130223	8224	8223	—	8140,8140C	140207	140001
1978-79	8	351 [M] 5.8L Eng. Cougar	120223	130223	8224	8223	—	8140,8140C	140207	140001
1977-79	8	351 [W] 5.8L Eng. Cougar	120223	130223	8224	8223	—	8140,8140C	140207	140001
1979	8	351 [W] 5.8L Eng. Marquis Can.	120223	130223	8224	8223	—	8140,8140C	140207	140001
	8	351 [W] 5.8L Eng. Marquis Exc. Can.	—	—	—	—	—	8140,8140C	140207	140001
1978-79	8	302 5.0L Eng. Cougar, Zephyr	120223	130223	8224	8223	—	8140,8140C	140207	140001
1978	8	351 [M] 5.8L Eng. Marquis	120223	130223	8224	8223	—	8140,8140C	140207	140001
1977-78	8	351 [W] 5.8L Eng. Marquis	120223	130223	8224	8223	—	8140,8140C	140207	140001
	8	400 6.6L Eng. Cougar, Marquis	120223	130223	8224	8223	—	8140,8140C	140207	140001
	8	460 7.5L Eng. Marquis	120223	130223	8224	8223	—	8140,8140C	140207	140001
1977	8	302 5.0L Eng. Comet, Cougar	120223	130223	8224	8223	—	8140,8140C	140207	140001
	8	351 [W] 5.8L Eng. Monarch	120223	130223	8224	8223	—	8140,8140C	140207	140001
1975-76	8	All Eng. All Models	120214	130215	8220	8222	—	8140,8140C	140207	140001
1974	8	All Eng. All Models w/Electronic Ign.	120214	130215	8220	8222	—	8140,8140C	140207	140001
MERKUR ELECTRONIC DISTRIBUTORS										
1985-89	4	2300cc Eng. XR4Ti	—	130229	—	—	35368	—	—	140012
1988-89	6	2900cc Eng. Scorpio	120229	130229	8230	—	35368	—	—	140012

YEAR	CYL.	MODEL, ENGINE & NOTES	CAP	ROTOR	CAP & ROTOR KIT		CONTROL MODULE	SUPER STOCK COIL	RACING COIL	SUPER COIL
					PERF. TAN	BLK/GRAY				
MG - TRIUMPH ELECTRONIC DISTRIBUTORS										
1980	4	All Eng. MGB w/Dist. 41813; 41814	—	—	—	—	—	8140,8140C	—	140001
		All Eng. MGB w/Dist. 41851; 41853	—	—	—	—	—	8140,8140C	—	140001
1980-81	8	3528cc Eng. TR8 w/Fuel Injection	—	—	—	—	—	8140,8140C	—	140001
1978-80	8	3528cc Eng. TR8 w/Carb.	—	—	—	—	—	8140,8140C	—	140001
MITSUBISHI ELECTRONIC DISTRIBUTORS										
1983-89	4	2555cc Eng. Starion	—	—	—	—	—	8140,8140C	—	140001
1984-89	4	2555cc Eng. Montero	—	—	—	—	—	8140,8140C	—	140001
1985-88	4	1468cc Eng. Mirage wo/ Turbo	—	—	—	—	—	8140,8140C	—	140001
	4	1595cc Eng. Mirage w/Turbo	—	—	—	—	—	8140,8140C	—	140001
1984-88	4	1794cc Eng. Cordia, Tredia w/Turbo	—	—	—	—	—	8140,8140C	—	140001
	4	1997cc Eng. Cordia, Tredia	—	—	—	—	—	8140,8140C	—	140001
1987	4	1468cc Eng. Precis	—	—	—	—	—	8140,8140C	—	140001
1984-86	4	1997cc, 2555cc Eng. Pickup	—	—	—	—	—	8140,8140C	—	140001
1985	4	2351cc Eng. Galant	—	—	—	—	—	8140,8140C	—	140001
1983	4	1794cc Eng. Cordia, Tredia	—	—	—	—	—	8140,8140C	—	140001
	4	1997cc, 2555cc Eng. Pickup	—	—	—	—	—	8140,8140C	—	140001
	4	2555cc Eng. Montero	—	—	—	—	—	8140,8140C	—	140001
NISSAN-DATSUN ELECTRONIC DISTRIBUTORS										
1983-87	4	1597cc Eng. Pulsar NX	—	—	—	—	—	8140,8140C	—	140001
1986	4	1974cc Eng. 200SX w/Hitachi Dist., To 2/86, w/A.T.	—	—	—	—	—	8140,8140C	—	140001
1983-85	4	1952cc Eng. 720	—	—	—	—	—	8140,8140C	—	140001
1982-85	4	1974cc Eng. Stanza	—	—	—	—	—	8140,8140C	—	140001
1984-85	4	1597cc Eng. Sentra Cal., Can.	—	—	—	—	—	8140,8140C	—	140001
	4	1974cc Eng. 200SX	—	—	—	—	—	8140,8140C	—	140001
1982-83	4	1487cc Eng. Sentra Exc. Sedan	—	—	—	—	—	8140,8140C	—	140001
	4	2187cc Eng. 200SX	—	—	—	—	—	8140,8140C	—	140001
1981-86	4	2187cc Eng. 720	—	—	—	—	—	8140,8140C	—	140001
1977-78	4	1952cc Eng. 620 Cal.	—	—	—	—	—	8140,8140C	—	140001
	4	1952cc Eng. 620 Exc. Cal.	—	—	—	—	—	8140,8140C	—	140001
1977	4	1397cc Eng. B210	—	—	—	—	—	8140,8140C	—	140001
	4	1397cc Eng. F10 Cal., High Altitude	—	—	—	—	—	8140,8140C	—	140001
	4	1952cc Eng. 200SX, 710 Cal.	—	—	—	—	—	8140,8140C	—	140001
1975-76	4	1397cc Eng. B210 Cal.	—	—	—	—	—	8140,8140C	—	140001
1976	4	1397cc Eng. F10 Cal., High Altitude	—	—	—	—	—	8140,8140C	—	140001
	4	1952cc Eng. 620 Cal., High Altitude	—	—	—	—	—	8140,8140C	—	140001
1975	4	1952cc Eng. 610, 710 Cal., High Altitude	—	—	—	—	—	8140,8140C	—	140001
1977	6	2393cc Eng. 810	—	—	—	—	—	8140,8140C	—	140001
1975-77	6	2753cc Eng. 280Z	—	—	—	—	—	8140,8140C	—	140001
1974	6	2565cc Eng. 260Z	—	—	—	—	—	8140,8140C	—	140001
OLDSMOBILE ELECTRONIC DISTRIBUTORS										
1987-88	4	122 [K] 2.0L Eng. Firenza	—	—	—	—	—	—	—	140011
1986	4	121 [P] 2.0L Eng. Firenza	—	—	—	—	35362	—	—	140011
1985-86	4	111 [O] 1.8L Eng. Firenza	—	—	—	—	—	—	—	140011
	4	151 [R] 2.5L Eng. Cutlass Ciera	—	—	—	—	—	—	—	140011
	4	151 [U] 2.5L Eng. Calais	—	—	—	—	—	—	—	140011
1985	4	121 [P] 2.0L Eng. Firenza	—	—	—	—	—	—	—	140011
1981	4	151 2.5L Eng. Omega Can.	—	130120	—	—	35361	—	140013	140003
1978-80	4	151 2.5L Eng. Starfire	—	130120	—	—	35361	—	140013	140003
1976-77	4	140 2.3L Eng. Starfire	—	—	—	—	35361	—	—	—
1996-2003	6	262 [W][X] 4.3L Eng. Bravada	120142*	130141*	—	—	—	—	—	140024
1990-95	6	189 [D] 3.1L Eng. Silhouette	—	—	8130	—	—	—	—	140011
1991-94	6	262 [W][Z] 4.3L Eng. Bravada	120133	130133	8133	—	35362	—	—	140011
1986-87	6	231 [A] 3.8L Eng. Cutlass Supreme Exc. Can.	—	130120	8129	—	35363	—	140015	140005
	6	231 [A] 3.8L Eng. Cutlass Supreme Export, Can.	—	130120	8129	—	35361	—	140015	140005
1986	6	173 [W] 2.8L Eng. Cutlass Ciera w/Fuel Injection	120133	130133	8133	—	—	—	—	140011
	6	173 [X] 2.8L Eng. Cutlass Ciera w/2 Bbl. Carb.	—	—	8130	—	—	—	—	140011
1985-86	6	173 [W] 2.8L Eng. Firenza	120133	130133	8133	—	—	—	—	140011
1985	6	173 [Z] 2.8L Eng. Cutlass Ciera	—	—	8130	—	—	—	—	140011
	6	181 [E] 3.0L Eng. 98, Cutlass Ciera	—	130120	8129	—	35363	—	140015	140005
	6	231 [3] 3.8L Eng. 98, Cutlass Ciera	—	130120	N/R	—	35363	—	140015	140005
	6	231 [A] 3.8L Eng. Cutlass Supreme, Delta 88 Exc. Export, Exc. Can.	—	130120	8129	—	35363	—	140015	140005
	6	231 [A] 3.8L Eng. Cutlass Supreme, Delta 88 Export, Can.	—	130120	8129	—	35361	—	140015	140005
1984	6	231 3.8L Eng. 98, Cutlass Supreme, Delta 88 Can.	—	130120	8129	—	35361	—	140015	140005

YEAR	CYL.	MODEL, ENGINE & NOTES	CAP	ROTOR	CAP & ROTOR KIT		CONTROL MODULE	SUPER STOCK COIL	RACING COIL	SUPER COIL
					PERF. TAN	BLK/GRAY				
OLDSMOBILE ELECTRONIC DISTRIBUTORS (con't)										
1984	6	231 3.8L Eng. 98, Cutlass Supreme, Delta 88 Exc. Can.	—	130120	8129	—	35363	—	140015	140005
	6	231 3.8L Eng. Cutlass Ciera	—	130120	N/R	—	35363	—	140015	140005
1983-84	6	173 2.8L Eng. Cutlass Ciera, Omega	—	—	8130	—	—	—	—	—
1981-84	6	252 4.1L Eng. Toronado	—	130120	8129	—	35363	—	140015	140005
1982-84	6	181 3.0L Eng. Cutlass Ciera	—	130120	8129	—	35363	—	140015	140005
1983	6	252 4.1L Eng. 98 Can.	—	130120	8129	—	35361	—	140015	140005
	6	252 4.1L Eng. 98 Exc. Can.	—	130120	8129	—	35363	—	140015	140005
1981-86	6	231 3.8L Eng. Cutlass Supreme, Delta 88 Can.	—	130120	8129	—	35361	—	140015	140005
	6	231 3.8L Eng. Cutlass Supreme, Delta 88 Exc. Can.	—	130120	8129	—	35363	—	140015	140005
1982	6	173 2.8L Eng. Cutlass Ciera, Omega Can.	—	130120	8129	—	35361	—	140013	140003
	6	173 2.8L Eng. Cutlass Ciera, Omega Exc. Can.	—	130120	8129	—	35363	—	140013	140003
	6	252 4.1L Eng. 98, Delta 88	—	130120	8129	—	35363	—	140015	140005
1981	6	173 2.8L Eng. Omega Can.	—	130120	8129	—	35361	—	140013	140003
	6	173 2.8L Eng. Omega Exc. Can.	—	130120	8129	—	35363	—	140013	140003
	6	252 4.1L Eng. 98 Can.	—	130120	8129	—	35361	—	140015	140005
	6	252 4.1L Eng. 98 Exc. Can.	—	130120	8129	—	35363	—	140015	140005
1980	6	173 2.8L Eng. Omega	—	130120	8129	—	35361	—	140013	140003
	6	231 3.8L Eng. Cutlass Supreme, Delta 88, Starfire Cal.	—	130120	8129	—	35363	—	140015	140005
	6	231 [A] 3.8L Eng. Cutlass Supreme, Delta 88, Starfire Exc. Cal.	—	130120	8129	—	35361	—	140015	140005
1978-79	6	231 3.8L Eng. Cutlass Supreme, Delta 88, Omega, Starfire	—	130120	8129	—	35361	—	140015	140005
1977	6	231 3.8L Eng. Cutlass Supreme, Delta 88, Omega, Starfire	—	130120	—	—	35361	—	140015	140005
1975-76	6	231 3.8L Eng. Starfire	—	130120	—	—	35361	—	140015	140005
	6	250 4.1L Eng. Cutlass Supreme, Omega	—	—	—	—	35361	—	—	—
1992	8	350 [7] 5.7L Eng. Custom Cruiser	120137	130137	8132	—	35370	—	—	140011
1991-92	8	305 [E] 5.0L Eng. Custom Cruiser	120137	130137	8132	—	35370	—	—	140011
1988-90	8	307 [Y] 5.0L Eng. Custom Cruiser	120128	130120	8122	8123	35363	—	140015	140005
1987-88	8	307 [Y] 5.0L Eng. Cutlass Supreme	120128	130120	8122	8123	35363	—	140015	140005
1986-87	8	307 [Y] 5.0L Eng. Custom Cruiser Can.	120128	130120	8122	8123	35361	—	140015	140005
1987	8	307 [Y] 5.0L Eng. Custom Cruiser Exc. Can.	120128	130120	8122	8123	35363	—	140015	140005
1985-87	8	307 [9] 5.0L Eng. Cutlass Supreme H.O.	120128	130120	8122	8123	35363	—	140015	140005
1982-87	8	305 [H] 5.0L Eng. Cutlass Supreme Can.	120128	130120	8122	8123	35361	—	140013	140003
1986	8	307 [Y] 5.0L Eng. Custom Cruiser, Cutlass Supreme	120128	130120	8122	8123	35363	—	140015	140005
1985	8	307 [Y] 5.0L Eng. Cutlass Supreme, Delta 88, Toronado Exc. Can.	120128	130120	8122	8123	35363	—	140015	140005
1985	8	307 [Y] 5.0L Eng. Delta 88 Can.	120128	130120	8122	8123	35361	—	140015	140005
1983-84	8	307 5.0L Eng. 98, Cutlass Supreme, Delta 88, Toronado Can.	120128	130120	8122	8123	35361	—	140015	140005
	8	307 5.0L Eng. 98, Cutlass Supreme, Delta 88, Toronado Exc. Can.	120128	130120	8122	8123	35363	—	140015	140005
1983	8	307 5.0L Eng. Cutlass Supreme	120128	130120	8122	8123	35363	—	140015	140005
1982-83	8	305 5.0L Eng. Cutlass Supreme Exc. Can.	120128	130120	8122	8123	35363	—	140013	140003
1982	8	260 4.3L Eng. Cutlass Supreme, Delta 88 Can.	120128	130120	8122	8123	35361	—	140015	140005
	8	260 4.3L Eng. Cutlass Supreme, Delta 88 Exc. Can.	120128	130120	8122	8123	35363	—	140015	140005
	8	267 4.4L Eng. Cutlass Supreme, Delta 88 Can.	120128	130120	8122	8123	35361	—	140013	140003
	8	307 5.0L Eng. 98, Cutlass Supreme, Delta 88, Toronado Can.	120128	130120	8122	8123	35361	—	140015	140005
	8	307 5.0L Eng. 98, Cutlass Supreme, Delta 88, Toronado Exc. Can.	120128	130120	8122	8123	35363	—	140015	140005
1981	8	260 4.3L Eng. Cutlass Supreme, Delta 88	120128	130120	8122	8123	35363	—	140015	140005
	8	267 4.4L, 305 5.0L Eng. Cutlass Supreme, Delta 88 Can.	120128	130120	8122	8123	35361	—	140013	140003
	8	267 4.4L, 305 5.0L Eng. Cutlass Supreme, Delta 88 Exc. Can.	120128	130120	8122	8123	35363	—	140013	140003
	8	307 5.0L Eng. 98, Delta 88 Can.	120128	130120	8122	8123	—	—	140015	140005
	8	307 5.0L Eng. 98, Delta 88 Exc. Vacuum Advance, Exc. Can.	120128	130120	8122	8123	35363	—	140015	140005
	8	307 5.0L Eng. 98, Delta 88 w/Vacuum Advance, Exc. Can.	120128	130120	8122	8123	—	—	140015	140005
	8	307 5.0L Eng. Cutlass Supreme, Toronado Can.	120128	130120	8122	8123	—	—	140015	140005
	8	307 5.0L Eng. Cutlass Supreme, Toronado Exc. Can.	120128	130120	8122	8123	35363	—	140015	140005
1980	8	260 4.3L Eng. Cutlass Supreme Exc. Closed Loop System	120128	130120	8122	8123	—	—	140015	140005
	8	260 4.3L Eng. Cutlass Supreme w/Closed Loop System	120128	130120	8122	8123	35363	—	140015	140005
	8	260 4.3L Eng. Delta 88	120128	130120	8122	8123	—	—	140015	140005
	8	265 4.3L Eng. Delta 88	120128	130120	8122	8123	35361	—	140015	140005

YEAR	CYL.	MODEL, ENGINE & NOTES	CAP	ROTOR	CAP & ROTOR KIT		CONTROL MODULE	SUPER STOCK COIL	RACING COIL	SUPER COIL
					PERF. TAN	BLK/GRAY				
OLDSMOBILE ELECTRONIC DISTRIBUTORS (con't)										
	8	305 5.0L Eng. Cutlass Supreme, Delta 88	120128	130120	8122	8123	35361	—	140013	140003
1980	8	307 5.0L Eng. 98, Delta 88, Toronado	120128	130120	8122	8123	35361	—	140015	140005
	8	307 5.0L Eng. Cutlass Supreme	120128	130120	8122	8123	35361	—	140013	140003
	8	350 5.7L Eng. Cutlass Supreme	120128	130120	8122	8123	—	—	140015	140005
	8	350 [R] 5.7L Eng. 98, Delta 88, Toronado	120128	130120	8122	8123	—	—	140015	140005
1979	8	301 4.9L Eng. Delta 88	120128	130120	8122	8123	—	—	140015	140005
	8	350 5.7L Eng. 98, Delta 88, Toronado	120128	130120	8122	8123	35361	—	140015	140005
1978-79	8	403 6.6L Eng. 98, Delta 88	120128	130120	8122	8123	35361	—	140015	140005
	8	260 4.3L Eng. Cutlass Supreme, Delta 88	120128	130120	8122	8123	35361	—	140015	140005
	8	305 5.0L Eng. Cutlass Supreme, Omega, Starfire	120128	130120	8122	8123	35361	—	140013	140003
1978-79	8	350 5.7L Eng. Cutlass Supreme, Omega	120128	130120	8122	8123	35361	—	140013	140003
1978	8	350 5.7L Eng. 98, Delta 88	120128	130120	8122	8123	35361	—	140015	140005
1977-78	8	403 6.6L Eng. Toronado	120128	—	—	—	—	—	140013	140003
1977	8	260 4.3L Eng. Cutlass Supreme, Delta 88, Omega	120128	130120	8122	8123	35361	—	140015	140005
	8	305 5.0L Eng. Omega, Starfire	120128	130120	8122	8123	35361	—	140013	140003
	8	350 5.7L Eng. 98, Delta 88, Omega	120128	130120	8122	8123	35361	—	140013	140003
	8	350 [R] 5.7L Eng. 98, Cutlass Supreme, Delta 88, Omega	120128	130120	8122	8123	35361	—	140015	140005
	8	403 6.6L Eng. 98, Cutlass Supreme, Delta 88	120128	130120	8122	8123	35361	—	140015	140005
1976	8	455 7.5L Eng. Toronado Cal.	120128	130120	8122	8123	35361	—	140013	140003
	8	455 7.5L Eng. Toronado Exc. Cal.	120128	130120	8122	8123	35361	—	140015	140005
1975-76	8	260 4.3L Eng. Cutlass Supreme, Omega	120128	130120	8122	8123	35361	—	140015	140005
	8	350 5.7L Eng. 98, Cutlass Supreme, Delta 88, Omega	120128	130120	8122	8123	35361	—	140015	140005
	8	455 7.5L Eng. 98, Cutlass Supreme, Delta 88	120128	130120	8122	8123	35361	—	140015	140005
1975	8	400 6.6L Eng. 98, Delta 88	120128	130120	8122	8123	35361	—	140015	140005
	8	455 7.5L Eng. Toronado	120128	130120	8122	8123	35361	—	140013	140003
1974	8	All Eng. All Models w/High Energy Ignition (H.E.I.)	120128	130120	8122	8123	35361	—	140015	140005
PANTERA ELECTRONIC DISTRIBUTORS										
1984-85	8	All Eng. w/Dura-Spark Style Dist. Cap w/EEC-IV	120223	130223	8224	8223	—	—	—	140012
1977-85	8	All Eng. w/Dura-Spark Style Dist. Cap Exc. EEC-IV	120223	130223	8224	8223	—	8140,8140C	140207	140001
1974-76	8	All Eng. w/Socket Style Dist. Cap	120214	130215	8220	8222	—	8140,8140C	140207	140001
PLYMOUTH ELECTRONIC DISTRIBUTORS										
1990-95	4	153 2.5L Eng. All Models w/ & wo/Turbo	—	—	—	—	—	—	—	140021
	4	135 2.2L Eng. All Models w/ & wo/Turbo	—	—	—	—	—	—	—	140021
1985-91	4	1468cc [Q] Eng. Colt Models	—	—	—	—	—	8140,8140C	—	140001
1985-90	4	1595cc [K] Eng. Colt Models	—	—	—	—	—	8140,8140C	—	140001
1986-89	4	135 2.2L Eng. All Models w/ & wo/Turbo	—	—	—	—	—	8140M	—	—
1988-89	4	153 2.5L Eng. All Models w/ & wo/Turbo	—	—	—	—	—	8140M	—	—
1984-89	4	2555cc [F] Eng. Conquest	—	—	—	—	—	8140,8140C	—	140001
1987-88	4	1468cc [Q] Eng. Colt Exc. Sta. Wag.	—	—	—	—	—	8140,8140C	—	140001
1985-87	4	1997cc [A] Eng. Colt To 11/1/86	—	—	—	—	—	8140,8140C	—	140001
1986-87	4	156 2.6L Eng. All Models	—	—	—	—	—	8140,8140C	—	140001
	4	153 2.5L Eng. All Models	—	—	—	—	—	8140M	—	—
1983-86	4	98 1.6L Eng. All Models	—	—	—	—	—	8140M	—	—
1983-85	4	156 2.6L Eng. All Models	—	—	—	—	—	8140,8140C	—	140001
1984-85	4	135 2.2L Eng. All Models w/ & wo/Turbo	—	—	—	—	—	8140M	—	—
1982-85	4	156 2.6L Eng. All Models	—	—	—	—	—	8140,8140C	—	140001
1984	4	1400cc [J] Eng. All Models	—	—	—	—	—	8140,8140C	—	140001
	4	1595cc [K] Eng. All Models Exc. Turbo	—	—	—	—	—	8140,8140C	—	140001
	4	1595cc [K] Eng. All Models w/Turbo	—	—	—	—	—	8140,8140C	—	140001
	4	1997cc [A] Eng. All Models	—	—	—	—	—	8140,8140C	—	140001
1983	4	2555cc [F] Eng. All Models	—	—	—	—	—	8140,8140C	—	140001
1981-86	4	105 1.7L Eng. All Models	—	—	—	—	—	8140M	—	—
	4	1400cc [J], 1595cc [K] Eng. All Models Exc. Can.	—	—	—	—	—	8140,8140C	—	140001
	4	135 2.2L Eng. All Models	—	—	—	—	—	8140M	—	—
1980-82	4	2555cc [F] Eng. All Models	—	—	—	—	—	8140,8140C	—	140001
1980	4	1400cc [J], 1595cc [K][Z] Eng. All Models Cal.	—	—	—	—	—	8140,8140C	—	140001
	4	All Eng. Horizon Exc. Lean Burn	—	—	—	—	—	8140M	—	—
	4	All Eng. Horizon w/Lean Burn	—	—	—	—	—	8140M	—	—
1979	4	2555cc [F] Eng. All Models w/Electronic Dist.	—	—	—	—	—	8140,8140C	—	140001
	4	All Eng. Horizon	—	—	—	—	—	8140M	—	—
1978	4	All Eng. Horizon	—	—	—	—	—	8140,8140C	—	140001
1976-78	4	400 6.6L Eng. All Models w/Lean Burn	120326	130319	8320	8321	—	8140,8140C	—	140001

YEAR	CYL.	MODEL, ENGINE & NOTES	CAP	ROTOR	CAP & ROTOR KIT		CONTROL MODULE	SUPER STOCK COIL	RACING COIL	SUPER COIL
					PERF. TAN	BLK/GRAY				
PLYMOUTH ELECTRONIC DISTRIBUTORS (con't)										
	4	400 6.6L Eng. All Models Exc. Lean Burn	120326	130319	8320	8321	—	8140,8140C	—	140001
	4	440 7.2L Eng. All Models w/Lean Burn	120326	130319	8320	8321	—	8140,8140C	—	140001
1972-75	4	All Eng. All Models	120326	130319	8320	8321	—	8140,8140C	—	140001
1989	6	181 3.0L Eng. All Models	—	—	—	—	—	8140M	—	—
1980-83	6	225 3.7L Eng. All Models	—	130319	8326	—	—	8140M	—	—
1979	6	225 3.7L Eng. All Models Exc. Lean Burn	—	130319	8326	—	—	8140M	—	—
	6	225 3.7L Eng. All Models w/Lean Burn	—	130319	8326	—	—	8140M	—	—
1973-78	6	All Eng. All Models	—	130319	8326	—	—	8140,8140C	—	140001
1984-89	8	318 5.2L Eng. All Models w/Dual Pick-up	120326	130319	8320	8321	—	8140M	—	—
1984-89	8	318 5.2L Eng. All Models w/Single Pick-up	120326	130319	8320	8321	—	8140M	—	—
1981-86	8	318 5.2L Eng. All Models	120326	130319	8320	8321	—	8140M	—	—
1980	8	318 5.2L, 360 5.9L Eng. All Models	120326	130319	8320	8321	—	8140M	—	—
1979	8	318 5.2L, 360 5.9L Eng. All Models Exc. Lean Burn	120326	130319	8320	8321	—	8140M	—	—
	8	318 5.2L, 360 5.9L Eng. All Models w/Lean Burn	120326	130319	8320	8321	—	8140M	—	—
1976-78	8	318 5.2L Eng. All Models w/Lean Burn	120326	130319	8320	8321	—	8140,8140C	—	140001
	8	318 5.2L Eng. All Models Exc. Lean Burn	120326	130319	8320	8321	—	8140,8140C	—	140001
	8	360 5.9L Eng. All Models w/Lean Burn	120326	130319	8320	8321	—	8140,8140C	—	140001
	8	360 5.9L Eng. All Models Exc. Lean Burn	120326	130319	8320	8321	—	8140,8140C	—	140001
	8	440 7.2L Eng. All Models Exc. Lean Burn	120326	130319	8320	8321	—	8140,8140C	—	140001
PLYMOUTH TRUCK ELECTRONIC DISTRIBUTORS										
1990-95	4	153 2.5L Eng. Voyager w/ & wo/Turbo	—	—	—	—	—	—	—	140021
1988-89	4	153 2.5L Eng. Voyager w/ & wo/Turbo	—	—	—	—	—	8140M	—	—
1986-87	4	153 2.2L Eng. Voyager w/ & wo/Turbo	—	—	—	—	—	8140M	—	—
1984-87	4	156 2.6L Eng. Voyager	—	—	—	—	—	8140,8140C	—	140001
1984-85	4	135 2.2L Eng. Voyager w/ & wo/Turbo	—	—	—	—	—	8140M	—	—
1983	4	135 2.2L Eng. Scamp	—	—	—	—	—	8140M	—	—
1979-82	4	1997cc [U], 2600cc [W] Eng. Arrow	—	—	—	—	—	8140,8140C	—	140001
1987-89	6	181 3.0L Eng. Voyager	—	—	—	—	—	8140M	—	—
1981-86	6	225 3.7L Eng. All Models w/Dual Pick-up	—	130319	8326	—	—	8140M	—	—
	6	225 3.7L Eng. All Models w/Single Pick-up	—	130319	8326	—	—	8140M	—	—
1979-80	6	All Eng. All Models	—	130319	8326	—	—	8140M	—	—
1974-78	6	All Eng. All Models	—	130319	8326	—	—	8140,8140C	—	140001
1981-86	8	318 5.2L, 360 5.9L Eng. All Models w/Dual Pick-up	120326	130319	8320	8321	—	8140M	—	—
	8	318 5.2L, 360 5.9L Eng. All Models w/Single Pick-up	120326	130319	8320	8321	—	8140M	—	—
1979-80	8	318 5.2L, 360 5.9L Eng. All Models	120326	130319	8320	8321	—	8140M	—	—
1974-78	8	318, 360, 400, 440 Eng. All Models	120326	130319	8320	8321	—	8140,8140C	—	140001
PONTIAC ELECTRONIC DISTRIBUTORS										
1988-93	4	98 [6] 1.6L Eng. LeMans	—	—	—	—	—	—	—	140011
1989-91	4	122 [K] 2.0L Eng. LeMans	—	—	—	—	—	—	—	140011
1987-91	4	122 [K][M] 2.0L Eng. Sunbird	—	—	—	—	—	—	—	140011
1990-91	4	98 1.6L Eng. Sunburst Can.	—	—	—	—	35362	—	—	140011
1987-89	4	92 [9] 1.5L Eng. Sunburst Can., w/Turbo	—	—	—	—	35362	—	—	140011
	4	122 [M] 2.0L Eng. Grand Am	—	—	—	—	—	—	—	140011
1983-87	4	98 1.6L Eng. Acadian, T1000	—	—	—	—	35361	—	—	140011
1986	4	121 [P] 2.0L Eng. J2000, Sunbird	—	—	—	—	35362	—	—	140011
1985-86	4	111 1.8L, 112 1.8L Eng. J2000, Sunbird	—	—	—	—	—	—	—	140011
	4	151 2.5L Eng. 6000, Fiero, Firebird, Grand Am	—	—	—	—	—	—	—	140011
1985	4	121 2.0L Eng. J2000, Sunbird	—	—	—	—	—	—	—	140011
1982	4	98 1.6L Eng. Acadian, T1000 w/A.T.	—	—	—	—	35361	—	—	—
	4	98 1.6L Eng. T1000 w/4 Speed M.T., Exc. Cal. & Can.	—	—	—	—	35361	—	—	—
	4	98 1.6L Eng. T1000 w/5 Speed M.T., Exc. Cal. & Can.	—	—	—	—	35363	—	—	—
	4	98 1.6L Eng. T1000 w/M.T., Cal.	—	—	—	—	35363	—	—	—
	4	98 1.6L Eng. Acadian, T1000 w/M.T., Can.	—	—	—	—	35361	—	—	—
1981	4	98 1.6L Eng. Acadian, T1000	—	—	—	—	35363	—	—	—
	4	151 2.5L Eng. Phoenix Can.	—	130120	—	—	35361	—	140013	140003
1980	4	98 1.6L Eng. Acadian	—	—	—	—	35361	—	—	—
	4	151 2.5L Eng. Phoenix, Sunbird	—	130120	—	—	35361	—	140013	140003
1977-79	4	151 2.5L Eng. Sunbird	—	130120	—	—	35361	—	140013	140003
1977-78	4	151 2.5L Eng. Phoenix	—	130120	—	—	35361	—	140013	140003
1977	4	151 2.5L Eng. Astre, Ventura	—	130120	—	—	35361	—	140013	140003
1975-77	4	140 2.3L Eng. Astre, Sunbird	—	—	—	—	35361	—	—	—
1991-95	6	189 [D] 3.1L Eng. Trans Sport	—	—	—	—	—	—	—	140011

YEAR	CYL.	MODEL, ENGINE & NOTES	CAP	ROTOR	CAP & ROTOR KIT		CONTROL MODULE	SUPER STOCK COIL	RACING COIL	SUPER COIL
					PERF. TAN	BLK/GRAY				
PONTIAC ELECTRONIC DISTRIBUTORS (con't)										
1990-92	6	189 [T] 3.1L Eng. Firebird	120133	130133	8133	—	—	—	—	140011
1990	6	189 [D] 3.1L Eng. Trans Sport	—	—	8130	—	—	—	—	140011
1985-89	6	173 [S] 2.8L Eng. Firebird	120133	130133	8133	—	—	—	—	140011
1986-88	6	173 [9] 2.8L Eng. Fiero	120133	130133	8133	—	—	—	—	140011
1986-87	6	262 4.3L Eng. Grand Prix	120133	130133	8133	—	35362	—	—	140011
1983-87	6	231 3.8L Eng. Grand Prix Can.	—	130120	8129	—	35361	—	140015	140005
	6	231 3.8L Eng. Grand Prix Exc. Can.	—	130120	8129	—	35363	—	140015	140005
1986	6	231 [A] 3.8L Eng. Bonneville Can.	—	130120	8129	—	35361	—	140015	140005
	6	231 [A] 3.8L Eng. Bonneville Exc. Can.	—	130120	8129	—	35363	—	140015	140005
	6	262 [Z] 4.3L Eng. Bonneville, Parisienne	120133	130133	8133	—	35362	—	—	140011
1985-86	6	173 [W] 2.8L Eng. 6000	120133	130133	8133	—	—	—	—	140011
	6	173 [X] 2.8L Eng. 6000	—	—	8130	—	—	—	—	140011
1985	6	173 [9] 2.8L Eng. Fiero	120133	130133	8133	—	—	—	—	140011
	6	262 4.3L Eng. Parisienne	120133	130133	8133	—	—	—	—	140011
1983-85	6	231 [A] 3.8L Eng. Bonneville, Parisienne Can.	—	130120	8129	—	35361	—	140013	140003
	6	231 [A] 3.8L Eng. Bonneville, Parisienne Exc. Can.	—	130120	8129	—	35363	—	140015	140005
1982-84	6	173 [1][L] 2.8L Eng. Firebird	—	—	8130	—	—	—	—	—
1983-84	6	173 [X] 2.8L Eng. 6000, Phoenix	120139	—	8130	—	—	—	—	—
	6	173 [Z] 2.8L Eng. Phoenix	120139	—	8130	—	—	—	—	—
1983	6	229 [9] 3.8L Eng. Parisienne	—	130120	8129	—	35363	—	140013	140003
1982-83	6	229 3.8L Eng. LeMans Can.	—	130120	8129	—	35363	—	140013	140003
	6	231 3.8L Eng. LeMans Can.	—	130120	8129	—	35361	—	140015	140005
1982	6	173 2.8L Eng. 6000, Phoenix	—	130120	8129	—	35361	—	140013	140003
	6	231 3.8L Eng. Bonneville, Grand Prix Can.	—	130120	8129	—	35361	—	140015	140005
	6	231 3.8L Eng. Bonneville, Grand Prix Exc. Can.	—	130120	8129	—	35363	—	140015	140005
	6	252 4.1L Eng. Bonneville, Grand Prix	—	130120	8129	—	35363	—	140015	140005
1981	6	173 2.8L Eng. Phoenix Can.	—	130120	8129	—	35361	—	140013	140003
	6	173 2.8L Eng. Phoenix Exc. Can.	—	130120	8129	—	35363	—	140013	140003
	6	229 3.8L Eng. Grand Prix, LeMans Can.	—	130120	8129	—	35361	—	140013	140003
	6	229 3.8L Eng. Grand Prix, LeMans Exc. Can.	—	130120	8129	—	—	—	140013	140003
	6	231 3.8L Eng. Bonneville, Catalina, Grand Prix, LeMans Exc. Can.	—	130120	8129	—	35363	—	140015	140005
	6	231 3.8L Eng. Bonneville, Catalina, Grand Prix, LeMans, Parisienne Can.	—	130120	8129	—	35361	—	140015	140005
1981	6	231 3.8L Eng. Firebird	—	130120	8129	—	35363	—	140015	140005
1980	6	173 2.8L Eng. Phoenix	—	130120	8129	—	35361	—	140013	140003
	6	229 3.8L Eng. Grand Prix, LeMans	—	130120	8129	—	35361	—	140013	140003
	6	231 3.8L Eng. Bonneville, Catalina, Firebird, Grand Prix, LeMans, Parisienne, Sunbird Exc. Cal.	—	130120	8129	—	35361	—	140015	140005
	6	231 3.8L Eng. Bonneville, Catalina, Firebird, Grand Prix, LeMans, Sunbird Cal.	—	130120	8129	—	35363	—	140015	140005
1978-79	6	231 3.8L Eng. Bonneville, Catalina, Firebird, Grand Am, Grand Prix, LeMans, Phoenix, Sunbird	—	130120	8129	—	35361	—	140015	140005
1977	6	231 3.8L Eng. Bonneville, Catalina, Firebird, LeMans, Phoenix, Sunbird, Ventura	—	130120	—	—	35361	—	140015	140005
	6	250 4.1L Eng. Catalina, Laurentian, LeMans, Parisienne, Safari Can.	—	—	—	—	35361	—	—	—
1976	6	231 3.8L Eng. Sunbird	—	130120	—	—	35361	—	140015	140005
1975-76	6	250 4.1L Eng. Firebird, LeMans, Ventura	—	—	—	—	35361	—	—	—
1996	8	350 [P] 5.7L Eng. Firebird LT1/LT4	—	—	—	—	—	—	—	140024
1993-95	8	350 [P] 5.7L Eng. Firebird LT1	—	—	—	—	—	—	—	140011
1992	8	305 [E] 5.0L Eng. Firebird TBI	120137	130137	8132	—	35370	—	—	140011
1990-92	8	305 [F] 5.0L Eng. Firebird TPI	120137	130137	8132	—	35370	—	—	140011
1990-92	8	350 [8] 5.7L Eng. Firebird TPI	120137	130137	8132	—	35370	—	—	140011
1991	8	305 [E] 5.0L Eng. All Models w/Dist. 1103749	120137	130137	8132	—	35362	—	—	140011
	8	305 [E] 5.0L Eng. All Models w/Dist. 1103880	120137	130137	8132	—	35370	—	—	140011
1988-90	8	305 [E] 5.0L Eng. Firebird TBI	120137	130137	8132	—	35362	—	—	140011
1988-89	8	307 [Y] 5.0L Eng. Safari	120128	130120	8122	8123	35363	—	140015	140005
1987-89	8	305 [F] 5.0L Eng. Firebird TPI	120137	130137	8132	—	35362	—	—	140011
1988-89	8	350 [8] 5.7L Eng. Firebird TPI	120137	130137	8132	—	35362	—	—	140011
1987	8	350 [8] 5.7L Eng. Firebird w/Remote Mount Coil	120137	130137	8132	—	35362	—	—	140011
	8	350 [8] 5.7L Eng. Firebird w/In-Cap Coil	—	130120	8131	—	35363	—	140015	140005

YEAR	CYL.	MODEL, ENGINE & NOTES	CAP	ROTOR	CAP & ROTOR KIT		CONTROL MODULE	SUPER STOCK COIL	RACING COIL	SUPER COIL
					PERF. TAN	BLK/GRAY				
PONTIAC ELECTRONIC DISTRIBUTORS (con't)										
	8	305 [G] 5.0L Eng. Grand Prix GT H.O.	120137	130137	8132	—	35362	—	—	140011
	8	305 [H] 5.0L Eng. Firebird, Grand Prix Can.	120128	130120	8122	8123	35363	—	140013	140003
	8	305 [H] 5.0L Eng. Firebird, Grand Prix Exc. Can.	120137	130137	8132	—	35362	—	—	140011
	8	307 [Y] 5.0L Eng. Safari Can.	120128	130120	8122	8123	35361	—	140015	140005
	8	307 [Y] 5.0L Eng. Safari Exc. Can.	120128	130120	8122	8123	35363	—	140015	140005
1985-86	8	305 [G] 5.0L Eng. Grand Prix GT H.O.	120128	130120	8122	8123	35363	—	140013	140003
	8	305 [F] 5.0L Eng. Firebird TPI	—	130120	8131	—	35363	—	140013	140003
1986	8	307 5.0L Eng. Parisienne	120128	130120	8122	8123	35363	—	140015	140005
1985-86	8	305 [G] 5.0L Eng. Firebird H.O.	120128	130120	8122	8123	35363	—	140013	140003
1983-86	8	305 [H] 5.0L Eng. Bonneville, Firebird, Grand Prix, Parisienne Can.	120128	130120	8122	8123	35361	—	140013	140003
	8	305 [H] 5.0L Eng. Bonneville, Firebird, Grand Prix, Parisienne Exc. Can.	120128	130120	8122	8123	35363	—	140013	140003
1984	8	305 [G] 5.0L Eng. Firebird H.O. Can.	120128	130120	8122	8123	35361	—	140013	140003
	8	305 [G] 5.0L Eng. Firebird H.O. Exc. Can.	120128	130120	8122	8123	35363	—	140013	140003
1983	8	305 [S] 5.0L Eng. Firebird Cross-Fire EFI	120128	130120	8122	8123	35363	—	140013	140003
1982-83	8	305 [7] 5.0L Eng. Firebird Cross-Fire EFI	120128	130120	8122	8123	35363	—	140013	140003
1983	8	350 5.7L Eng. Parisienne Can.	120128	130120	8122	8123	35361	—	140013	140003
	8	350 5.7L Eng. Parisienne Exc. Can.	120128	130120	8122	8123	35363	—	140013	140003
1982-83	8	305 [H] 5.0L Eng. LeMans Can.	120128	130120	8122	8123	35361	—	140013	140003
1982	8	267 4.4L Eng. Bonneville, Grand Prix, LeMans	120128	130120	8122	8123	35361	—	140013	140003
	8	305 [H] 5.0L Eng. Firebird Can.	120128	130120	8122	8123	35361	—	140013	140003
	8	305 [H] 5.0L Eng. Firebird Exc. Can.	120128	130120	8122	8123	35363	—	140013	140003
1981	8	265 4.3L Eng. Bonneville, Catalina, Firebird, Grand Prix, LeMans, Parisienne	120128	130120	8122	8123	35363	—	140015	140005
	8	267 4.4L Eng. Firebird, Grand Prix, LeMans Can.	120128	130120	8122	8123	35361	—	140015	140005
	8	267 4.4L Eng. Firebird, Grand Prix, LeMans Exc. Can.	120128	130120	8122	8123	35363	—	140013	140003
	8	301 [T] 4.9L Eng. Firebird w/Turbo, Can.	120128	130120	8122	8123	—	—	140015	140005
	8	301 [T] 4.9L Eng. Firebird w/Turbo, Exc. Can.	120128	130120	8122	8123	35363	—	140015	140005
	8	301 [W] 4.9L Eng. Firebird	120128	130120	8122	8123	35363	—	140015	140005
	8	305 5.0L Eng. Bonneville, Catalina w/Dist. 1103466, Exc. Can.	120128	130120	8122	8123	35363	—	140015	140005
	8	305 5.0L Eng. Bonneville, Catalina w/Dist. 1103467, Exc. Can.	120128	130120	8122	8123	—	—	140015	140005
	8	305 5.0L Eng. Bonneville, Catalina, Parisienne Can.	120128	130120	8122	8123	—	—	140015	140005
	8	305 5.0L Eng. Firebird, Grand Prix, LeMans Can.	120128	130120	8122	8123	35361	—	140013	140003
	8	305 5.0L Eng. Firebird, Grand Prix, LeMans Exc. Can.	120128	130120	8122	8123	35363	—	140013	140003
	8	307 [Y] 5.0L Eng. Bonneville, Catalina	120128	130120	8122	8123	35363	—	140015	140005
1980	8	265 4.3L Eng. Bonneville, Catalina, Firebird, Grand Prix, LeMans, Parisienne	120128	130120	8122	8123	35361	—	140015	140005
	8	301 4.9L Eng. Firebird, Grand Prix, LeMans w/Turbo	120128	130120	8122	8123	—	—	140015	140005
	8	301 [W] 4.9L Eng. Bonneville, Catalina, Firebird, Grand Prix, LeMans, Parisienne Exc. Turbo	120128	130120	8122	8123	35361	—	140015	140005
	8	305 5.0L Eng. Firebird, Grand Prix, LeMans	120128	130120	8122	8123	35361	—	140013	140003
	8	350 [R] 5.7L Eng. Bonneville, Catalina, Parisienne	120128	130120	8122	8123	—	—	140015	140005
	8	350 [X] 5.7L Eng. Bonneville, Catalina, Parisienne	120128	130120	8122	8123	35361	—	140015	140005
1979	8	301 [W] 4.9L Eng. Firebird, Grand Prix, LeMans	120128	130120	8122	8123	—	—	140015	140005
	8	301 [Y] 4.9L Eng. Bonneville, Catalina, Firebird, Grand Prix, LeMans	120128	130120	8122	8123	35361	—	140015	140005
	8	305 5.0L Eng. Firebird, Grand Prix, LeMans, Phoenix, Sunbird	120128	130120	8122	8123	35361	—	140013	140003
	8	350 [L] 5.7L Eng. Phoenix	120128	130120	8122	8123	35361	—	140013	140003
	8	400 6.6L Eng. Firebird	120128	130120	8122	8123	35361	—	140015	140005
1978-79	8	350 [R][X] 5.7L Eng. Bonneville, Catalina	120128	130120	8122	8123	35361	—	140015	140005
	8	403 6.6L Eng. Bonneville, Catalina, Firebird	120128	130120	8122	8123	35361	—	140015	140005
1978	8	301 4.9L Eng. Bonneville, Catalina, Grand Am, Grand Prix, LeMans	120128	130120	8122	8123	35361	—	140015	140005
	8	305 5.0L Eng. Firebird, Grand Am, Grand Prix, LeMans, Phoenix	120128	130120	8122	8123	35361	—	140013	140003
	8	350 5.7L Eng. Firebird, Grand Am, LeMans, Phoenix	120128	130120	8122	8123	35361	—	140013	140003
	8	400 6.6L Eng. Bonneville, Catalina, Firebird	120128	130120	8122	8123	35361	—	140015	140005
1977	8	301 4.9L, 350 [P] 5.7L, 400 6.6L Eng. Bonneville, Catalina, Firebird, Grand Prix, LeMans	120128	130120	8122	8123	35361	—	140015	140005

YEAR	CYL.	MODEL, ENGINE & NOTES	CAP	ROTOR	CAP & ROTOR KIT		CONTROL MODULE	SUPER STOCK COIL	RACING COIL	SUPER COIL
					PERF. TAN	BLK/GRAY				
PONTIAC ELECTRONIC DISTRIBUTORS (con't)										
	8	305 5.0L, 350 [L] 5.7L Eng. Catalina, Laurentian, LeMans, Parisienne, Phoenix, Safari, Ventura	120128	130120	8122	8123	35361	—	140013	140003
1977	8	350 [R] 5.7L Eng. Bonneville, Catalina, Firebird, Grand Prix, LeMans, Phoenix, Ventura	120128	130120	8122	8123	35361	—	140015	140005
	8	403 6.6L Eng. Bonneville, Catalina, Firebird, Grand Prix, LeMans Cal.	120128	130120	8122	8123	35361	—	140013	140003
	8	403 6.6L Eng. Bonneville, Catalina, Firebird, Grand Prix, LeMans Exc. Cal.	120128	130120	8122	8123	35361	—	140015	140005
1976	8	260 4.3L Eng. LeMans, Ventura	120128	130120	8122	8123	35361	—	140015	140005
	8	350 5.7L Eng. Firebird, Grand Prix	120128	130120	8122	8123	35361	—	140015	140005
	8	350 5.7L Eng. Laurentian w/2 Bbl. Carb.	120128	130120	8122	8123	35361	—	140013	140003
	8	350 5.7L Eng. Laurentian w/4 Bbl. Carb.	120128	130120	8122	8123	35361	—	140015	140005
	8	350 5.7L Eng. LeMans Can., w/2 Bbl. Carb., w/Chevrolet Engine	120128	130120	8122	8123	35361	—	140013	140003
	8	350 5.7L Eng. LeMans Can., w/4 Bbl. Carb., w/Chevrolet Engine	120128	130120	8122	8123	35361	—	140015	140005
	8	350 5.7L Eng. LeMans Can., w/Pontiac Engine	120128	130120	8122	8123	35361	—	140015	140005
	8	350 5.7L Eng. LeMans Exc. Can.	120128	130120	8122	8123	35361	—	140015	140005
	8	350 5.7L Eng. Ventura	120128	130120	8122	8123	35361	—	140015	140005
	8	400 6.6L Eng. Bonneville, Catalina, Firebird, Grand Prix, LeMans	120128	130120	8122	8123	35361	—	140015	140005
	8	400 6.6L Eng. Laurentian Can., w/2 Bbl. Carb., w/Chevrolet Engine	120128	130120	8122	8123	35361	—	140013	140003
	8	400 6.6L Eng. Laurentian Can., w/2 Bbl. Carb., w/Pontiac Engine	120128	130120	8122	8123	35361	—	140015	140005
	8	400 6.6L Eng. Laurentian Can., w/4 Bbl. Carb.	120128	130120	8122	8123	35361	—	140015	140005
	8	455 7.5L Eng. Bonneville, Catalina, Firebird, Grand Prix, Laurentian, LeMans	120128	130120	8122	8123	35361	—	140015	140005
1975	8	260 4.3L Eng. Ventura	120128	130120	8122	8123	35361	—	140015	140005
	8	350 5.7L Eng. Firebird	120128	130120	8122	8123	35361	—	140015	140005
	8	350 5.7L Eng. Laurentian, Parisienne Can., w/2 Bbl. Carb.	120128	130120	8122	8123	35361	—	140013	140003
	8	350 5.7L Eng. Laurentian, Parisienne Can., w/4 Bbl. Carb.	120128	130120	8122	8123	35361	—	140015	140005
	8	350 5.7L Eng. LeMans Can., w/2 Bbl. Carb., w/Chevrolet Engine	120128	130120	8122	8123	35361	—	140013	140003
	8	350 5.7L Eng. LeMans Can., w/Pontiac Engine	120128	130120	8122	8123	35361	—	140015	140005
	8	350 5.7L Eng. LeMans Exc. Can.	120128	130120	8122	8123	35361	—	140015	140005
	8	350 5.7L Eng. LeMans w/4 Bbl. Carb., w/Chevrolet Engine	120128	130120	8122	8123	35361	—	140015	140005
	8	350 5.7L Eng. Ventura	120128	130120	8122	8123	35361	—	140015	140005
	8	400 6.6L Eng. Bonneville, Catalina, Firebird, Grand Prix, Grand Ville, LeMans	120128	130120	8122	8123	35361	—	140015	140005
	8	400 6.6L Eng. Laurentian, Parisienne Can., w/2 Bbl. Carb.	120128	130120	8122	8123	35361	—	140015	140005
	8	400 6.6L Eng. Laurentian, Parisienne Can., w/4 Bbl. Carb., w/Chevrolet Engine	120128	130120	8122	8123	35361	—	140013	140003
	8	400 6.6L Eng. Laurentian, Parisienne Can., w/4 Bbl. Carb., w/Pontiac Engine	120128	130120	8122	8123	35361	—	140015	140005
	8	455 7.5L Eng. Bonneville, Catalina, Firebird, Grand Prix, Grand Ville, Laurentian, LeMans, Parisienne	120128	130120	8122	8123	35361	—	140015	140005
1973-74	8	All Eng. All Models w/High Energy Ign. (H.E.I.)	120128	130120	8122	8123	35361	—	140015	140005
1977-86	6	All Eng. All Models w/GM 4-pin Type Module	—	—	—	—	35361	—	—	—
ROVER - RANGE ROVER - LAND ROVER ELECTRONIC DISTRIBUTORS										
1985-94	8	3528cc, 3947cc, 4200cc Eng. Range Rover	—	—	—	—	—	8140,8140C	—	140001
1980-81	8	3528cc Eng. 3500 Models	—	—	—	—	—	8140,8140C	—	140001
SAAB ELECTRONIC DISTRIBUTORS										
1991-93	4	2119cc Eng. 900	—	—	—	—	—	8140,8140C	—	140001
1990-93	4	1985cc Eng. 900 w/Turbo	—	—	—	—	—	8140,8140C	—	140001
1990	4	1985cc Eng. 900 wo/Turbo	—	—	—	—	—	8140,8140C	—	140001
1986-90	4	1985cc Eng. 9000	—	—	—	—	—	8140,8140C	—	140001
1986-89	4	1985cc Eng. 9000 w/Turbo	—	—	—	—	—	8140,8140C	—	140001
1985-89	4	1985cc Eng. 900 w/B201 Single Cam Engine	—	—	—	—	—	8140,8140C	—	140001
	4	1985cc Eng. 900 w/B202 Twin Cam Engine	—	—	—	—	—	8140,8140C	—	140001
1986-89	4	1985cc Eng. 900 w/B202 Twin Cam Engine, w/Turbo	—	—	—	—	—	8140,8140C	—	140001
1982-84	4	1985cc Eng. 900	—	—	—	—	—	8140,8140C	—	140001
SUBARU ELECTRONIC DISTRIBUTORS										
1990-94	4	1781cc Eng. Loyale w/ & wo/Turbo	—	—	—	—	—	8140,8140C	—	140001
1989-91	4	1781cc Eng. Coupe, Sedan, Wagon, XT	—	—	—	—	—	8140,8140C	—	140001
1985-89	4	1595cc Eng. Sedan	—	—	—	—	—	8140,8140C	140207	140001
	4	1781cc Eng. Brat, Hatchback	—	—	—	—	—	8140,8140C	140207	140001
1988	4	1781cc Eng. Coupe, Sedan, Wagon, XT	—	—	—	—	—	8140,8140C	—	140001

YEAR	CYL.	MODEL, ENGINE & NOTES	CAP	ROTOR	CAP & ROTOR KIT		CONTROL MODULE	SUPER STOCK COIL	RACING COIL	SUPER COIL
					PERF. TAN	BLK/GRAY				
SUBARU ELECTRONIC DISTRIBUTORS (con't)										
1987-88	4	1781cc Eng. XT From 11/86	—	—	—	—	—	8140,8140C	—	140001
1987	4	1781cc Eng. XT To 11/86, Exc. Turbo	—	—	—	—	—	8140,8140C	—	140001
	4	1781cc Eng. XT To 11/86, w/Turbo	—	—	—	—	—	8140,8140C	—	140001
	4	1781cc Eng. Coupe, Sedan, Wagon w/Carb.	—	—	—	—	—	8140,8140C	—	140001
1986-87	4	1781cc Eng. Coupe, Sedan, Wagon w/Sequential Port Injection (S.P.I.)	—	—	—	—	—	8140,8140C	—	140001
1985-86	4	1781cc Eng. Coupe, Sedan, Wagon, XT w/Turbo	—	—	—	—	—	8140,8140C	—	140001
	4	1781cc Eng. Coupe, Sedan, Wagon, XT wo/Turbo	—	—	—	—	—	8140,8140C	—	140001
1984	4	1781cc Eng. All Models w/Hitachi Dist., wo/Turbo	—	—	—	—	—	8140,8140C	—	140001
	4	1781cc Eng. All Models w/Nippondenso Dist., wo/Turbo	—	—	—	—	—	8140,8140C	140207	140001
1982-84	4	1595cc Eng. All Models	—	—	—	—	—	8140,8140C	140207	140001
1982-83	4	1781cc Eng. All Models Four Wheel Drive, wo/Turbo	—	—	—	—	—	8140,8140C	—	140001
	4	1781cc Eng. All Models Two Wheel Drive, wo/Turbo	—	—	—	—	—	8140,8140C	140207	140001
1979-81	4	1595cc Eng. All Models	—	—	—	—	—	8140,8140C	—	140001
1981	4	1781cc Eng. All Models Two Wheel Drive	—	—	—	—	—	8140,8140C	—	140001
	4	1781cc Eng. Brat	—	—	—	—	—	8140,8140C	—	140001
	4	1781cc Eng. Sedan, Wagon Four Wheel Drive	—	—	—	—	—	8140,8140C	140205	140001
1980	4	1781cc Eng. All Models	—	—	—	—	—	8140,8140C	—	140001
1988-91	6	2672cc Eng. XT	—	—	—	—	—	8140,8140C	—	140001
SUZUKI ELECTRONIC DISTRIBUTORS										
1989-91	4	1298cc Eng. Sidekick, Swift	—	—	—	—	—	8140,8140C	—	140001
1989-90	4	1590cc Eng. Sidekick	—	—	—	—	—	8140,8140C	—	140001
1986-89	4	1324cc Eng. Samurai	—	—	—	—	—	8140,8140C	—	140001
TOYOTA ELECTRONIC DISTRIBUTORS										
1986-92	4	2366cc [22REC] Eng. 4 Runner, Pickup	—	—	—	—	—	8140,8140C	—	140001
1988-89	4	1587cc [4AGZE] Eng. MR-2	—	—	—	—	—	8140,8140C	—	140001
1985-89	4	1587cc [4AGELC] Eng. MR-2	—	—	—	—	—	8140,8140C	—	140001
1987-88	4	1587cc [4AGELC] Eng. Corolla FX16, GTS	—	—	—	—	—	8140,8140C	—	140001
1985-87	4	1587cc [4AGEC] Eng. Corolla Coupe	—	—	—	—	—	8140,8140C	—	140001
1983-85	4	2366cc [22R][22REC] Eng. Celica	—	—	—	—	—	8140,8140C	—	140001
1984-85	4	2366cc [22REC] Eng. 4 Runner, Celica, Pickup	—	—	—	—	—	8140,8140C	—	140001
1983-84	4	1290cc [4KE] Eng. Starlet	—	—	—	—	—	8140,8140C	—	140001
1982	4	2366cc [22R] Eng. Celica, Corona	—	—	—	—	—	8140,8140C	—	140001
1981-82	4	1290cc [4KC] Eng. Starlet	—	—	—	—	—	8140,8140C	—	140001
	4	1452cc [3AC] Eng. Tercel Exc. Can.	—	—	—	—	—	8140,8140C	—	140001
1980-82	4	1770cc [3TC] Eng. Corolla	—	—	—	—	—	8140,8140C	—	140001
1981	4	2366cc [22R] Eng. Celica, Corona Exc. Can.	—	—	—	—	—	8140,8140C	—	140001
1980	4	2189cc [20R] Eng. Celica, Corona	—	—	—	—	—	8140,8140C	—	140001
	4	2189cc [20R] Eng. Pickup Cal., Can.	—	—	—	—	—	8140,8140C	—	140001
	4	2189cc [20R] Eng. Pickup Exc. Cal., Exc. Can.	—	—	—	—	—	8140,8140C	—	140001
1978-79	4	1166cc Eng. Corolla Exc. Can.	—	—	—	—	—	8140,8140C	—	140001
1978-79	4	2189cc Eng. Celica, Corona	—	—	—	—	—	8140,8140C	—	140001
	4	2189cc Eng. Pickup	—	—	—	—	—	8140,8140C	—	140001
	4	1588cc Eng. Corolla	—	—	—	—	—	8140,8140C	—	140001
1977	4	1588cc Eng. Corolla w/Electronic Ign.	—	—	—	—	—	8140,8140C	—	140001
	4	2189cc Eng. Celica Cal.	—	—	—	—	—	8140,8140C	—	140001
	4	2189cc Eng. Celica Exc. Cal.	—	—	—	—	—	8140,8140C	140205	140001
1990	6	3956cc [3FE] Eng. Landcruiser To 1/90	—	—	—	—	—	8140,8140C	—	140001
1989	6	2958cc [3VZE] Eng. 4 Runner To 3/89	—	—	—	—	—	8140,8140C	—	140001
1988-89	6	3956cc [3FE] Eng. Landcruiser	—	—	—	—	—	8140,8140C	—	140001
1988	6	2958cc [3VZE] Eng. 4 Runner, Pickup	—	—	—	—	—	8140,8140C	—	140001
1982-87	6	4230cc [2F] Eng. Landcruiser	—	—	—	—	—	8140,8140C	—	140001
1982	6	2759cc [5MGE] Eng. Supra	—	—	—	—	—	8140,8140C	—	140001
1981-82	6	2759cc [5ME] Eng. Cressida	—	—	—	—	—	8140,8140C	—	140001
1981	6	2759cc [5ME] Eng. Supra	—	—	—	—	—	8140,8140C	—	140001
	6	4230cc [2F] Eng. Landcruiser Can.	—	—	—	—	—	8140,8140C	—	140001
	6	4230cc [2F] Eng. Landcruiser Exc. Can.	—	—	—	—	—	8140,8140C	—	140001
1980	6	2563cc [4ME] Eng. Cressida	—	—	—	—	—	8140,8140C	—	140001
1979-80	6	2563cc [4ME] Eng. Supra	—	—	—	—	—	8140,8140C	—	140001
1978-80	6	4230cc [2F] Eng. Landcruiser	—	—	—	—	—	8140,8140C	—	140001
1978-79	6	2563cc Eng. Cressida	—	—	—	—	—	8140,8140C	—	140001
VOLVO ELECTRONIC DISTRIBUTORS										
1989-93	4	2316cc Eng. 240 Series	—	—	—	—	—	8140,8140C	—	140001
1982-88	4	2316cc Eng. 240 Series, DL, GL	—	—	—	—	—	8140,8140C	—	140001

Points & Condensers

- ACCEL Points Sets are equipped with extra-thick contact arms to prevent flexing at high RPM
- Large, radiused tungsten contacts provide crisp circuit-breaking for peak coil output
- High strength phenolic rubbing blocks provide superior durability when used with heavy spring tension
- Racing points sets are equipped with severe duty 48 oz. spring tension to prevent "points float" at engine speeds to 9,000 RPM (racing points sets are not recommended for daily drivers or street vehicles)
- "High Performance" Points Sets are equipped with heavy 32 oz. spring tension to prevent "points float" at engine speeds to 6,500 RPM
- "Heavy Duty" Points Sets use 23 oz. springs for engine speeds to 5,000 RPM
- ACCEL Performance Condensers contain special mylar/foil windings to protect against points pitting
- Moisture-proof Buna-N condenser seals maximize ignition reliability

POINTS IGNITION TUNE-UP PARTS FOOTNOTES

110127 - Heavy Duty 23oz. Points - GM/Delco

110128 - High Performance 32oz. Points - GM/Delco

110228 - High Performance 32oz. Points - Ford

8101 - Heavy Duty 23oz. Points & Condenser kit - GM/Delco

8104 - High Performance 32oz. Points & Condenser kit - GM/Delco

8201 - Heavy Duty 23oz. Points & Condenser kit - Ford



8203 - High Performance 32oz. Points & Condenser kit - Ford

Ballast Resistors

- Precision wound by computer to ensure accurate resistance value
- Premium quality ceramic resistor bodies provide maximum durability and superior heat transfer
- Special resistance wire maintains stable coil current to prevent overheating and to promote long points life
- Recommended whenever a new coil is installed

Resistance Value	Application	Part No.
0.85 Ohm	140001 Super Coil.....	150001
1.20/5.00 Ohm	Dual Element Resistor for 140305 Racing Coil.....	150351

NOTE: No ballast resistor is required when using ACCEL 41000, 51000, 52000, 61000, 71000 Series Electronic Breakerless Distributors or when using ACCEL 300+ Ignition Control Modules — no matter which coil is used.



Year	Cyl.	Model, Engine & Notes	Contact Assembly	Condensor	Contact/Condensor Kit	Cap	Rotor	Cap & Rotor Kit		SuperStock Coil	SuperCoil
								Tan	Black		
AMERICAN MOTORS											
1968-74	6	All Eng. All Models	—	—	—	—	—	8121	—	8140,8140C	140001
1963-67	6	All Eng. All Models U.S.	—	—	—	—	—	8121	—	—	140001
1960-62	6	All Eng. All Models For Delco Dist.	—	100107	—	—	—	—	—	8140,8140C	140001
1956-59	6	All Eng. American, Rambler	—	100107	—	—	—	—	—	8140,8140C	140001
1950-55	6	All Eng. All Models	—	100107	—	—	—	—	—	—	—
1967-74	8	All Eng. All Models	110127,110128	100107	—	120124	130117	8120	8124	8140,8140C	140001
1965-66	8	All Eng. All Models	110127,110128	100108	8101,8104	120124	130117	8120	8124	8140,8140C	140001
1963-66	8	All Eng. All Models Can., w/IBP Dist.	—	—	—	120323	130316	8330	—	—	140001
1963-64	8	All Eng. All Models U.S.	110127,110128	100108	8101,8104	120124	130117	8120	8124	8140,8140C	140001
1960-62	8	All Eng. All Models For Prestolite Dist.	—	—	—	120323	130316	8330	—	—	140001
1956-59	8	All Eng. Ambassador, Rambler, Rebel	110127,110128	100108	8101,8104	120124	130117	8120	8124	8140,8140C	140001
BUICK											
1968-74	6	All Eng. All Models	—	—	—	—	—	8121	—	8140,8140C	140001
1967	6	All Eng. All Models	110127,110128	100108	8101,8104	—	—	—	—	8140,8140C	140001
1962-66	6	All Eng. All Models	110127,110128	100107	—	—	—	—	—	8140,8140C	140001
1974	8	All Eng. All Models Exc. High Energy Ignition	—	—	—	120124	130117	8120	8124	8140,8140C	140001
1967-73	8	All Eng. All Models w/Single Points	110127,110128	100108	8101,8104	120124	130117	8120	8124	8140,8140C	140001
1957-73	8	All Eng. All Models w/Dual Points	—	—	—	—	130117	—	—	8140,8140C	140001
1961-66	8	300, 340 Eng. All Models	110127,110128	100107	—	120124	130117	8120	8124	8140,8140C	140001
1961-66	8	400, 425 Eng. All Models	110127,110128	100108	8101,8104	120124	130117	8120	8124	8140,8140C	140001
1957-60	8	All Eng. All Models	110127,110128	100108	8101,8104	120124	130117	8120	8124	8140,8140C	140001
1954-56	8	All Eng. All Models	—	100108	—	120123	—	—	—	8140,8140C	140001
1953	8	All Eng. 45, 47, 50, 70	—	100107	—	120123	—	—	—	8140,8140C	140001
1951-53	8	All Eng. 40, 43	—	100108	—	—	—	—	—	—	—
1931-50	8	All Eng. All Models	—	100107	—	—	—	—	—	—	—
CADILLAC											
1973-74	8	All Eng. All Models Exc. High Energy Ignition	—	—	—	120124	130117	8120	8124	8140,8140C	140001
1956-72	8	All Eng. All Models w/Dual Points	—	—	—	—	130117	—	—	8140,8140C	140001
1956-72	8	All Eng. All Models w/Single Points	110127,110128	100108	8101,8104	120124	130117	8120	8124	8140,8140C	140001
1953-55	8	All Eng. All Models	—	100107	—	120123	—	—	—	8140,8140C	140001
1951-52	8	All Eng. All Models	—	100107	—	—	—	—	—	—	—
1932-50	8	All Eng. All Models	—	100107	—	—	—	—	—	—	—
CHECKER MOTORS											
1966-74	6	All Eng. All Models	—	—	—	—	—	8121	—	8140,8140C	140001
1960-65	6	All Eng. All Models w/O.H.V.	—	—	—	—	—	—	—	8140,8140C	140001
1960-65	6	All Eng. All Models w/L Head	—	—	—	—	—	—	—	8140,8140C	140001
1931-59	6	All Eng. All Models	—	—	—	—	—	—	—	—	—
1966-74	8	All Eng. All Models	110127,110128	100108	8101,8104	120124	130117	8120	8124	8140,8140C	140001
1966-74	8	All Eng. All Models w/Dual Points	—	—	—	—	130117	—	—	8140,8140C	140001
CHEVROLET											
1962-74	4	All Eng. All Models	—	—	—	—	—	—	—	8140,8140C	140001
1962-74	6	All Eng. All Models	—	—	—	—	—	8121	—	8140,8140C	140001
1960-62	6	All Eng. Bel Air, Biscayne	—	100107	—	—	—	—	—	8140,8140C	140001
1960-61	6	All Eng. Corvair	—	—	N/R	—	—	—	—	8140,8140C	140001
1955-59	6	All Eng. All Models	—	100107	—	—	—	—	—	8140,8140C	140001
1934-54	6	All Eng. All Models	—	100107	—	—	—	—	—	—	—
1973-74	8	All Eng. All Models w/Unitized Ign.	—	—	—	120124	130117	8120	8124	8140,8140C	140001
	8	All Eng. All Models w/Dual Points	—	—	—	—	130117	—	—	8140,8140C	140001
1965-74	8	All Eng. All Models Exc. High Performance	110127,110128	100108	8101,8104	120124	130117	8120	8124	8140,8140C	140001
1965-74	8	All Eng. All Models High Performance	110128	100108	8104	120124	130117	8120	8124	8140,8140C	140001
1971-74	8	All Eng. Corvette	110128	100108	8104	120124	130117	8120	8124	8140,8140C	140001
1966-70	8	All Eng. Corvette High Performance	110128	100108	8104	120124	130117	8120	8124	8140,8140C	140001
1966-70	8	All Eng. Corvette Exc. Hi-Perf.	110127,110128	100108	8101,8104	120124	130117	8120	8124	8140,8140C	140001

Year	Cyl.	Model, Engine & Notes	Contact Assembly	Condensor	Contact/ Condensor Kit	Cap	Rotor	Cap & Rotor Kit		SuperStock Coil	SuperCoil
								Tan	Black		
CHEVROLET (cont.)											
1964-65	8	All Eng. Corvette Exc. Fuel Injection	110127,110128	100108	8101,8104	120124	130117	8120	8124	8140,8140C	140001
1964-65	8	All Eng. Corvette w/Fuel Injection	110128	100108	8104	—	130117	—	—	8140,8140C	140001
1957-64	8	All Eng. All Models Exc. Corvette	110127,110128	100108	8101,8104	120124	130117	8120	8124	8140,8140C	140001
1958-63	8	All Eng. Corvette	110127,110128	100108	8101,8104	120124	130117	8120	8124	8140,8140C	140001
1956-57	8	All Eng. Corvette w/Dual Points	—	100107	—	120123	130116	—	—	8140,8140C	140001
1955-56	8	All Eng. All Models	—	100107	—	120123	130116	—	—	8140,8140C	140001
1972-80	4	All Eng. Luv	—	—	—	—	—	—	—	8140,8140C	140001
1963-68	4	All Eng. All Models	—	—	—	—	—	—	—	8140,8140C	140001
1963-74	6	All Eng. All Models	—	—	—	—	—	8121	—	8140,8140C	140001
1955-62	6	All Eng. All Models	—	100107	—	—	—	—	—	8140,8140C	140001
1929-54	6	All Eng. All Models	—	100107	—	—	—	—	—	—	—
1974	8	All Eng. All Models w/Unitized Ign.	—	—	—	120124	130117	8120	8124	8140,8140C	140001
1957-74	8	All Eng. All Models w/Dual Points	—	—	—	—	130117	—	—	8140,8140C	140001
1974-64	8	All Eng. All Models Exc. High Performance	110127,110128	100108	8101,8104	120124	130117	8120	8124	8140,8140C	140001
1965-74	8	All Eng. All Models High Performance	110128	100108	8104	120124	130117	8120	8124	8140,8140C	140001
1957-63	8	283 Eng. All Models	110127,110128	100108	8101,8104	120124	130117	8120	8124	8140,8140C	140001
1957-63	8	327, 348, 409 Eng. All Models	110127,110128	100107	—	120124	130117	8120	8124	8140,8140C	140001
1955-56	8	All Eng. All Models	—	100107	—	120123	130116	—	—	8140,8140C	140001
CHRYSLER											
1959-72	8	All Eng. All Models w/Dual Contacts	—	—	—	120323	130316	8330	—	8140,8140C	140001
1961-72	8	All Eng. All Models w/Single Contacts	—	—	8301,8302	120326	130319	8320	8321	8140,8140C	140001
1961-63	8	All Eng. All Models Can., w/IBP Dist.	—	—	—	120323	130316	8330	—	8140,8140C	140001
1960	8	All Eng. All Models w/Dual Contacts	—	—	—	120323	130316	8330	—	8140,8140C	140001
1960	8	All Eng. All Models w/Single Contacts	—	—	—	120323	130316	8330	—	8140,8140C	140001
1956-59	8	All Eng. All Models w/Single Contacts	—	—	—	—	130316	—	—	8140,8140C	140001
1959	8	All Eng. All Models w/Dual Contacts	—	—	—	—	130316	—	—	8140,8140C	140001
1958-57	8	All Eng. All Models w/Dual Contacts	—	—	—	—	130316	—	—	8140,8140C	140001
1956	8	All Eng. All Models w/Dual Contacts	—	—	—	—	130316	—	—	8140,8140C	140001
1955	8	All Eng. All Models w/12 Volt	—	—	—	—	—	—	—	8140,8140C	140001
DESOTO											
1958-61	8	All Eng. All Models w/Dual Contacts	—	—	—	—	130316	—	—	8140,8140C	140001
1958-61	8	All Eng. All Models w/IBP Dist.	—	—	—	120323	130316	8330	—	8140,8140C	140001
1956-58	8	All Eng. All Models	—	—	—	—	130316	—	—	8140,8140C	140001
DODGE											
1980-83	4	1400cc [J], 1595cc [K] Eng. All Models Can.	—	—	—	—	—	—	—	8140,8140C	140001
1971-79	4	1595cc [K][Z] Eng. 1997cc [U], 2555cc Eng. All Models	—	—	—	—	—	—	—	8140,8140C	140001
1962-72	6	All Eng. All Models except Canada	—	—	8301,8302	—	130319	8326	—	8140,8140C	140001
1960-66	6	All Eng. All Models Can.w/Dist. IBR-4201 & IBP-4005FS	—	—	—	—	—	—	—	8140,8140C	140001
1960-66	6	All Eng. All Models Can. w/Dist. IBR-4203	—	—	—	—	130319	8326	—	8140,8140C	140001
1960-61	6	All Eng. All Models	—	—	8301,8302	—	130319	8326	—	8140,8140C	140001
1962-72	8	All Eng. All Models w/Single Contacts	—	—	8301,8302	120326	130319	8320	8321	8140,8140C	140001
1962-72	8	All Eng. All Models w/Dual Contacts	—	—	—	120323	130316	8330	—	8140,8140C	140001
1964-66	8	All Eng. All Models Can., w/IBP Dist.	—	—	—	120323	130316	8330	—	8140,8140C	140001
1960-61	8	All Eng. All Models Exc. Dart w/Dual Contacts	—	—	—	120323	130316	8330	—	8140,8140C	140001
1960-61	8	All Eng. All Models Exc. Dart w/Single Contacts	—	—	—	120323	130316	8330	—	8140,8140C	140001
1960-61	8	All Eng. Dart w/Dist. 1838505	—	—	8301,8302	120326	130319	8320	8321	8140,8140C	140001
1960-61	8	All Eng. Dart w/Dist. IBP-4003L	—	—	—	120326	130319	8320	8321	8140,8140C	140001
1958-59	8	All Eng. All Models w/Dual Contacts	—	—	—	—	130316	8330	—	8140,8140C	140001
1956-59	8	All Eng. All Models	—	—	—	—	130316	—	—	8140,8140C	140001
DODGE TRUCK											
1961-73	6	170, 225 Eng. All Models Exc. Can.	—	—	8301,8302	—	130319	8326	—	8140,8140C	140001
1961-67	6	251 Eng. All Models Exc. Can.	—	—	—	—	—	—	—	8140,8140C	140001

POINTS IGNITION TUNE-UP PARTS



Year	Cyl.	Model, Engine & Notes	Contact Assembly	Condensor	Contact/ Condensor Kit	Cap	Rotor	Cap & Rotor Kit		SuperStock Coil	SuperCoil
								Tan	Black		
DODGE TRUCK (cont.)											
1964-66	6	All Eng. All Models Can. w/IBR Dist.	—	—	—	—	130319	8326	—	8140,8140C	140001
1962-63	6	All Eng. All Models Can. w/Dist. IBR-4201	—	—	—	—	—	—	—	8140,8140C	140001
1962-63	6	All Eng. All Models Can. w/Dist. IBR-4203	—	—	—	—	130319	8326	—	8140,8140C	140001
1961	6	All Eng. All Models Can.	—	—	—	—	—	—	—	8140,8140C	140001
1958-60	6	All Eng. All Models	—	—	—	—	—	—	—	8140,8140C	140001
1967-73	8	All Eng. All Models	—	—	8301,8302	120326	130319	8320	8321	8140,8140C	140001
1962-66	8	All Eng. All Models Can. w/IBP Dist.	—	—	—	120323	130316	8330	—	8140,8140C	140001
1962-66	8	All Eng. All Models Exc. Can.	—	—	8301,8302	120326	130319	8320	8321	8140,8140C	140001
1960-61	8	All Eng. All Models Exc. Holley Dist.	—	—	—	120323	130316	8330	—	8140,8140C	140001
1957-61	8	All Eng. All Models w/Holley Dist.	—	—	—	120214	130215	8220	8222	8140,8140C	140001
1957-59	8	All Eng. All Models w/IBP Dist.	—	—	—	—	130316	—	—	8140,8140C	140001
1956-59	8	All Eng. All Models w/IBM Dist.	—	—	—	—	130316	—	—	8140,8140C	140001
1956	8	All Eng. All Models w/IAZ Dist.	—	—	—	—	—	—	—	8140,8140C	140001
1956	8	All Eng. All Models w/IBB Dist.	—	—	—	—	—	—	—	8140,8140C	140001
1956	8	All Eng. All Models w/IBG Dist.	—	—	—	—	130316	—	—	8140,8140C	140001
1955	8	All Eng. All Models w/IBG Dist.	—	—	—	—	130316	—	—	—	—
1953-55	8	All Eng. All Models w/IBB Dist.	—	—	—	—	—	—	—	—	—
EDSEL											
1959-60	6	All Eng. All Models	—	—	—	—	—	—	—	8140,8140C	140001
1958-60	8	All Eng. All Models w/Pivot Type Breaker Plate	110228	100212	8201, 8203	120214	130215	8220	8222	8140,8140C	140001
1958-59	8	All Eng. All Models Exc. Pivot Type Breaker Plate	110228	—	N/R	120214	130215	8220	8222	8140,8140C	140001
FORD											
1971-74	4	122, 140 Eng. Mustang, Pinto	—	—	—	—	—	—	—	8140,8140C	140001
1971-73	4	98 Eng. All Models	110228	—	—	—	—	—	—	8140,8140C	140001
1974	6	171 Eng. Mustang w/Dist. 74TF12100LA, MA	—	—	—	—	—	—	—	8140,8140C	140001
1968-74	6	171, 200, 240, 250 Eng. All Models w/Smog Control	—	100212	—	—	—	—	—	8140,8140C	140001
1966-67	6	All Eng. All Models w/Ford Dist., Exc. Smog Control	—	—	—	—	—	—	—	8140,8140C	140001
1963-67	6	All Eng. All Models w/Holley Dist.	—	—	—	—	—	—	—	8140,8140C	140001
1956-65	6	All Eng. All Models w/Ford Dist.	—	—	—	—	—	—	—	8140,8140C	140001
1949-55	6	All Eng. All Models	—	—	—	—	—	—	—	—	—
1974	8	All Eng. All Models w/Std. Ign.	110228	100212	8201, 8203	120214	130215	8220	8222	8140,8140C	140001
1969-73	8	All Eng. All Models w/Dual Contacts, Exc. High Performance	—	—	—	120214	130215	8220	8222	8140,8140C	140001
1970-73	8	All Eng. All Models w/Single Contacts	110228	100212	8201, 8203	120214	130215	8220	8222	8140,8140C	140001
1969-71	8	390, 427, 428 Eng. All Models w/Dual Contacts	—	100212	—	120214	130215	8220	8222	8140,8140C	140001
1970	8	302 Eng. All Models Boss, High Performance, w/Dual Contacts	—	100212	—	120214	130215	8220	8222	8140,8140C	140001
1970	8	428 Eng. All Models Cobra Jet, High Performance, w/Dual Contacts	—	100212	—	120214	130215	8220	8222	8140,8140C	140001
1970	8	429 Eng. All Models High Performance, w/Dual Contacts	—	100212	—	120214	130215	8220	8222	8140,8140C	140001
1969	8	302 Eng. Mustang Boss, 4 Bbl., M.T.	—	100212	—	120214	130215	8220	8222	8140,8140C	140001
1969	8	429 Eng. All Models Boss, w/Dual Contacts	—	100212	—	120214	130215	8220	8222	8140,8140C	140001
1969	8	All Eng. All Models w/Single Contacts	110228	100212	8201, 8203	120214	130215	8220	8222	8140,8140C	140001
1968	8	289 Eng. Mustang w/Dual Contacts	—	—	—	120214	130215	8220	8222	8140,8140C	140001
1967-68	8	390, 427, 428 Eng. Mustang w/Dual Contacts	—	100212	—	120214	130215	8220	8222	8140,8140C	140001
1964-68	8	All Eng. All Models Exc. Mustang w/Dual Contacts	—	100212	—	120214	130215	8220	8222	8140,8140C	140001
1964-68	8	All Eng. All Models w/Single Contacts	110228	100212	8201, 8203	120214	130215	8220	8222	8140,8140C	140001
1967	8	289 Eng. Mustang w/Dual Contacts, w/Dist. C50F-E	—	100212	—	120214	130215	8220	8222	8140,8140C	140001
1967	8	289 Eng. Mustang w/Dual Contacts, w/Dist. C70F-K, C72F-J	—	—	—	120214	130215	8220	8222	8140,8140C	140001
1966	8	289 Eng. Mustang w/Dual Contacts	—	100212	—	120214	130215	8220	8222	8140,8140C	140001

Year	Cyl.	Model, Engine & Notes	Contact Assembly	Condensor	Contact/ Condensor Kit	Cap	Rotor	Cap & Rotor Kit		SuperStock Coil	SuperCoil
								Tan	Black		
FORD (cont.)											
1965	8	289 Eng. Mustang w/Dual Contacts, w/Dist. C30F-D, F; C50F-E	—	100212	—	120214	130215	8220	8222	8140,8140C	140001
1965	8	289 Eng. Mustang w/Dual Contacts, w/Dist. C4ZF-D	—	—	—	120214	130215	8220	8222	8140,8140C	140001
1960-63	8	All Eng. All Models w/Dual Contacts	—	—	—	120214	130215	8220	8222	8140,8140C	140001
1960-63	8	All Eng. All Models w/Single Contacts	110228	100212	8201, 8203	120214	130215	8220	8222	8140,8140C	140001
1957-59	8	All Eng. All Models	—	—	—	—	—	—	—	—	—
		Exc. Pivot Type Breaker Plate	110228	—	—	120214	130215	8220	8222	8140,8140C	140001
1957-59	8	All Eng. All Models w/Pivot Type Breaker Plate	110228	100212	8201, 8203	120214	130215	8220	8222	8140,8140C	140001
1956	8	All Eng. All Models Can.	—	—	—	—	—	—	—	8140,8140C	140001
1956	8	All Eng. All Models Exc. Can.	—	—	—	—	—	—	—	8140,8140C	140001
1972-78	4	110 Eng. Courier	—	—	—	—	—	—	—	8140,8140C	140001
1965-75	6	All Eng. All Models w/Smog Control	—	100212	—	—	—	—	—	8140,8140C	140001
1965-67	6	All Eng. All Models Exc. Smog Control	—	—	—	—	—	—	—	8140,8140C	140001
1963-67	6	All Eng. All Models w/Holley Dist.	—	—	—	—	—	—	—	8140,8140C	140001
1956-64	6	All Eng. All Models	—	—	—	—	—	—	—	8140,8140C	140001
1949-55	6	All Eng. All Models	—	—	—	—	—	—	—	—	—
1960-74	8	All Eng. All Models	110228	100212	8201, 8203	120214	130215	8220	8222	8140,8140C	140001
1957-59	8	All Eng. All Models Exc. Pivot Type Breaker Plate	110228	—	N/R	120214	130215	8220	8222	8140,8140C	140001
1957-59	8	All Eng. All Models w/Pivot Type Breaker Plate	110228	100212	8201, 8203	120214	130215	8220	8222	8140,8140C	140001
1956	8	All Eng. All Models	—	—	—	—	—	—	—	8140,8140C	140001
GMC TRUCK											
1964-66	4	All Eng. All Models	—	—	—	—	—	—	—	8140,8140C	140001
1964-74	6	All Eng. All Models Exc. Can.	—	—	—	—	—	8121	—	8140,8140C	140001
1964-65	6	All Eng. All Models Can.	110127,110128	—	—	—	130117	—	—	8140,8140C	140001
1960-65	6	305 [A][B][C][D][E] Eng. All Models	110127,110128	100108	8101,8104	—	130117	—	—	8140,8140C	140001
1960-61	6	351, 401, 478 Eng. All Models	110127,110128	100107	—	—	130117	—	—	8140,8140C	140001
1956-62	6	270, 305 Eng. All Models	—	100108	—	—	—	—	—	8140,8140C	140001
1958-61	6	All Eng. All Models Can.	—	100107	—	—	—	—	—	8140,8140C	140001
1934-55	6	All Eng. All Models	—	100107	—	—	—	—	—	—	—
1974	8	All Eng. All Models w/Unitized Ign.	—	—	—	120124	130117	8120	8124	8140,8140C	140001
1973-74	8	350, 400, 402 Eng. All Models	110127,110128	100108	8101,8104	120124	130117	8120	8124	8140,8140C	140001
1973-74	8	454 Eng. All Models	110128	100108	8104	120124	130117	8120	8124	8140,8140C	140001
1957-74	8	All Eng. All Models w/Dual Points	—	—	—	—	130117	—	—	8140,8140C	140001
1966-72	8	All Eng. All Models	110127,110128	100108	8101,8104	120124	130117	8120	8124	8140,8140C	140001
1965-67	8	283, 327, 396 Eng. Sprint Exc. 425 H.P.	110127,110128	100108	8101,8104	120124	130117	8120	8124	8140,8140C	140001
1965-67	8	396 Eng. Sprint w/425 H.P.	110128	100108	8104	120124	130117	8120	8124	8140,8140C	140001
1965-67	8	409, 427 Eng. Sprint Exc. 385 H.P.	110128	100108	8104	120124	130117	8120	8124	8140,8140C	140001
1965-67	8	409, 427 Eng. Sprint w/385 H.P.	110127,110128	100108	8101,8104	120124	130117	8120	8124	8140,8140C	140001
1964-65	8	All Eng. All Models Exc. Can.	110127,110128	100108	8101,8104	120124	130117	8120	8124	8140,8140C	140001
1964-65	8	283 Eng. All Models Can., Exc. Dist. 1111015	110127,110128	—	—	120124	130117	8120	8124	8140,8140C	140001
1964-65	8	283 Eng. All Models Can., w/Dist. 1111015	110127,110128	100108	8101,8104	120124	130117	8120	8124	8140,8140C	140001
1964-65	8	327, 347, 409 Eng. All Models Can.	110127,110128	—	—	120124	130117	8120	8124	8140,8140C	140001
1962-63	8	All Eng. All Models	110127,110128	—	—	120124	130117	8120	8124	8140,8140C	140001
1957-61	8	All Eng. All Models Can., w/Dist. 1110874, 1110950	110127,110128	100108	8101,8104	120124	130117	8120	8124	8140,8140C	140001
1957-61	8	All Eng. All Models Can., w/Dist. 1112725, 1112728	110127,110128	100107	—	120124	130117	8120	8124	8140,8140C	140001
1955-56	8	All Eng. All Models	—	100107	N/R	120123	130116	—	—	8140,8140C	140001
HONDA											
1974-79	4	All Eng. All Models	—	—	—	—	—	—	—	8140,8140C	140001
IHC TRUCK											
1967-72	4	196 Eng. All Models w/Holley D-2274AA; D-2441-1AA; D-3504AA; D-3852AA	—	—	—	—	—	—	—	8140,8140C	140001

POINTS IGNITION TUNE-UP PARTS



Year	Cyl.	Model, Engine & Notes	Contact Assembly	Condensor	Contact/ Condensor Kit	Cap	Rotor	Cap & Rotor Kit		SuperStock Coil	SuperCoil
								Tan	Black		
IHC TRUCK											
1967-72	4	196 Eng. All Models w/Prestolite IDN-4101	—	—	—	—	—	—	—	8140,8140C	140001
1965-69	4	All Eng. All Models w/Delco Dist.	110127,110128	100107	—	—	130117	—	—	8140,8140C	140001
1968-69	4	152 Eng. All Models 2nd Design	—	—	—	—	—	—	—	8140,8140C	140001
1968	4	152 Eng. All Models 1st Design	—	—	—	—	—	—	—	8140,8140C	140001
1959-66	4	All Eng. All Models w/Lucas Dist.	—	—	—	—	—	—	—	8140,8140C	140001
1964-65	4	All Eng. All Models w/Holley Dist.	—	—	—	—	—	—	—	8140,8140C	140001
1959-64	4	152 Eng. All Models w/Delco Dist.	110127,110128	100108	8101,8104	—	130117	—	—	8140,8140C	140001
1932-41	4	All Eng. All Models	—	100107	—	—	—	—	—	—	—
1970-74	6	232, 258 Eng. All Models	—	—	—	—	—	8121	—	8140,8140C	140001
1967-69	6	232, 258 Eng. All Models w/Dist. 1110479, 1110497	—	—	—	—	—	8121	—	8140,8140C	140001
1957-66	6	All Eng. All Models	—	100107	—	—	—	N/R	—	8140,8140C	140001
1946-56	6	All Eng. All Models w/Delco Dist.	—	100107	—	—	—	N/R	—	—	—
1946	6	All Eng. All Models Exc. Delco Dist.	—	—	N/R	—	—	N/R	—	—	—
1932-41	6	All Eng.	—	100107	—	—	—	N/R	—	—	—
1978-80	8	345, 392 Eng. All Models w/Prestolite Dist.	—	—	—	—	—	—	—	8140,8140C	140001
1974-78	8	345, 392 Eng. All Models w/Holley Dist.	—	—	—	—	—	—	—	8140,8140C	140001
1974-77	8	392 Eng. All Models w/Prestolite Dist.	—	—	N/R	—	—	—	—	8140,8140C	140001
1974	8	400 Eng. All Models w/Delco Dist.	110127,110128	—	N/R	120124	130117	8120	8124	8140,8140C	140001
1967-73	8	266, 304, 345, 392 Eng. All Models w/Holley D-2263A; D2322-1A; D2399-2A; D2757-1A; D-3505A; D-3854A; D-3874A; D-3891AA	—	—	N/R	—	—	N/R	—	8140,8140C	140001
1967-72	8	392 Eng. All Models w/Holley Dist.	—	—	—	—	—	—	—	8140,8140C	140001
1967-70	8	266, 304, 345 Eng. All Models w/Delco 1111329	—	—	—	—	130117	—	—	8140,8140C	140001
1967-70	8	266, 304, 345, 392 Eng. All Models w/Delco 1111197; 1111312; 1111316; 1111317; 1111318; 1111320; 1111321; 1111322; 1111323; 1111324; 1111325; 1112794	—	—	—	120124	130117	8120	8124	8140,8140C	140001
1964-67	8	266, 304, 345 Eng. All Models w/Holley Dist. D-2263AAS; D-2322AA, D-2399GT, D-2913AAS, D-2960AA	—	—	—	—	—	—	—	8140,8140C	140001
1964-67	8	266, 304, 345 Eng. All Models w/Resistor Cap, w/Holley Dist. D-2789AA, D-2895AA, D-2897AA, D-2899AA, D-2961AA	—	—	—	—	—	—	—	8140,8140C	140001
1964-67	8	266, 304, 345, 392 Eng. All Models w/Holley Dist. D-2370AA; D-2656AA, D-2658AA	—	—	—	—	—	—	—	8140,8140C	140001
1964-66	8	266, 304, 345 Eng. All Models w/Delco Dist., Exc. 1110966, 1111005, 1112752, 1112753, 1112780, 1112781	110127,110128	100108	8101,8104	120124	130117	8120	8124	8140,8140C	140001
1964-66	8	266, 304, 345 Eng. All Models w/Dist. 1110966, 1111005, 1112780, 1112781	110127,110128	100108	8101,8104	—	130117	—	—	8140,8140C	140001
1964-66	8	266, 304, 345 Eng. All Models w/Dist. 1112752, 1112753	110127,110128	100108	8101,8104	—	—	—	—	8140,8140C	140001
1959-63	8	266, 304, 345 Eng. All Models	110127,110128	100108	8101,8104	120124	130117	8120	8124	8140,8140C	140001
1958	8	All Eng. All Models w/IHC Dist.	—	—	—	—	—	—	—	—	140001
1957-58	8	All Eng. All Models w/Holley Dist.	—	—	—	—	—	—	—	8140,8140C	140001
I.S.O.											
1963-66	8	All Eng. Rivolta	110127,110128	100108	8101,8104	120124	130117	8120	8124	8140,8140C	140001
JEEP											
1970-71	4	All Eng. All Models	—	—	—	—	—	—	—	—	140001
1959-60	4	All Eng. All Models	—	100107	—	—	—	—	—	—	140001
1944-30	4	All Eng. All Models	—	—	—	—	—	—	—	—	—
1973-74	6	All Eng. All Models	—	—	—	—	—	8121	—	8140,8140C	140001
1972-70	6	232 Eng. All Models	—	—	—	—	—	8121	—	—	140001
1970-71	6	225 Eng. All Models	—	—	—	—	—	—	—	8140,8140C	140001
1968-69	6	All Eng. All Models w/Dist. 1110376	110127,110128	100108	8101,8104	—	—	—	—	8140,8140C	140001
1968-69	6	All Eng. All Models w/Dist. 1110444	—	—	—	—	—	8121	—	8140,8140C	140001

Year	Cyl.	Model, Engine & Notes	Contact Assembly	Condensor	Contact/ Condenser Kit	Cap	Rotor	Cap & Rotor Kit		SuperStock Coil	SuperCoil
								Tan	Black		
JEEP (cont.)											
1968-69	6	All Eng. All Models w/Dist. IAT-4502	—	—	—	—	—	—	—	8140,8140C	140001
1966-67	6	225 Eng. All Models w/Delco Dist.	110127,110128	100107	—	—	—	—	—	8140,8140C	140001
1966-67	6	232 Eng. All Models w/Delco Dist.	—	—	—	—	—	8121	—	—	140001
1963-65	6	230 Eng. All Models w/Dist. IAT-4416	—	—	—	—	—	—	—	8140,8140C	140001
1954	6	All Eng. All Models w/Delco Dist.	—	100107	—	—	—	—	—	—	—
1973-74	8	All Eng. All Models	110127,110128	100107	—	120124	130117	8120	8124	8140,8140C	140001
1966-72	8	All Eng. All Models w/Delco Dist.	110127,110128	100108	8101,8104	120124	130117	8120	8124	8140,8140C	140001
1966-72	8	All Eng. All Models w/Dual Point Delco Dist.	—	—	—	—	130117	—	—	8140,8140C	140001
JENSEN											
1967-72	8	383, 440 Eng. All Models w/Single Contacts	—	—	8301,8302	120326	130319	8320	8321	8140,8140C	140001
1967-72	8	383, 440 Eng. All Models w/Dual Contacts	—	—	—	120323	130316	8330	—	8140,8140C	140001
1960-73	8	All Eng. All Models Exc. Transistorized Ign.	110228	100212	8201, 8203	120214	130215	8220	8222	8140,8140C	140001
1964-66	8	All Eng. All Models w/Transistorized Ign.	110228	—	—	120214	130215	8220	8222	8140,8140C	140001
1957-59	8	All Eng. All Models Exc. Pivot Type Breaker Plate	110228	—	—	120214	130215	8220	8222	8140,8140C	140001
1957-59	8	All Eng. All Models w/Pivot Type Breaker Plate	110228	100212	8201, 8203	120214	130215	8220	8222	8140,8140C	140001
1956	8	All Eng. All Models	—	—	—	—	—	—	—	8140,8140C	140001
1952-55	8	All Eng. All Models	—	—	—	—	—	—	—	—	—
1950-51	8	All Eng. All Models	—	—	—	—	—	—	—	—	—
MAZDA											
1972-73	2rotor	All Eng. Leading Dist.	—	—	—	—	—	—	—	8140,8140C	140001
MERCURY											
1971-74	4	122 Eng. Bobcat	—	—	—	—	—	—	—	8140,8140C	140001
1971-72	4	98 Eng. Capri	110228	—	—	—	—	—	—	8140,8140C	140001
1969-74	6	All Eng. All Models	—	100212	—	—	—	—	—	8140,8140C	140001
1958-68	6	200 Eng. All Models w/Smog Control	—	100212	—	—	—	—	—	8140,8140C	140001
1958-68	6	All Eng. All Models Exc. Smog Control	—	—	—	—	—	—	—	8140,8140C	140001
1970-74	8	All Eng. All Models w/Single Contacts	110228	100212	8201, 8203	120214	130215	8220	8222	8140,8140C	140001
1970-73	8	All Eng. All Models w/Dual Contacts	—	100212	—	120214	130215	8220	8222	8140,8140C	140001
1969	8	302 5.0L, 429 7.0L Eng. All Models w/Dual Contacts	—	100212	—	120214	130215	8220	8222	8140,8140C	140001
1969	8	390, 427, 428 Eng. All Models w/Dual Contacts	—	100212	—	120214	130215	8220	8222	8140,8140C	140001
1960-69	8	All Eng. All Models w/Single Contacts	110228	100212	8201, 8203	120214	130215	8220	8222	8140,8140C	140001
1960-68	8	All Eng. All Models w/Dual Contacts	—	100212	—	120214	130215	8220	8222	8140,8140C	140001
1964-67	8	All Eng. All Models w/Transistorized Ign.	110228	—	—	120214	130215	8220	8222	8140,8140C	140001
1957-59	8	All Eng. All Models Exc. Pivot Type Breaker Plate	110228	—	—	120214	130215	8220	8222	8140,8140C	140001
1956	8	All Eng. All Models	—	—	—	—	—	—	—	8140,8140C	140001
NASH											
1956	6	All Eng. 5640	—	100107	—	—	—	—	—	8140,8140C	140001
1956	6	All Eng. Statesman	—	100107	—	—	—	—	—	8140,8140C	140001
1957	8	All Eng. All Models	110127,110128	100107	—	120124	—	—	—	8140,8140C	140001
1956	8	All Eng. All Models	—	100107	—	120123	—	—	—	8140,8140C	140001
1955-56	8	All Eng. Ambassador w/Dual Contacts	—	—	—	—	—	—	—	8140,8140C	140001
NISSAN											
1963-77	4	All Eng. All Models	—	—	—	—	—	—	—	8140,8140C	140001
OLDSMOBILE											
1966-74	6	All Eng. All Models	—	—	—	—	—	8121	—	8140,8140C	140001
1964-65	6	All Eng. All Models	110127,110128	100107	—	—	—	—	—	8140,8140C	140001
1928-50	6	All Eng. All Models	—	100107	—	—	—	—	—	—	—
1974	8	All Eng. All Models w/Unitized Ign.	—	—	—	120124	130117	8120	8124	8140,8140C	140001
1956-74	8	All Eng. All Models w/Dual Points	—	—	—	—	130117	—	—	8140,8140C	140001
1964-73	8	All Eng. Exc. 394 Eng. All Models	110127,110128	100108	8101,8104	120124	130117	8120	8124	8140,8140C	140001
1964	8	394 6.5L Eng. All Models	110127,110128	100108	8101,8104	—	130117	—	—	8140,8140C	140001
1959-63	8	All Eng. All Models Exc. F-85	110127,110128	100108	8101,8104	—	130117	—	—	8140,8140C	140001

POINTS IGNITION TUNE-UP PARTS



Year	Cyl.	Model, Engine & Notes	Contact Assembly	Condensor	Contact/ Condensor Kit	Cap	Rotor	Cap & Rotor Kit		SuperStock Coil	SuperCoil
								Tan	Black		
OLDSMOBILE (cont.)											
1961-63	8	All Eng. F-85	110127,110128	100107	—	120124	130117	8120	8124	8140,8140C	140001
1956-58	8	All Eng. All Models	110127,110128	100108	8101,8104	120124	130117	8120	8124	8140,8140C	140001
1955	8	All Eng. All Models	—	100107	—	120123	130116	—	—	8140,8140C	140001
1953-54	8	All Eng. All Models	—	100107	—	120123	—	—	—	8140,8140C	140001
1951-52	8	All Eng. All Models	—	100107	—	120123	—	—	—	—	—
1932-50	8	All Eng. All Models	—	100107	—	—	—	—	—	—	—
OPEL											
1976-79	4	All Eng. All Models	—	—	—	—	—	—	—	8140,8140C	140001
PANTERA											
1972-74	8	All Eng. All Models w/Dual Contacts	—	100212	—	120214	130215	8220	8222	8140,8140C	140001
1971-72	8	All Eng. All Models w/Single Contacts	110228	100212	—	120214	130215	8220	8222	8140,8140C	140001
PLYMOUTH											
1980-83	4	1400cc [J], 1595cc [K] Eng. All Models Can.	—	—	—	—	—	—	—	8140,8140C	140001
1976-79	4	1595cc [K][Z], 1997cc [U], 2555cc [F] Eng. All Models	—	—	—	—	—	—	—	8140,8140C	140001
1967-72	6	All Eng. All Models	—	—	8301,8302	—	130319	8326	—	8140,8140C	140001
1960-66	6	All Eng. All Models Exc. Can.	—	—	8301,8302	—	130319	8326	—	8140,8140C	140001
1962-66	6	All Eng. All Models Can., w/IBR-4201, IBR-4203, IBS-4201 Series Dist.	—	—	—	—	—	—	—	8140,8140C	140001
1960-61	6	All Eng. All Models Can., Exc. Valiant	—	—	N/R	—	—	—	—	8140,8140C	140001
1960-61	6	All Eng. Valiant Can., w/IBR Series Dist.	—	—	N/R	—	130319	8326	—	8140,8140C	140001
1933-34	6	All Eng. All Models	—	100107	—	—	—	—	—	—	—
1963-72	8	All Eng. All Models w/Single Contacts Exc. Can.	—	—	8301,8302	120326	130319	8320	8321	8140,8140C	140001
1966-72	8	All Eng. Barracuda, Fury, Road Runner, Satellite, Scamp w/Dual Contacts	—	—	—	120323	130316	8330	—	8140,8140C	140001
1966-72	8	All Eng. Valiant, Duster w/Dual Contacts	—	—	—	120323	130316	—	—	8140,8140C	140001
1960-66	8	All Eng. All Models Can.	—	—	—	120323	130316	—	—	8140,8140C	140001
1960-65	8	All Eng. All Models w/Dual Contacts, Exc. Can.	—	—	—	120323	130316	—	—	8140,8140C	140001
1959	8	All Eng. All Models w/Power Pack	—	—	8301,8302	120326	130319	8320	8321	8140,8140C	140001
1957-59	8	All Eng. All Models	—	—	—	—	130316	—	—	8140,8140C	140001
1958-59	8	All Eng. Fury w/Dual Contacts	—	—	—	—	130316	—	—	8140,8140C	140001
1956-57	8	All Eng. Fury w/Dual Contacts	—	—	—	—	130316	—	—	8140,8140C	140001
1956	8	All Eng. Belvedere, Plaza, Savoy	—	—	—	—	130316	—	—	8140,8140C	140001
PONTIAC											
1962-63	4	All Eng. All Models 2nd Design	—	—	—	—	—	—	—	8140,8140C	140001
1961-62	4	All Eng. All Models 1st Design	110127,110128	100108	8101,8104	—	130117	—	—	8140,8140C	140001
1963-74	6	All Eng. All Models	—	—	—	—	—	8121	—	8140,8140C	140001
1955-62	6	All Eng. All Models Can.	—	100107	—	—	—	—	—	8140,8140C	140001
1928-54	6	All Eng. All Models	—	100107	—	—	—	—	—	—	—
1973-74	8	All Eng. All Models Exc. Unitized Ign.	110127,110128	100108	8101,8104	120124	130117	8120	8124	8140,8140C	140001
1973-74	8	All Eng. All Models w/Unitized Ign.	—	—	—	120124	130117	8120	8124	8140,8140C	140001
1956-74	8	All Eng. All Models w/Dual Points	—	—	—	—	130117	—	—	8140,8140C	140001
1957-72	8	All Eng. All Models Exc. High Performance	110127,110128	100108	8101,8104	120124	130117	8120	8124	8140,8140C	140001
1969-72	8	All Eng. All Models High Performance	110128	100108	8104	120124	130117	8120	8124	8140,8140C	140001
1961-65	8	All Eng. All Models Can.	110127,110128	100108	8101,8104	120124	130117	8120	8124	8140,8140C	140001
1957	8	All Eng. All Models w/Dual Points	—	100107	—	120123	—	—	—	8140,8140C	140001
1955-56	8	All Eng. All Models Exc. Can.	—	100107	—	120123	130116	—	—	8140,8140C	140001
STUDEBAKER											
1965-66	6	All Eng. All Models	—	—	—	—	—	8121	—	8140,8140C	140001
1962-64	6	All Eng. All Models	—	—	—	—	—	—	—	8140,8140C	140001
1951-55	6	All Eng. All Models w/Autolite Dist.	—	—	—	—	—	—	—	—	—
1950-55	6	All Eng. All Models w/Delco Dist.	—	100107	—	—	—	—	—	—	—
1965-66	8	All Eng. All Models	110127,110128	100108	8101,8104	120124	130117	8120	8124	8140,8140C	140001

Year	Cyl.	Model, Engine & Notes	Contact Assembly	Condensor	Contact/ Condensor Kit	Cap	Rotor	Cap & Rotor Kit		SuperStock Coil	SuperCoil
								Tan	Black		
STUDEBAKER (cont.)											
1962-64	8	All Eng. All Models w/Single Contact	—	—	—	—	130316	—	—	8140,8140C	140001
1962-64	8	All Eng. Avanti w/Dual Contact	—	—	—	—	130316	—	—	8140,8140C	140001
1960-61	8	All Eng. Lark, Regal	110127,110128	100108	8101,8104	120124	—	—	—	8140,8140C	140001
1956-61	8	All Eng. Hawk, Truck w/Delco Dist.	—	100107	—	120123	—	—	—	8140,8140C	140001
1956	8	All Eng. All Models w/Autolite Dist.	—	—	—	—	—	—	—	8140,8140C	140001
1951-55	8	All Eng. Hawk, Truck w/Delco Dist.	—	100107	—	120123	—	—	—	—	—
TOYOTA											
1978	4	1166cc Eng. Corolla Can.	—	—	—	—	—	—	—	8140,8140C	140001
1975-77	4	2189cc Eng. Celica, Exc. Cal.	—	—	—	—	—	—	—	8140,8140C	140001
1975-77	4	All Eng. Corolla	—	—	—	—	—	—	—	8140,8140C	140001
1976-77	4	All Eng. Pickup Cal.	—	—	—	—	—	—	—	8140,8140C	140001
1976-77	4	All Eng. Pickup Exc. Cal.	—	—	—	—	—	—	—	8140,8140C	140001
1975-77	4	All Eng. Celica, Corona Cal.	—	—	—	—	—	—	—	8140,8140C	140001
1975-77	4	All Eng. Corona Exc. Cal.	—	—	—	—	—	—	—	8140,8140C	140001
1972-75	4	All Eng. Pickup	—	—	—	—	—	—	—	8140,8140C	140001
1974	4	1588cc Eng. Corolla, Cal.	—	—	—	—	—	—	—	8140,8140C	140001
1974	4	1588cc Eng. Corolla Exc. Cal.	—	—	—	—	—	—	—	8140,8140C	140001
1974	4	All Eng. Celica, Supra	—	—	—	—	—	—	—	8140,8140C	140001
1974	4	All Eng. Corona w/Single Contacts	—	—	—	—	—	—	—	8140,8140C	140001
1974	4	All Eng. Corona w/Dual Contacts	—	—	—	—	—	—	—	8140,8140C	140001
1973-74	4	1166cc Eng. Corolla From 4/73	—	—	—	—	—	—	—	8140,8140C	140001
1973	4	1588cc Eng. Corolla From 11/72	—	—	—	—	—	—	—	8140,8140C	140001
1972-77	6	All Eng. Mark II To 11/76	—	—	—	—	—	—	—	8140,8140C	140001
1973-77	6	All Eng. Landcruiser From 2/73	—	—	—	—	—	—	—	8140,8140C	140001
1972-73	6	All Eng. Landcruiser To 2/73	—	—	—	—	—	—	—	8140,8140C	140001
1971-72	6	2563cc Eng. Crown	—	—	—	—	—	—	—	8140,8140C	140001




TECH TIP:

After adjusting your points set with the correct size feeler gauge it's a good idea to try the next size feeler gauge up. If it's a tight fit with the next size up, you probably have them set correctly.

ACCEL Custom Fit Ceramic Wire Kits

ACCEL now offers the cure for burnt spark plug boots with Extreme 9000 Ceramic wire kits. The 8mm Ferro-Spiral core wire now has ceramic boots on the spark plug end of the wires. Ceramic boots withstand up to 2,000 degrees. Great for running headers with close tolerances, an engine bay with little room, or an RV with boots that melt because of heat. Ultra high temperature double silicone construction wire rated at 600 degrees fahrenheit peak. 500 ohms/ft Ferro-Spiral core developed for performance use. Excellent energy delivery to the spark plugs, while providing the highest level of RFI/EMI suppression. Stainless steel spark plug terminals for maximum spark energy to the plugs. Pre-made to factory lengths for a perfect fit.



*No More
BURNED BOOTS!*


Extreme 9000 Custom-Fit Ceramic Wire Kits	Part #
Buick 1986-87 Regal, GN, GNX 3.8L Turbo.....	9028C
Chevy/GMC Truck V8 1975-86 w/HEI	9011C
Chevy/GMC Truck Big Block 396-502 w/HEI.....	9013C
Chevy Small Block 1975-86 wires under valve cover w/HEI.....	9018C
Chevy/GMC 1985 7.4L C,K 25HD-35 H4D cast iron exhaust manifold	9019C
Chevy/GMC Truck 1985-97 5.0/5.7L.....	9020C
Chevy/GMC Truck Big Block 1990-95 (Except SS).....	9024C
Camaro/Firebird 1987-92 V8 5.0/5.7L w/TBI	9033C
Camaro/Firebird 1993-97 5.7L LT1/LT4 Engines.....	9038C
Chevy/GMC 1996-2000 Vortec V8 5.0/5.7L.....	9042C
Chevy/GMC Truck 1996-2000 7.4L Vortec Engines	9043C
Chevy 1995-2001 Vortec V6 4.3L.....	9044C
1997-2001 Camaro/Firebird/Corvette LS1/LS6 Engines.....	9052C
Chevy/GMC 1999-2002 4.8/5.3/6.0L LS1 Engines.....	9059C
Chevy/GMC 2001-04 C,K 2500HD-3500 Silverado 8.1L.....	9065C
GM Gen 3 LS1/LS6 stock coil boots universal kit.....	9060C
GM Gen 4 LS3/LS4/LS7 Engines.....	9070C
Ford 1983-93 5.0L w/EEC-IV.....	9022C
Ford Mustang/Capri 1993-86 and Ford Truck 1988-98 7.5L	9056C
Dodge Truck 1991-98 5.2/5.9L	9023C
Dodge Truck 1992-2001 3.9L V6.....	9039C
Chrysler/Dodge/Plymouth B, RB Block 361-440 CID (Except HEMI)	9045C

Ceramic Single Wire Replacements

These wire kits make great replacements for that one damaged or cut wire. The single lead allows you to build your own single replacement wire. The ceramic boot is already installed. Simply cut the wire to desired length, install the boot and terminal, and install on your vehicle. These kits include a 60" 8mm Extreme 9000 Ceramic wire with the ceramic boot pre-installed, 90° boots and terminals for points and HEI caps, along with a straight points-style terminal and boot.

Description	Part #
Single Wire Replacement Lead with 180° Ceramic Boot.....	#170900C
Single Wire Replacement Lead with 90° Ceramic Boot	#170901C
Single Wire Replacement Lead with 135° Ceramic Boot.....	#170902C





ACCEL 300+ Ferro-Spiral™ Race Wire Custom Tailored Sets For Race Engines And Engine Builders

The oversized 8.8mm wire features a double silicone construction rated at over 600°F and 60kV. High gloss black silicone wire jacket not only looks great, but resists heat extremes, petrochemicals, ozone and moisture better than so-called blended materials for greater durability and longer life. High-density, high-temperature silicone insulation provides greater dielectric strength and eliminates arcing and the effects of corona better than typical OE style rubber materials. All-Kevlar stranded inner core and fiberglass braiding add greater pull strength and terminal retention. Stainless steel and brass terminals provide unsurpassed electrical conductivity and excellent corrosion resistance compared to terminals made of common or plated metals.



ACCEL Offers 300+ Ferro-Spiral™ Race Wire Sets That Are Custom Tailored For Race Engines

These sets feature all the benefits of the custom fit sets plus they have been specifically designed to fit race engines equipped with racing distributors and headers. These sets have been designed with custom wire lengths to route the wire either over the valve covers or down the back of the engine block and under the headers, helping keep the wires from being damaged by the heat of the exhaust system. Some wire sets feature ACCEL Pro-Sleeving with heat shrink tubing to provide even greater protection from heat, abrasion and flying debris. Each wire set comes with an extra long, non-sleeved, universal coil lead and boot / terminal kit that allows you to tailor it for your specific setup.

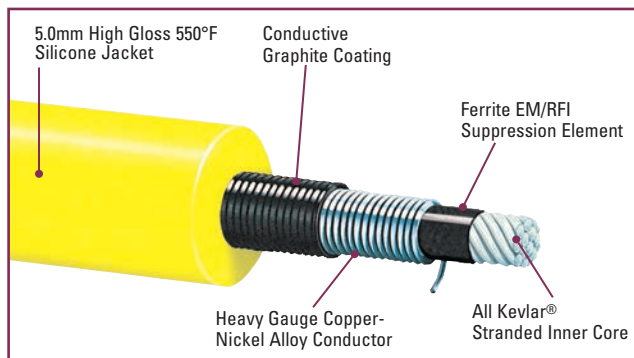
P/N	Description/Wire Routing	Distributor Cap Type	Pro-Sleeving
CHEVROLET SMALL BLOCK			
7001	Wires under header/manifold	Male tower or HEI style	Full length to 8" from distributor cap
7004	Wires over valve cover	Male tower or HEI style	from spark plug boot up 15" on lead
<i>Note: Chevrolet SB2.2 engines with female socket or male tower distributor cap use universal non-sleeved wire set P/N 7005</i>			
FORD WINDSOR SMALL BLOCK			
7006	Wires over valve cover	Male tower or Dura-Spark style	from spark plug boot up 8" on lead

ACCEL 5mm 300+ Ferro-Spiral Race Wire "BIGGER ISN'T ALWAYS BETTER"

ACCEL has engineered a way to put race winning 300+ Ferro Spiral Race Wire core into a much smaller spark plug wire with only a 5mm diameter jacket. This is the same maximum energy core found in 8.0mm, 8.8mm and 10.8mm ACCEL 300+ Ferro-Spiral spark plug wire sets, but in a smaller package. It reduces weight, which is critical on a race car and it's easy to hide on a street rod with a custom look engine compartment. The smaller diameter wire can be routed in and around places where a larger wire simply just cannot go for the ultimate in good looks and custom fit possibilities. You can easily hide these smaller 5mm spark plug wires if you like. If you want to show them off, the high gloss jacket is available in four great looking colors. Available with 90-degree spark plug boots to keep the spark plug wires routed as close to the engine as possible.



7541Y
* Includes 5mm anvil and crimper

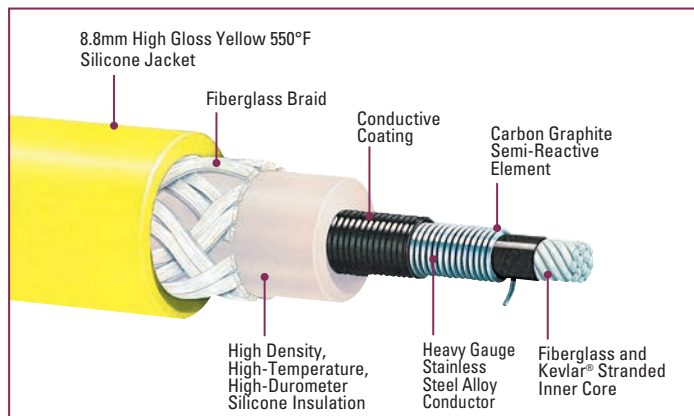


5mm 300+ Ferro-Spiral Race Wire 90° Boots.....	Part #
Black	7541K
Blue	7541B
Red.....	7541R
Yellow.....	7541Y

8.8mm Wire

ACCEL's 8.8 Wire is available in three conductor versions, each providing maximum conductivity for the ultimate performance in any race or street application. Extra-thick 8.8mm double silicone insulation and heavy silicone boots eliminate electrical leakage and misfire.

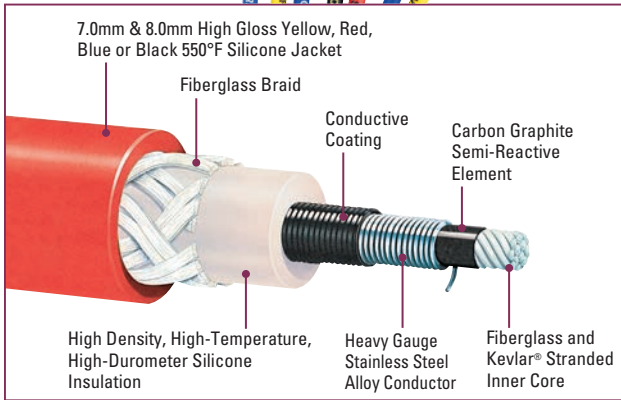
- 8000, 8800, & 8900 Series, 550°F-rated
- 8.8mm yellow high temperature silicone jacket
- Race & Street-driven applications
- Stainless steel core designed for demanding race conditions
- Spiral Core 500 Ohms/foot RFI-suppression for street/strip
- Graphite RFI-suppression virtually eliminates "noise"
- High temperature, extra large bright red silicone insulated boots
- Pre and post HEI applications
- Custom-fit, universal & import






SuperStock Spiral Wire Sets

The traditional ACCEL combination of yellow wire and red spark plug boots has been added to the existing SuperStock Spiral product line, which features color matched wire and spark plug boots in blue, black and red. With only 500 Ohms/foot of resistance, more ignition energy can reach the spark plug, producing a hotter, longer-lasting spark flame kernel. The result is higher performance through improved efficiency, quicker throttle response and reduced emissions. This 8mm wire's double silicone construction is rated to 550° F. The high gloss wire jacket resists moisture, chemicals and heat extremes for longer life and great looks. The fiberglass braid adds greater pull strength and terminal retention, while the stainless steel spark plug terminals provide excellent long life, electrical conductivity and corrosion resistance. Both universal and custom fit applications are available for early and late model cars and trucks.



5000 SERIES

- 7mm & 8mm, 550°F-rated
- Street-driven applications
- 8mm red, blue, black or yellow high temperature silicone jacket resists moisture, chemicals and severe temperatures
- High-strength fiberglass braid for added "pull strength" silicone insulation eliminates arcing
- Stainless steel plug terminals for high electrical conductivity and corrosion resistance
- Pre and post HEI applications
- Custom-fit and universal




SuperStock Wire

Our SuperStock Wire is designed to upgrade an OE ignition system for high spark delivery levels for street-driven applications. The 450°F-rated silicone jacket is extruded over a tightly woven, rugged fiberglass braid which is applied over a high dielectric strength EPDM (Ethylene Propylene Diene Monomer) inner insulation for ignition wire performance that exceeds SAE specifications.

4000 SERIES

- 8mm yellow, red, black & blue silicone jacket
- Street-driven applications
- Fiberglass braid EPDM insulation
- Orange and color matched blue, red & black silicone spark plug boots
- Pre and post HEI vehicles
- Custom Fit, Universal & Import



3000 SERIES

- 7mm yellow, blue silicone jacket
- Street-driven applications
- Graphite RFI Suppression or Copper Core
- Orange and color matched blue silicone spark plug boots
- Pre HEI vehicles
- Universal Fit

8mm Armor Shield

Our metallic braided ignition wire delivers maximum spark energy while providing a Pro Street look. Armor Shield Wire sets enhance the appearance of braided fuel lines and coolant hoses.

8000 SERIES

- 8mm, 450°F-rated.
- Pro-street applications
- 8mm blue silicone jacket with braided Armor shielding
- Carbon/graphite core; EPDM insulation and fiberglass braid
- Color matched blue silicone boots
- Pre and post HEI applications
- Custom-fit and universal



ACCEL Pro 25 Race Wire

Pro 25 Race wire was developed and tested by racers. The Pro 25 Race wire has a Ferro-spiral core wound to allow maximum spark energy at only 25 ohms per foot and still suppress RFI noise. The wire features a double silicone construction rated at over 600 degrees Fahrenheit. The high gloss red silicone wire jacket not only looks great, but also resists extreme heat, petrochemicals, ozone and moisture better than any race wire on the market. This allows longer life and better durability. The high-density silicone insulation provides greater dielectric strength and eliminates arcing. The all Kevlar stranded inner core and fiberglass braiding adds greater pull strength and terminal retention. The stainless steel and brass terminals provide unsurpassed electrical conductivity and excellent corrosion resistance.



Pro 25 Race Wire Universal Kits Part

115 degree Ford style boot w/male & female tower caps.....	257005
Straight boot w/male & female tower caps.....	257040
90 degree 5/8" hex plug w/male & female tower caps.....	257041

Pro 25 Race Wire HEMI Universal Kits Part

4 3/4" Pro Stock Hemi boot w/male & female tower caps.....	257036
6 3/8" Pro Stock Hemi boot w/male & female tower caps.....	257037
8 1/4" Pro Stock Hemi boot w/male & female tower caps.....	257038

Pro 25 Race Wire Sleeved Universal Kits Part

115 degree Ford style boot w/male & female tower caps.....	257005S
Straight boot w/male & female tower caps.....	257040S
90 degree 5/8" hex plug w/male & female tower caps.....	257041S
HEI ends, 115 degree boots.....	257006S
Big Block Ford (429 – 460) – sleeved, HEI ends, 115 degree boots.....	257046S



Year	Cyl.	Model & Notes	Engine & Code	SuperStock	SuperStock Spiral	8.8mm	Extreme 9000	300+ Race Wire	Armor Shield
ACURA									
1997-2001	4	Integra Type R DOHC 16v VTEC (190 HP)	1.8L B18C5 1797cc	—	—	—	—	7914B,R,Y	—
	4	Integra Gs-R DOHC 16v VTEC (170 HP)	1.8L B18C1 1797cc	—	—	—	—	7914B,R,Y	—
	4	Integra LS, RS DOHC 16v (142 HP)	1.8L B18B1 1834cc	—	—	—	—	7912B,R,Y	—
1994-2001	4	Integra GS-R DOHC 16V VTEC (170 HP)	1.8L B18C1 1797cc	—	—	—	—	7914B,R,Y	—
1994-2001	4	Integra LS, RS DOHC 16V (142 HP)	1.8L B18B1 1834cc	—	—	—	—	7912B,R,Y	—
1998	4	CI 2.3 SOHC 16v VTEC	2.3L F23A1 2254cc	—	—	—	—	7913B,R,Y	—
1996-97	4	CI 2.2 SOHC 16v VTEC	2.2L F22B1 2156cc	—	—	—	—	7913B,R,Y	—
1992-93	4	Integra Gs-R DOHC 16v VTEC (160 HP)	1.7L B17A1 1678cc	—	—	—	—	7914B,R,Y	—
1990-93	4	Integra, DOHC 16v (130 HP) DOHC 16v (130 HP)	1.8L B18A1 1834cc	—	—	—	—	7912B,R,Y	—
AMC									
1980-88	6	Eagle	4.2L C 258	—	5099R	8899	—	—	—
1979-83	6	Spirit	4.2L C 258	—	5099R	8899	—	—	—
1978-83	6	Concord	4.2L C 258	—	5099R	8899	—	—	—
1978-80	6	AMX	4.2L C 258	—	5099R	8899	—	—	—
1975-80	6	Pacer	4.2L A,C 258	—	5099R	8899	—	—	—
1978-79	6	Concord	3.8L E 232	—	5099R	8899	—	—	—
1979	6	Spirit	3.8L E 232	—	5099R	8899	—	—	—
1975-78	6	Gremlin	3.8L E 232	—	5099R	8899	—	—	—
1975-78		Gremlin, Matador	4.2L A,C 258	—	5099R	8899	—	—	—
1975-78	6	Pacer	3.8L E 232	—	5099R	8899	—	—	—
1975-77	6	Hornet	3.8L E 232	—	5099R	8899	—	—	—
	6	Hornet	4.2L A,C 258	—	5099R	8899	—	—	—
1975-76	8	Gremlin, Hornet, Matador	5.0L H 304	4043	—	8843	—	7043	—
	8	Matador	5.9L N,P 360	4043	—	8843	—	7043	—
	8	Matador	6.6L Z 401	4043	—	8843	—	7043	—
1970-74	8	All Models	304, 360, 401	4043	—	8843	—	7043	—
1967-69	8	All Models	290, 343	4043	—	8843	—	7043	—
1957-66	8	All Models	250, 287, 327	4047	5047B,K,R,Y	8847	—	7047	—
BRICKLIN									
1975-76	8	SV-1, w/Ford Engine	351C	4046	5046B	8846	—	—	—
1973-74	8	SV-1, w/Mopar Engine	360	4047	5047B,K,R,Y	8847	—	7047	—
BUICK									
1987-92	4	Century	2.5L R 151	4059	—	—	—	—	—
1987-91	4	Skylark	2.5L U 151	4059	—	—	—	—	—
1987	4	Somerset	2.5L U 151	4059	—	—	—	—	—
1985-86	4	Century	2.5L R 151	4059	—	—	—	—	—
	4	Skylark	2.5L R,U 151	4059	—	—	—	—	—
	4	Somerset	2.5L U 151	4059	—	—	—	—	—
2004	8	Rainier	5.3L	—	—	—	9059	—	—
1994-96	8	Roadmaster, LT1 Engine	5.7L P 350	—	—	—	9038	—	—
1992-93	8	Roadmaster	5.7L 7 350	4065	—	8865	9033	7065	—
1991	8	Roadmaster	5.0L E 305	4065	—	8865	9033	7065	—
1981-90	8	Estate Wagon	5.0L Y 307	4053	5053K,Y	—	—	—	—
1986-87	8	Regal, RWD	5.0L Y 307	4053	5053K,Y	—	—	—	8007B
1987	8	Regal, Canada Only	5.0L H 305	4049	5049B,K,R,Y	8849	—	7049	—
1980-85	8	Riviera	5.0L Y 307	4053	5053K,Y	—	—	—	8007B
1981-84	8	Lesabre	5.0L Y 307	4053	5053K,Y	—	—	—	8007B
1981-83	8	Electra	5.0L Y 307	4053	5053K,Y	—	—	—	8007B
1980-81	8	Century, Regal (Pontiac Engines)	4.3L S 265	4051	5051K	—	—	7051	8007B
1977-81	8	Lesabre, Pontiac Engine	4.9L W,Y 301	4051	5051K	—	—	7051	8007B
1981	8	Electra, Lesabre, both Canada Only	5.7L B 350	4051	5051K	—	—	7051	8007B
1979-80	8	Century, Regal (Pontiac Engines)	4.9L W,Y 301	4051	5051K	—	—	7051	8007B
1978-80	8	Electra, Lesabre, Riviera	5.7L X 350	4051	5051K	—	—	7051	8007B
1977-80	8	Electra, Lesabre (Oldsmobile Engines)	5.7L R 350	4053	5053K,Y	—	—	—	8007B
	8	Riviera, Oldsmobile Engine	5.7L R 350	4053	5053K,Y	—	—	—	8007B

8800 series wire sets are Spiral core, 8900 series wire sets are Graphite Suppression core. Part # suffix indicates wire set color; B-blue, K-black, R-red, Y-yellow.

Year	Cyl.	Model & Notes	Engine & Code	SuperStock	SuperStock Spiral	8.8mm	Extreme 9000	300+ Race Wire	Armor Shield
BUICK (cont)									
1977-79	8	Electra, Lesabre (Oldsmobile Engines)	403 K	4053	5053K,Y	—	—	—	8007B
	8	Skylark, Chevrolet Engine	305 G	4048	5048B,K,R,Y	8848	9011	7048	8002B
	8	Skylark, Chevrolet Engine	350 L	4048	5048B,K,R,Y	8848	9011	7048	8002B
1977-78	8	Riviera, Oldsmobile Engine	403 K	4053	5053K,Y	—	—	—	8007B
	8	Skylark, Chevrolet Engine	305 U	4048	5048B,K,R,Y	8848	9011	7048	8002B
	8	Skylark, Chevrolet Engine	350 L	4048	5048B,K,R,Y	8848	9011	7048	8002B
1978	8	Century, Chevrolet Engine	305 U,H	4049	5049B,K,R,Y	8849	—	7049	—
	8	Century, Chevrolet Engine	350 L	4049	5049B,K,R,Y	8849	—	7049	—
1978	8	Lesabre, Chevrolet Engine	305 U	4048	5048B,K,R,Y	8848	9011	7048	8002B
	8	Regal, Chevrolet Engine	305 U,H	4049	5049B,K,R,Y	8849	—	7049	—
	8	Regal, Chevrolet Engine	350 L	4049	5049B,K,R,Y	8849	—	7049	—
1975-77	8	Skylark, Oldsmobile Engine	350 R	4053	5053K,Y	—	—	—	8007B
1974-77	8	Century, Electra, Lesabre, Centurion, Regal, Riviera all w/HEI	350 H,J	4051	5051K	—	—	7051	8007B
1977	8	Century, Chevrolet Engine	305 U	4048	5048B,K,R,Y	8848	9011	7048	8002B
	8	Century, Chevrolet Engine	350 L	4048	5048B,K,R,Y	8848	9011	7048	8002B
	8	Century, Oldsmobile Engine	350 R	4053	5053K,Y	—	—	—	8007B
	8	Century, Oldsmobile Engine	403 K	4053	5053K,Y	—	—	—	8007B
	8	Regal, Chevrolet Engine	305 U	4048	5048B,K,R,Y	8848	9011	7048	8002B
	8	Regal, Chevrolet Engine	350 L	4048	5048B,K,R,Y	8848	9011	7048	8002B
1977	8	Regal, Oldsmobile Engine	350 R	4053	5053K,Y	—	—	—	8007B
	8	Regal, Oldsmobile Engine	403 K	4053	5053K,Y	—	—	—	8007B
	8	Skylark, Pontiac Engine	301 Y	4051	5051K,Y	—	—	7051	8007B
1975-76	8	Skylark	350 H,J	4051	5051K,Y	—	—	7051	8007B
	8	Skylark, Oldsmobile Engine	260 F	4053	5053K,Y	—	—	—	8007B
1974-75	8	Apollo, w/HEI	350 H,J	4051	5051K,Y	—	—	7051	8007B
1975	8	Apollo, Oldsmobile Engine	260 F	4053	5053K,Y	—	—	—	8007B
	8	Lesabre, Pontiac Engine	400 S	4051	5051K,Y	—	—	7051	8007B
1968-74	8	All Models, w/oHEI	350 H,J,K	4043	5043K,Y	8843	—	7043	—
1967-74	8	All Models, w/oHEI Exc. GS	400, 430, 455	4043	5043K,Y	8843	—	7043	—
1964-67	8	All Models	300, 340	4047	5047B,K,R,Y	8847	—	7047	—
1959-67	8	All Models, Nail Head	400, 401, 425	4043	5043K,Y	8843	—	7043	—
1961-63	8	All Models	215	4047	5047B,K,R,Y	8847	—	7047	—
CADILLAC									
2007-08	8	Escalade	6.2L 8	—	—	—	9070	—	—
2006-07	8	CTS-V	6.0L U	—	—	—	9070	—	—
2004-05	8	CTS-V LS-6 engine	5.6L	—	—	—	9052	—	—
2002-04	8	Escalade	6.0L	—	—	—	9059	—	—
1999-2000	8	Escalade, Vortec w/SFI	5.7L R 350	—	—	—	9042	—	—
1994-96	8	Fleetwood Brougham, RWD LT1	5.7L P 350	—	—	—	9038	—	—
1991-93	8	Fleetwood Brougham, RWD	5.0L E 305	4065	—	8865	9033	7065	—
1990-93	8	Fleetwood Brougham, RWD	5.7L 7 350	4065	—	8865	9033	7065	—
1986-90	8	Fleetwood Brougham, RWD	5.0L Y 307	4053	5053K,Y	—	—	—	8007B
1987-89	8	Fleetwood Brougham, RWD w/H.O.	5.0L 9 307	4053	5053K,Y	—	—	—	8007B
1980	8	Eldorado, w/Fuel Injection	5.7L 8 350	4053	5053K,Y	—	—	—	8007B
1980	8	Seville, w/Fuel Injection	5.7L 8 350	4053	5053K,Y	—	—	—	8007B
1976-79	8	Seville, w/Fuel Injection	5.7L B,R 350	4053	5053K,Y	—	—	—	8007B
1968-74	8	All Models, w/oHEI	472 R, 500 S	4043	5043K,Y	8843	—	7043	—
1964-67	8	All Models	429	4043	5043K,Y	8843	—	7043	—
1956-63	8	All Models	365, 390	4043	5043K,Y	8843	—	7043	—
1949-55	8	All Models	331	4043	5043K,Y	8843	—	7043	—
CHEVROLET									
1993	4	Cavalier	2.2L 4 134	—	—	—	—	7968B,R,Y	—
1990-92	4	Lumina	2.5L R 151	4059	—	—	—	—	—
1985-90	4	Celebrity	2.5L R 151	4059	—	—	—	—	—

8800 series wire sets are Spiral core, 8900 series wire sets are Graphite Suppression core. Part # suffix indicates wire set color; B-blue, K-black, R-red, Y-yellow.

Year	Cyl.	Model & Notes	Engine & Code	SuperStock	SuperStock Spiral	8.8mm	Extreme 9000	300+ Race Wire	Armor Shield
CHEVROLET (cont.)									
1985-86	4	Camaro	2.5L 2 151	4059	—	—	—	—	—
1985	4	Citation	2.5L R 151	4059	—	—	—	—	—
1995-2002	6	Camaro	3.8L K 231	—	—	—	9045	—	—
1993-95	6	Camaro	3.4L S 207	—	5130K	—	—	—	—
1990-92	6	Camaro	3.1L T 189	—	5079K	—	—	—	—
1987-89	6	Camaro	2.8L S 173	—	5079K	—	—	—	—
2008	8	Corvette	6.2L	—	—	—	9070	—	—
2006-2008	8	Corvette	7.0L	—	—	—	9070	—	—
2006-2007	8	Corvette	6.0L	—	—	—	9070	—	—
	8	Impala	5.3L C	—	—	—	9070	—	—
	8	Monte Carlo SS	5.3L C	—	—	—	9070	—	—
2003-2005	8	SSR	5.3L	—	—	—	9059	—	—
1998-2002	8	Camaro, LS1 Engine	5.6L G 346	—	—	—	9052	7152	—
1997-2004	8	Corvette, LS1/LS6 Engine	5.6L G 346	—	—	—	9052	7152	—
1993-97	8	Camaro, LT1/LT4 Engine	5.7L P 350	—	—	—	9037	7137	—
1994-96	8	Caprice	4.3L W 265	—	—	—	9038	—	—
	8	Caprice, LT1 Engine	5.7L P 350	—	—	—	9038	—	—
1994-96	8	Impala SS, LT1 Engine	5.7L P 350	—	—	—	9038	—	—
1996	8	Corvette, LT1 w/Automatic	5.7L P 350	—	—	—	9036	—	—
	8	Corvette, LT4 w/Manual	5.7L 5 350	—	—	—	9036	—	—
1992-95	8	Corvette, LT1 Engine	5.7L P 350	—	—	—	9036	—	—
1989-93	8	Caprice	5.0L E 305	4065	—	8865	9033	7065	—
	8	Caprice	5.7L 7 350	4065	—	8865	9033	7065	—
1988-92	8	Camaro, Throttle Body Injection	5.0L E 305	4065	—	8865	9033	7065	—
	8	Camaro, Tune Port Injection	5.7L 8 350	4065	—	8865	9033	7065	—
1987-92	8	Camaro, Tune Port Injection	5.0L F 305	4065	—	8865	9033	7065	—
1985-91	8	Corvette, Tune Port Injection	5.7L 8 350	4066	—	8866	9029	—	—
1987-90	8	Caprice	5.0L Y 307	4053	5053K,Y	—	—	—	8007B
1987-88	8	Caprice	5.0L H 305	—	5143K	—	—	—	—
	8	Caprice	5.7L 6 350	—	5143K	—	—	—	—
	8	Monte Carlo	5.0L H 305	—	5143K	—	—	—	—
1987-88	8	Monte Carlo, w/H.O. 4bbl Carb	5.0L G 305	—	5143K	—	—	—	—
1986-87	8	Impala	5.0L Y 307	4053	5053K,Y	—	—	—	8007B
1987	8	Camaro	5.0L H 305	4065	—	8865	9033	7065	—
	8	Camaro, TPI w/Coil In Cap Distributor	5.7L 8 350	4066	—	8866	9029	—	—
	8	Camaro, TPI w/Remote Coil Distributor	5.7L 8 350	4065	—	8865	9033	7065	—
	8	Impala	5.0L H 305	—	5143K	—	—	—	—
	8	Impala	5.7L 6 350	—	5143K	—	—	—	—
	8	Impala	5.7L 6 350	4065	—	8865	9033	7065	—
1985-86	8	Camaro, Tune Port Injection	5.0L F 305	—	—	—	—	—	—
1984-86	8	Camaro, w/H.O. 4bbl Carb	5.0L G 305	4049	5049B,K,R,Y	8849	—	7049	—
	8	Monte Carlo SS, w/H.O. 4bbl Carb	5.0L G 305	4049	5049B,K,R,Y	8849	—	7049	—
1982-86	8	Camaro	5.0L H 305	4049	5049B,K,R,Y	8849	—	7049	—
1983-86	8	Caprice, Impala	5.7L 6 350	4049	5049B,K,R,Y	8849	—	7049	—
1981-86	8	Caprice, Impala, Monte Carlo	5.0L H 305	4049	5049B,K,R,Y	8849	—	7049	—
1984	8	Corvette, Cross-Fire Fuel Injection	5.7L 8 350	4066	—	8866	9029	—	—
1982-83	8	Camaro, Cross-Fire Fuel Injection	5.0L 7 305	—	—	—	—	—	—
1981-83	8	Malibu	5.0L H 305	4049	5049B,K,R,Y	8849	—	7049	—
1983	8	Camaro, Cross-Fire Fuel Injection	5.0L S 305	4049	5049B,K,R,Y	8849	—	7049	—
1981-82	8	Caprice, Impala	4.4L J 267	4049	5049B,K,R,Y	8849	—	7049	—
	8	Malibu, Monte Carlo	4.4L J 267	4049	5049B,K,R,Y	8849	—	7049	—
1980-82	8	Caprice, Impala	5.7L L 350	4049	5049B,K,R,Y	8849	—	7049	—
1982	8	Corvette, Cross-Fire Fuel Injection	5.7L 8 350	4050	5050B,Y	8850	9018	7050	—
1981	8	Corvette	5.7L 6 350	4050	5050B,Y	8850	9018	7050	—
	8	Camaro, Except California	4.4L J 267	4048	5048B,K,R,Y	8848	9011	7048	8002B

8800 series wire sets are Spiral core, 8900 series wire sets are Graphite Suppression core. Part # suffix indicates wire set color; B-blue, K-black, R-red, Y-yellow.

Year	Cyl.	Model & Notes	Engine & Code	SuperStock	SuperStock Spiral	8.8mm	Extreme 9000	300+ Race Wire	Armor Shield
CHEVROLET (cont.)									
	8	Camaro, Except California	5.0L H 305	4048	5048B,K,R,Y	8848	9011	7048	8002B
	8	Camaro, Except California	5.7L L 350	4048	5048B,K,R,Y	8848	9011	7048	8002B
	8	Corvette, Ex. California	5.7L 6,8 350	4050	5050B,Y	8850	9018	7050	—
1978-79	8	Corvette	350 H,L,4,8	4050	5050B,Y	8850	9018	7050	—
1977-79	8	Caprice	305 U	4048	5048B,K,R,Y	8848	9011	7048	8002B
	8	Impala	305 U	4048	5048B,K,R,Y	8848	9011	7048	8002B
1976-79	8	Camaro	305 G,Q,U	4048	5048B,K,R,Y	8848	9011	7048	8002B
	8	Nova	305 Q,U	4048	5048B,K,R,Y	8848	9011	7048	8002B
1974-79	8	Camaro, w/HEI	350 L	4048	5048B,K,R,Y	8848	9011	7048	8002B
	8	Caprice, w/HEI	350 L	4048	5048B,K,R,Y	8848	9011	7048	8002B
	8	Impala, w/HEI	350 L	4048	5048B,K,R,Y	8848	9011	7048	8002B
	8	Nova, w/HEI	350 L	4048	5048B,K,R,Y	8848	9011	7048	8002B
1978	8	Malibu	305 U	4049	5049B,K,R,Y	8849	—	7049	—
	8	Malibu	350 L	4049	5049B,K,R,Y	8849	—	7049	—
	8	Monte Carlo	305 U	4049	5049B,K,R,Y	8849	—	7049	—
	8	Monte Carlo	350 L	4049	5049B,K,R,Y	8849	—	7049	—
1976-77	8	Malibu	305 Q,U	4048	5048B,K,R,Y	8848	9011	7048	8002B
	8	Monte Carlo	305 Q,U	4048	5048B,K,R,Y	8848	9011	7048	8002B
	8	Monza	305 U	4048	5048B,K,R,Y	8848	9011	7048	8002B
1974-77	8	Corvette, w/HEI	350 L,T,X	4050	5050Y	8850	9018	7050	—
	8	Malibu, w/HEI	350 L	4048	5048B,K,R,Y	8848	9011	7048	8002B
1974-77	8	Monte Carlo, w/HEI	350 L	4048	5048B,K,R,Y	8848	9011	7048	8002B
1974-76	8	Caprice, w/HEI	400 U	4048	5048B,K,R,Y	8848	9011	7048	8002B
	8	Caprice, w/HEI	454 S,Y	—	5071K	—	—	7071	8007B
	8	Chevelle, w/HEI	350 L	4048	5048B,K,R,Y	8848	9011	7048	8002B
1974-76	8	Chevelle, w/HEI	400 U	4048	5048B,K,R,Y	8848	9011	7048	8002B
	8	Impala, w/HEI	400 U	4048	5048B,K,R,Y	8848	9011	7048	8002B
	8	Malibu, w/HEI	400 U	4048	5048B,K,R,Y	8848	9011	7048	8002B
	8	Monte Carlo, w/HEI	400 U	4048	5048B,K,R,Y	8848	9011	7048	8002B
1976	8	Chevelle	305 Q	4048	5048B,K,R,Y	8848	9011	7048	8002B
1974-75	8	BelAir, w/HEI	350 L	4048	5048B,K,R,Y	8848	9011	7048	8002B
	8	BelAir, w/HEI	454 Y	—	5071K	—	—	7071	8007B
	8	Chevelle, w/HEI	454 Y	—	5071K	—	—	7071	8007B
	8	Malibu, w/HEI	454 Y	—	5071K	—	—	7071	8007B
	8	Monte Carlo, w/HEI	454 Y	—	5071K	—	—	7071	8007B
1975	8	Nova	262 G	4048	5048B,K,R,Y	8848	9011	7048	8002B
1970-74	8	All Models, w/oHEI	454	4043	5043K,Y	8843	—	7043	—
	8	All Models w/oHEI Wire Over Valve Cover	400 Small Block	4044	—	8844	—	7044	8001B
	8	All Models w/oHEI Wire Under Exh Manifold	400 Small Block	4042	5042K,R	8842	—	7042	—
1969-74	8	All Models w/oHEI Wire Under Exh Manifold	350	4042	5042K,R	8842	—	7042	—
1967-74	8	All Models w/oHEI Wire Over Valve Cover	350	4044	—	8844	—	7044	8001B
1974	8	Corvette, w/HEI	454 Z	—	5071K	—	—	7071	8007B
1968-73	8	All Models, Wires Over Valve Cover	307	4044	—	8844	—	7044	8001B
1970-72	8	All Models	402 Big Block	4043	5043K,Y	8843	—	7043	—
1965-70	8	All Models	396	4043	5043K,Y	8843	—	7043	—
1967-69	8	Camaro Z-28, Wires Over Valve Cover	302	4044	—	8844	—	7044	8001B
1966-69	8	All Models	427	4043	5043K,Y	8843	—	7043	—
1965-69	8	Corvette w/Non-Braided Oem Spark Leads	396, 427	4043	5043K,Y	8843	—	7043	—
1964-69	8	All Models, Wires Over Valve Cover	327	4044	—	8844	—	7044	8001B
1962-69	8	All Models Wires Under Exhaust Manifold	307,327	4042	5042K,R	8842	—	7042	—
1964-67	8	All Models, Wires Over Valve Cover	283	4044	—	8844	—	7044	8001B
1955-67	8	All Models, Wires Under Exhaust Manifold	265, 283	4042	5042K,R	8842	—	7042	—
1958-65	8	All Models	348, 409	4047	5047B,K,R,Y	8847	—	7047	—
CHEVROLET TRUCK									
1994-2000	4	S-10 Truck	2.2L 4 134	—	—	—	—	7968B,R,Y	—

8800 series wire sets are Spiral core, 8900 series wire sets are Graphite Suppression core. Part # suffix indicates wire set color; B-blue, K-black, R-red, Y-yellow.

Year	Cyl.	Model & Notes	Engine & Code	SuperStock	SuperStock Spiral	8.8mm	Extreme 9000	300+ Race Wire	Armor Shield
CHEVROLET TRUCK (cont.)									
1991-93	4	S,T 10 Pickup	2.5L A 151	4059	—	—	—	—	—
1985-91	4	S,T 10 Pickup	2.5L E 151	4059	—	—	—	—	—
1985-90	4	Astro Van	2.5L E 151	4059	—	—	—	—	—
1985-88	4	S,T 10 Blazer	2.5L E 151	4059	—	—	—	—	—
1996-98	6	C,K 1500-2500 Pickup, Vortec w/SFI	4.3L W 262	—	—	—	9044	—	—
1996-2001	6	G 10-30 Van, Vortec w/SFI	4.3L W 262	—	—	—	9044	—	—
	6	P 20-30 Van & Chassis, Vortec w/SFI	4.3L W 262	—	—	—	9044	—	—
1995-2001	6	Astro Van, Vortec w/SFI	4.3L W 262	—	—	—	9044	—	—
1996-2001	6	S,T 10 Pickup, Vortec w/SFI	4.3L X 262	—	—	—	9044	—	—
1995-2001	6	Blazer, Vortec w/SFI	4.3L W 262	—	—	—	9044	—	—
	6	S,T 10 Pickup, Vortec w/SFI	4.3L W 262	—	—	—	9044	—	—
1990-96	6	G 10-30 Van	4.3L Z 262	4093	—	8893	9031	—	—
1990-95	6	Lumina Apv Van	3.1L D 189	—	—	—	—	—	—
	6	P 20-30 Van & Chassis	4.3L Z 262	4093	—	8893	9031	—	—
1988-95	6	C,K 1500-2500 Pickup	4.3L Z 262	4093	—	8893	9031	—	—
	6	S,T 10 Pickup	4.3L Z 262	4093	—	8893	9031	—	—
1986-95	6	Astro Van, w/oH.O.	4.3L Z 262	4093	—	8893	9031	—	—
1992-94	6	Astro Van, w/H.O.	4.3L W 262	4093	—	8893	9031	—	—
	6	S,T 10 Blazer, w/H.O.	4.3L W 262	4093	—	8893	9031	—	—
	6	S,T 10 Pickup, w/H.O.	4.3L W 262	4093	—	8893	9031	—	—
1988-94	6	S,T 10 Blazer	4.3L Z 262	4093	—	8893	9031	—	—
1990-91	6	Astro Van, w/H.O.	4.3L B 262	4093	—	8893	9031	—	—
1987-89	6	G 10-20 Van	4.3L Z 262	4093	—	8893	9031	—	—
1987	6	C,K 10-20 Pickup	4.3L Z 262	4093	—	8893	9031	—	—
2007	8	Silverado 1500, Suburban, Tahoe, Trailblazer Y/3/O/J/L/M/H	6.0/5.3/4.0	—	—	—	9065	—	—
2005-08	8	Trailblazer	5.3/6.0 M/H	—	—	—	9065	—	—
2001-06	8	C,K 2500HD, 3500 Silverado	8.1	—	—	—	9065	—	—
2001-06	8	C,K 1500 Silverado, Trailblazer Gen III LS1 Vortec	4.8	—	—	—	9059	—	—
	8	C,K 1500-2500 Silverado, SSR, Suburban, Tahoe Gen III LS1 Vortec	5.3	—	—	—	9059	—	—
	8	C,K 2500 Silverado, Suburban, Tahoe Gen III LS1 Vortec	6.0	—	—	—	9059	—	—
1996-2000	8	C,K 2500HD-3500 Pickup Vortec w/SFI	7.4L J 454	—	—	—	9043	—	—
	8	C,K,G 3500HD Cab & Chassis Vortec w/SFI	7.4L J 454	—	—	—	9043	—	—
1996-2000	8	G 30 Van, Vortec w/SFI	7.4L J 454	—	—	—	9043	—	—
1996-2000	8	P Series Van & RV Chassis Vortec w/SFI	7.4L J 454	—	—	—	9043	—	—
	8	Suburban, Vortec w/SFI	5.7L R 350	—	—	—	9042	—	—
	8	Suburban, Vortec w/SFI	7.4L J 454	—	—	—	9043	—	—
	8	Tahoe, Vortec w/SFI	5.7L R 350	—	—	—	9042	—	—
1996-98	8	C,K 1500-2500 Pickup, Vortec w/SFI	5.0L M 305	—	—	—	9042	—	—
	8	C,K 1500-3500 Pickup, Vortec w/SFI	5.7L R 350	—	—	—	9042	—	—
1996-2001	8	G 10-30 Van, Vortec w/SFI	5.0L M 305	—	—	—	9042	—	—
	8	G 10-30 Van, Vortec w/SFI	5.7L R 350	—	—	—	9042	—	—
	8	P Series Van & RV Chassis Vortec w/SFI	5.0L M 305	—	—	—	9042	—	—
	8	P Series Van & RV Chassis Vortec w/SFI	5.7L R 350	—	—	—	9042	—	—
1990-99	8	P Series Van & RV Chassis w/Throttle Body Injection	7.4L N 454	—	—	—	9024	—	—
1990-95	8	C,K 2500HD-3500 Pickup w/Throttle Body Injection	7.4L N 454	—	—	—	9024	—	—
	8	C,K,G 3500HD Cab & Chassis w/Throttle Body Injection	7.4L N 454	—	—	—	9024	—	—
	8	G 30 Van w/Throttle Body Injection	7.4L N 454	—	—	—	9024	—	—
	8	Motor Home Chassis w/Throttle Body Injection	7.4L N 454	—	—	—	9024	—	—
	8	Suburban w/Throttle Body Injection	7.4L N 454	—	—	—	9024	—	—
1988-95	8	C,K 1500-2500 Pickup w/Throttle Body Injection	5.0L H 305	—	5114K	—	9020	—	—
	8	C,K 1500-3500 Pickup w/Throttle Body Injection	5.7L K 350	—	5114K	—	9020	—	—
1987-95	8	G 10-30 Van w/Throttle Body Injection	5.0L H 305	—	5114K	—	9020	—	—
	8	G 10-30 Van w/Throttle Body Injection	5.7L K 350	—	5114K	—	9020	—	—

8800 series wire sets are Spiral core, 8900 series wire sets are Graphite Suppression core. Part # suffix indicates wire set color; B-blue, K-black, R-red, Y-yellow.

Year	Cyl.	Model & Notes	Engine & Code	SuperStock	SuperStock Spiral	8.8mm	Extreme 9000	300+ Race Wire	Armor Shield
CHEVROLET TRUCK (cont.)									
	8	Motor Home Chassis w/Throttle Body Injection	5.7L K 350	—	5114K	—	9020	—	—
	8	P Series Van & RV Chassis w/Throttle Body Injection	5.0L H 305	—	5114K	—	9020	—	—
	8	P Series Van & RV Chassis w/Throttle Body Injection	5.7L K 350	—	5114K	—	9020	—	—
	8	Suburban w/Throttle Body Injection	5.7L K 350	—	5114K	—	9020	—	—
1995	8	Tahoe w/Throttle Body Injection	5.7L K 350	—	5114K	—	9020	—	—
1987-95	8	Blazer w/Throttle Body Injection	5.7L K 350	—	5114K	—	9020	—	—
1990-91	8	C 1500 454 SS w/Throttle Body Injection	7.4L N 454	—	—	—	9024	—	—
	8	R,V 2500HD-3500 Pickup HD Emissions w/4bbl Carb	5.7L M 350	4048	5048B,K,R,Y	8848	9011	7048	8002B
	8	R,V 2500HD-3500 Pickup HD Emissions w/4bbl Carb	7.4L W 454	—	—	—	9019	—	—
1986-89	8	Motor Home Chassis, w/4bbl Carb	7.4L W 454	—	—	—	9019	—	—
	8	P Series Van & RV Chassis, w/4bbl Carb	7.4L W 454	—	—	—	9019	—	—
1987-88	8	El Camino	5.0L H 305	—	5143K	—	—	—	—
	8	G 30 Van, HD Emissions w/4bbl Carb	5.7L M 350	4048	5048B,K,R,Y	8848	9011	7048	8002B
	8	Motor Home Chassis, w/4bbl Carb	5.7L M 350	4048	5048B,K,R,Y	8848	9011	7048	8002B
	8	P Series Van & RV Chassis, w/4bbl Carb	5.7L M 350	4048	5048B,K,R,Y	8848	9011	7048	8002B
	8	Suburban, HD Emissions w/4bbl Carb	5.7L M 350	4048	5048B,K,R,Y	8848	9011	7048	8002B
1986-88	8	Suburban, HD Emissions w/4bbl Carb	7.4L W 454	—	—	—	9019	—	—
1986-87	8	R,V 20HD-30 Pickup HD Emissions w/4bbl Carb	7.4L W 454	—	—	—	9019	—	—
1987	8	C,K 15-25 Pickup w/Throttle Body Injection	5.0L H 305	—	5114K	—	9020	—	—
	8	C,K 15-35 Pickup w/Throttle Body Injection	5.7L K 350	—	5114K	—	9020	—	—
	8	C,K 20HD-30 Pickup w/Throttle Body Injection	7.4L N 454	—	—	—	—	—	—
	8	R,V 20HD-30 Pickup HD Emissions w/4bbl Carb	5.7L M 350	4048	5048B,K,R,Y	8848	9011	7048	8002B
	8	Suburban, w/Throttle Body Injection	5.0L H 305	—	5114K	—	9020	—	—
1983-86	8	Blazer	5.0L H 305	4049	5049B,K,R,Y	8849	—	7049	—
	8	Blazer	5.7L L 350	4049	5049B,K,R,Y	8849	—	7049	—
	8	C,K 10-20 Pickup	5.0L H 305	4049	5049B,K,R,Y	8849	—	7049	—
	8	C,K 10-20 Pickup	5.7L L 350	4049	5049B,K,R,Y	8849	—	7049	—
	8	Suburban	5.0L H 305	4049	5049B,K,R,Y	8849	—	7049	—
	8	Suburban	5.7L L 350	4049	5049B,K,R,Y	8849	—	7049	—
1981-86	8	C,K 20HD-30 Pickup, HD Emissions	5.0L F 305	4048	5048B,K,R,Y	8848	9011	7048	8002B
	8	C,K 20HD-30 Pickup, HD Emissions	5.7L M 350	4048	5048B,K,R,Y	8848	9011	7048	8002B
	8	El Camino	5.0L H 305	4049	5049B,K,R,Y	8849	—	7049	—
	8	G 10-30 Van	5.0L G,H 305	4048	5048B,K,R,Y	8848	9011	7048	8002B
	8	G 10-30 Van	5.7L L 350	4048	5048B,K,R,Y	8848	9011	7048	8002B
	8	G 10-30 Van, HD Emissions	5.0L F 305	4048	5048B,K,R,Y	8848	9011	7048	8002B
	8	G 10-30 Van, HD Emissions	5.7L M 350	4048	5048B,K,R,Y	8848	9011	7048	8002B
	8	Motor Home Chassis	5.7L M 350	4048	5048B,K,R,Y	8848	9011	7048	8002B
	8	P Series Van & RV Chassis	5.0L F 305	4048	5048B,K,R,Y	8848	9011	7048	8002B
	8	P Series Van & RV Chassis	5.7L M 350	4048	5048B,K,R,Y	8848	9011	7048	8002B
	8	Suburban, HD Emissions	5.0L F 305	4048	5048B,K,R,Y	8848	9011	7048	8002B
	8	Suburban, HD Emissions	5.7L M 350	4048	5048B,K,R,Y	8848	9011	7048	8002B
1985	8	C,K 20HD-30 Pickup H4D Cast Iron Exhaust Manifold	7.4L W 454	4071	5071K	—	—	7071	—
	8	C,K 20HD-30 Pickup H5D SS Exhaust Manifold	7.4L W 454	—	—	—	9019	—	—
1985	8	Motor Home Chassis H4D Cast Iron Exhaust Manifold	7.4L W 454	4071	5071K	—	—	7071	—
	8	Motor Home Chassis H5D SS Exhaust Manifold	7.4L W 454	—	—	—	9019	—	—
	8	P Series Van & RV Chassis H4D Cast Iron Exhaust Manifold	7.4L W 454	4071	5071K	—	—	7071	—
	8	P Series Van & RV Chassis H5D SS Exhaust Manifold	7.4L W 454	—	—	—	9019	—	—
	8	Suburban H4D Cast Iron Exhaust Manifold	7.4L W 454	4071	5071K	—	—	7071	—
	8	Suburban H5D SS Exhaust Manifold	7.4L W 454	—	—	—	9019	—	—
1980-84	8	C,K 20HD-30	7.4L W 454	4071	5071K	—	—	7071	—
	8	Motor Home Chassis	7.4L W 454	4071	5071K	—	—	7071	—

8800 series wire sets are Spiral core, 8900 series wire sets are Graphite Suppression core. Part # suffix indicates wire set color; B-blue, K-black, R-red, Y-yellow.

Year	Cyl.	Model & Notes	Engine & Code	SuperStock	SuperStock Spiral	8.8mm	Extreme 9000	300+ Race Wire	Armor Shield
CHEVROLET TRUCK (cont.)									
	8	P Series Van & RV Chassis	7.4L W 454	4071	5071K	—	—	7071	—
	8	Suburban	7.4L W 454	4071	5071K	—	—	7071	—
	8	El Camino	4.4L J 267	4049	5049B,K,R,Y	8849	—	7049	—
1975-82	8	Motor Home Chassis, w/HEI	6.0L 366,7.0L 427	4071	5071K	—	—	7071	—
	8	P Series Van & RV Chassis, w/HEI	6.0L 366,7.0L 427	4071	5071K	—	—	7071	—
1981	8	El Camino, Pontiac Engine	4.3L S 265	4051	5051K,Y	—	—	7051	8007B
1976-80	8	Blazer	5.0L Q,U 305	4048	5048B,K,R,Y	8848	9011	7048	8002B
1976-80	8	C,K 10-30 Pickup	5.0L Q,U 305	4048	5048B,K,R,Y	8848	9011	7048	8002B
	8	G 10-30 Van	5.0L Q,U 305	4048	5048B,K,R,Y	8848	9011	7048	8002B
	8	P Series Van & RV Chassis	5.0L Q,U 305	4048	5048B,K,R,Y	8848	9011	7048	8002B
	8	Suburban	5.0L Q,U 305	4048	5048B,K,R,Y	8848	9011	7048	8002B
1975-80	8	Blazer, w/HEI	5.7L L 350	4048	5048B,K,R,Y	8848	9011	7048	8002B
	8	Blazer, w/HEI	6.6L R,U,X 400	4048	5048B,K,R,Y	8848	9011	7048	8002B
	8	C,K 10-30 Pickup, w/HEI	5.7L L 350	4048	5048B,K,R,Y	8848	9011	7048	8002B
	8	C,K 10-30 Pickup, w/HEI	6.6L R,U 400	4048	5048B,K,R,Y	8848	9011	7048	8002B
	8	G 10-30 Van, w/HEI	5.7L L 350	4048	5048B,K,R,Y	8848	9011	7048	8002B
	8	G 10-30 Van, w/HEI	6.6L R,U 400	4048	5048B,K,R,Y	8848	9011	7048	—
	8	Motor Home Chassis, w/HEI	5.7L L 350	4048	5048B,K,R,Y	8848	9011	7048	8002B
	8	P Series Van & RV Chassis, w/HEI	5.7L L 350	4048	5048B,K,R,Y	8848	9011	7048	8002B
	8	P Series Van & RV Chassis, w/HEI	6.6L R,U 400	4048	5048B,K,R,Y	8848	9011	7048	8002B
	8	Suburban, w/HEI	5.7L L 350	4048	5048B,K,R,Y	8848	9011	7048	8002B
	8	Suburban, w/HEI	6.6L R,U 400	4048	5048B,K,R,Y	8848	9011	7048	8002B
1975-79	8	C,K 10-30 Pickup, w/HEI	7.4L S,Y 454	4071	5071K	—	—	7071	—
	8	Motor Home Chassis, w/HEI	7.4L S,Y 454	4071	5071K	—	—	7071	—
	8	P Series Van & RV Chassis, w/HEI	7.4L S,Y 454	4071	5071K	—	—	7071	—
	8	Suburban, w/HEI	7.4L S,Y 454	4071	5071K	—	—	7071	—
1978	8	El Camino	305 U	4049	5049B,K,R,Y	8849	—	7049	—
	8	El Camino	350 L	4049	5049B,K,R,Y	8849	—	7049	—
1976-77	8	El Camino	305 Q,U	4048	5048B,K,R,Y	8848	9011	7048	8002B
1974-77	8	El Camino, w/HEI	350 L	4048	5048B,K,R,Y	8848	9011	7048	8002B
1974-76	8	El Camino, w/HEI	400 U	4048	5048B,K,R,Y	8848	9011	7048	8002B
1974-75	8	El Camino, w/HEI	454 Y	4071	5071K	—	—	7071	8007B
1971-75	8	All Models, w/oHEI	454	4043	5043K,Y	8843	—	7043	—
1969-75	8	All Models w/oHEI Wire Over Valve Cover	350	4044	5044B,K,R,Y	8844	—	7044	8001B
1968-75	8	All Models, w/oHEI	427	4043	5043K,Y	8843	—	7043	—
1966-75	8	All Models, w/oHEI	366	4043	5043K,Y	8843	—	7043	—
1968-73	8	All Models, Wires Over Valve Cover	307	4044	5044B,K,R,Y	8844	—	7044	8001B
	8	All Models Wires Under Exhaust Manifold	307	4042	5042K,R	8842	—	7042	—
1971-72	8	All Models	402 BIG BLOCK	4043	5043K,Y	8843	—	7043	—
1968-70	8	All Models	396	4043	5043K,Y	8843	—	7043	—
1962-69	8	All Models Wires Under Exhaust Manifold	327	4042	5042K,Y	8842	—	7042	—
1955-67	8	All Models Wires Under Exhaust Manifold	265, 283	4042	5042K,Y	8842	—	7042	—
1956-65	8	All Models	322, 348, 409	4047	5047B,K,R,Y	8847	—	7047	—
CHEVROLET MD									
1987-89	8	All 40-80 Series & Chassis, w/4bbl Carb	5.7L M 350	4050	5050Y	8850	9018	7050	—
1981-86	8	All 40-80 Series & Chassis	5.7L M 350	4050	5050Y	8850	9018	7050	—
1985	8	All 40-80 Series & Chassis HAD Cast Iron Exhaust Manifold	6.0L B 366	4071	5071K	—	—	7071	—
1985	8	All 40-80 Series & Chassis HAD Cast Iron Exhaust Manifold	7.0L E 427	4071	5071K	—	—	7071	—
	8	All 40-80 Series & Chassis HAD Cast Iron Exhaust Manifold	7.4L W 454	4071	5071K	—	—	7071	—
1980-84	8	All 40-80 Series & Chassis	7.4L W 454	4071	5071K	—	—	7071	—
1975-84	8	All 40-80 Series & Chassis, w/HEI	6.0L B 366	4071	5071K	—	—	7071	—
	8	All 40-80 Series & Chassis, w/HEI	7.0L E 427	4071	5071K	—	—	7071	—

8800 series wire sets are Spiral core, 8900 series wire sets are Graphite Suppression core. Part # suffix indicates wire set color; B-blue, K-black, R-red, Y-yellow.

Year	Cyl.	Model & Notes	Engine & Code	SuperStock	SuperStock Spiral	8.8mm	Extreme 9000	300+ Race Wire	Armor Shield
CHEVROLET MD (cont.)									
1975-80	8	All 40-80 Series & Chassis, w/HEI	5.7L L 350	4050	5050B,Y	8850	9018	7050	—
1975-79	8	All 40-80 Series & Chassis, w/HEI	7.4L S,Y 454	4071	5071K	—	—	7071	—
1966-75	8	All 40-80 Series & Chassis, w/O HEI	366, 427	4043	5043,K,R,Y	8843	—	7043	—
1969-72	8	All 40-80 Series & Chassis Wires Under Exhaust Manifold	350	4042	5042K,Y	8842	—	7042	—
1955-69	8	All 40-80 Series & Chassis Wires Under Exhaust Manifold	265, 283, 327	4042	5042K,Y	8842	—	7042	—
1956-65	8	All 40-80 Series & Chassis	322, 348, 409	4047	5047B,K,R,Y	8847	—	7047	—
CHRYSLER									
1996-2000	4	Sebring Convertible, DOHC 16v	2.4L X 2429cc	—	—	—	—	7961B,R,Y	—
1995-2000	4	Cirrus, DOHC 16v	2.4L X 2429cc	—	—	—	—	7961B,R,Y	—
	4	Sebring Coupe, DOHC 16v	2.0L Y 1996cc	—	—	—	—	7961B,R,Y	—
1989-90	4	Lebaron, w/Turbo	2.5L J 153	4057	—	—	—	—	—
1986-90	4	Lebaron	2.5L K 153	4057	—	—	—	—	—
1984-90	4	Lebaron, w/Turbo	2.2L A,C,E 135	4057	—	—	—	—	—
1988-89	4	TC By Maserati, 8 Valve Turbo Only	2.2L P 135	4057	—	—	—	—	—
1984-89	4	Lebaron	2.2L D 135	4057	—	—	—	—	—
1986-88	4	Town & Country	2.5L K 153	4057	—	—	—	—	—
1985-88	4	Town & Country, w/Turbo	2.2L E 135	4057	—	—	—	—	—
1984-88	4	New Yorker, w/Turbo	2.2L E 135	4057	—	—	—	—	—
1986-87	4	New Yorker	2.5L K 153	4057	—	—	—	—	—
1984-86	4	Laser	2.2L C,D 135	4057	—	—	—	—	—
	4	Laser, w/Turbo	2.2L E 135	4057	—	—	—	—	—
1986	4	Laser	2.5L K 153	4057	—	—	—	—	—
1983-84	4	E-Class	2.2L C,D 135	4057	—	—	—	—	—
	4	Lebaron	2.2L B,C 135	4057	—	—	—	—	—
	4	New Yorker	2.2L C,D 135	4057	—	—	—	—	—
1982-84	4	Town & Country	2.2L B,C 135	4057	—	—	—	—	—
1984	4	E-Class, w/Turbo	2.2L E 135	4057	—	—	—	—	—
1995-2000	6	Cirrus SOHC 24V	2.5L 6G73 2497cc	—	—	—	—	7922B	—
1995-2000	6	Sebring SOHC 24V	2.5L 6G73 2497cc	—	—	—	—	7922B	—
1983-89	8	Fifth Avenue	5.2L 4,P,S 318	—	5107R	—	—	—	—
1983-86	8	Newport	5.2L 4,P,S 318	—	5107R	—	—	—	—
1981-83	8	Imperial, w/Fuel Injection	5.2L J,N 318	—	5107R	—	—	—	—
1983	8	Cordoba	5.2L 4,P,S 318	—	5107R	—	—	—	—
1981-82	8	Cordoba	5.2L K,L,M,N 318	—	5107R	—	—	—	—
1981-82	8	New Yorker	5.2L K,L,M,N 318	—	5107R	—	—	—	—
	8	Newport	5.2L K,L,M,N 318	—	5107R	—	—	—	—
1979-81	8	Lebaron	5.2L G,H 318	—	5107R	—	—	—	—
1981	8	Lebaron	5.2L K,L,M,N 318	—	5107R	—	—	—	—
1979-80	8	Cordoba	5.2L G,H 318	—	5107R	—	—	—	—
	8	Cordoba	5.9L J,K 360	—	5107R	—	—	—	—
	8	Lebaron	5.9L J,K 360	—	5107R	—	—	—	—
1979-80	8	New Yorker	5.2L G,H 318	—	5107R	—	—	—	—
	8	New Yorker	5.9L J,K 360	—	5107R	—	—	—	—
	8	Newport	5.2L G,H 318	—	5107R	—	—	—	—
	8	Newport	5.9L J,K 360	—	5107R	—	—	—	—
1977-78	8	Lebaron	318 G,H	4047	5047B,K,R,Y	8847	—	7047	—
	8	Lebaron	360 J,K,L	4047	5047B,K,R,Y	8847	—	7047	—
1975-78	8	Cordoba	318 G,H	4047	5047B,K,R,Y	8847	—	7047	—
	8	Cordoba	360 J,K,L	4047	5047B,K,R,Y	8847	—	7047	—
1973-78	8	New Yorker	400 N,P	4045	5045K	—	—	7045	—
	8	New Yorker	440 T,U	4045	5045K	—	—	7045	—
	8	Newport	400 N,P	4045	5045K	—	—	7045	—
	8	Newport	440 T,U	4045	5045K	—	—	7045	—

8800 series wire sets are Spiral core, 8900 series wire sets are Graphite Suppression core. Part # suffix indicates wire set color; B-blue, K-black, R-red, Y-yellow.

Year	Cyl.	Model & Notes	Engine & Code	SuperStock	SuperStock Spiral	8.8mm	Extreme 9000	300+ Race Wire	Armor Shield
CHRYSLER (cont.)									
1978	8	New Yorker	318 G,H	4047	5047B,K,R,Y	8847	—	7047	—
	8	New Yorker	360 J,K,L	4047	5047B,K,R,Y	8847	—	7047	—
	8	Newport	318 G,H	4047	5047B,K,R,Y	8847	—	7047	—
	8	Newport	360 J,K,L	4047	5047B,K,R,Y	8847	—	7047	—
1973-77	8	Town & Country	400	4045	5045K	—	—	7045	—
	8	Town & Country	440	4045	5045K	—	—	7045	—
1973-75	8	Imperial	440	4045	5045K	—	—	7045	—
1971-72	8	All Models	360	4047	5047B,K,R,Y	8847	—	7047	—
1966-72	8	All Models	440	—	5072K	—	—	7045	—
1972	8	All Models	400	—	5072K	—	—	7045	—
1959-71	8	All Models	383	—	5072K	—	—	7045	—
1958-66	8	All Models	350, 361	—	5072K	—	—	7045	—
1963-65	8	All Models Std & Maxi Wedge, Not Hemi	426	—	5072K	—	—	7045	—
1959-65	8	All Models	413	—	5072K	—	—	7045	—
DATSUN — SEE NISSAN									
DE TOMASO									
1977-85	8	Pantera, w/Ford Dura-Spark Ignition	FORD 351C	4068	—	—	—	—	—
1975-85	8	Pantera, w/Points Style Dist. Cap	FORD 351C	4046	5046B	8846	—	—	—
1972-74	8	Pantera	FORD 351C	4046	5046B	8846	—	—	—
1970-71	8	Mangusta	FORD 351C	4046	5046B	8846	—	—	—
DODGE									
1995-2005	4	Neon SOHC 16V	2.0L C 1996cc	—	—	—	—	7964Y	—
1996-2000	4	Caravan DOHC 16V	2.4L X 2429cc	—	—	—	—	7961B,R,Y	—
1995-2000	4	Avenger, DOHC 16v	2.0L Y 1996cc	—	—	—	—	7961B,R,Y	—
	4	Stratus, DOHC 16v	2.4L X 2429cc	—	—	—	—	7961B,R,Y	—
1995-2000	4	Stratus SOHC 16V	2.0L 1996cc	—	—	—	—	7964Y	—
1995-99	4	Neon DOHC 16V	2.0L Y 1996cc	—	—	—	—	7961B,R,Y	—
1995-99	4	Avenger DOHC 16V	2.0L Y 1996cc	—	—	—	—	7961B,R,Y	—
1989-90	4	Daytona, w/Turbo & Shelby Turbo	2.5L J 153	4057	—	—	—	—	—
	4	Shadow, w/Turbo	2.5L J 153	4057	—	—	—	—	—
	4	Spirit	2.5L K 153	4057	—	—	—	—	—
	4	Spirit, w/Turbo	2.5L J 153	4057	—	—	—	—	—
1988-90	4	Dynasty	2.5L K 153	4057	—	—	—	—	—
	4	Omni, w/Fuel Injection	2.2L D 135	4057	—	—	—	—	—
	4	Shadow	2.5L K 153	4057	—	—	—	—	—
	4	Shadow, w/Turbo	2.2L A,C,E 135	4057	—	—	—	—	—
	4	Daytona, Shelby Turbo	2.2L A,C 135	4057	—	—	—	—	—
	4	Shadow	2.2L D 135	4057	—	—	—	—	—
1986-90	4	Daytona	2.5L K 153	4057	—	—	—	—	—
1986-89	4	Lancer, w/Turbo	2.5L J 153	4057	—	—	—	—	—
1986-89	4	Aries	2.5L K 153	4057	—	—	—	—	—
	4	Lancer	2.5L K 153	4057	—	—	—	—	—
1985-89	4	Aries	2.2L D 135	4057	—	—	—	—	—
	4	Lancer	2.2L D 135	4057	—	—	—	—	—
	4	Lancer, w/Turbo	2.2L A,E 135	4057	—	—	—	—	—
1986-88	4	600	2.5L K 153	4057	—	—	—	—	—
1984-88	4	600, w/Turbo	2.2L E 135	4057	—	—	—	—	—
	4	Daytona, w/Turbo	2.2L E 135	4057	—	—	—	—	—
1983-88	4	600	2.2L C,D 135	4057	—	—	—	—	—
1985-87	4	Charger, Shelby Turbo	2.2L E 135	4057	—	—	—	—	—
1983-87	4	Omni 024, Including H.O.	2.2L 8,C 135	4057	—	—	—	—	—
1982-87	4	Charger	2.2L B,C 135	4057	—	—	—	—	—
1981-87	4	Omni	2.2L B,C 135	4057	—	—	—	—	—
	4	Daytona	2.2L D 135	4057	—	—	—	—	—

8800 series wire sets are Spiral core, 8900 series wire sets are Graphite Suppression core. Part # suffix indicates wire set color, B-blue, K-black, R-red, Y-yellow.

Year	Cyl.	Model & Notes	Engine & Code	SuperStock	SuperStock Spiral	8.8mm	Extreme 9000	300+ Race Wire	Armor Shield
DODGE (cont.)									
1983-86	4	Charger, Shelby H.O.	2.2L C 135	4057	—	—	—	—	—
1981-85	4	Aries	2.2L B,C 135	4057	—	—	—	—	—
1982-83	4	400	2.2L B,C 135	4057	—	—	—	—	—
1980-83	4	Omni , Vw Engine	1.7L A,B 105	4057	—	—	—	—	—
	4	Omni 024, Vw Engine	1.7L A,B 105	4057	—	—	—	—	—
1981-82	4	Omni 024	2.2L B 135	4057	—	—	—	—	—
1995-2000	6	Avenger SOHC 24V	2.5L 6G73 2497cc	—	—	—	—	7922B	—
1995-2000	6	Stratus SOHC 24V	2.5L 6G73 2497cc	—	—	—	—	7922B	—
1993-96	6	Stealth R/T, DOHC 24v	3.0L J 2972cc	—	—	—	—	7921B,R,Y	—
	6	Stealth R/T Turbo DOHC 24v Twin Turbo	3.0L K 2972cc	—	—	—	—	7921B,R,Y	—
1991-96	6	Stealth R/T DOHC 24V	3.0L B,J 2972cc	—	—	—	—	7921B,R	—
1991-96	6	Stealth R/T Turbo DOHC 24v Twin Turbo	3.0L C,K 2972cc	—	—	—	—	7921B,R	—
1991-92	6	Stealth R/T, DOHC 24v	3.0L B 2972cc	—	—	—	—	7921B,R,Y	—
	6	Stealth R/T Turbo DOHC 24v Twin Turbo	3.0L C 2972cc	—	—	—	—	7921B,R,Y	—
1983-89	8	Diplomat	5.2L 4,P,S 318	—	5107R	—	—	—	—
1983	8	Mirada	5.2L 4,P,S 318	—	5107R	—	—	—	—
1981-82	8	Diplomat	5.2L K,L,M,N 318	—	5107R	—	—	—	—
1981-82	8	Mirada	5.2L K,L,M,N 318	—	5107R	—	—	—	—
1981	8	St. Regis	5.2L K,L,M,N 318	—	5107R	—	—	—	—
1979-80	8	Aspen	5.2L G,H 318	—	5107R	—	—	—	—
	8	Aspen	5.9L K,L 360	—	5107R	—	—	—	—
	8	Diplomat	5.2L G,H 318	—	5107R	—	—	—	—
1979-80	8	Mirada	5.2L G,H 318	—	5107R	—	—	—	—
	8	St. Regis	5.2L G,H 318	—	5107R	—	—	—	—
	8	St. Regis	5.9L K,L 360	—	5107R	—	—	—	—
1980	8	Mirada	5.9L K,L 360	—	5107R	—	—	—	—
1979	8	Magnum	318 G,H	—	5107R	—	—	—	—
	8	Magnum	360 J,K,L	—	5107R	—	—	—	—
1977-78	8	Diplomat	318 G,H	4047	5047B,K,R,Y	8847	—	7047	—
	8	Diplomat	360 J,K,L	4047	5047B,K,R,Y	8847	—	7047	—
1976-78	8	Aspen	318 G,H	4047	5047B,K,R,Y	8847	—	7047	—
	8	Aspen	360 J,K,L	4047	5047B,K,R,Y	8847	—	7047	—
1973-78	8	Charger	400 N,P	4045	5045K	—	—	7045	—
	8	Monaco	360 J,K,L	4047	5047B,K,R,Y	8847	—	7047	—
	8	Monaco	400 N,P	4045	5045K	—	—	7045	—
	8	Monaco	440 T,U	4045	5045K	—	—	7045	—
1978	8	Magnum	318 G,H	4047	5047B,K,R,Y	8847	—	7047	—
	8	Magnum	360 J,K,L	4047	5047B,K,R,Y	8847	—	7047	—
	8	Magnum	400 N,P	4045	5045K	—	—	7045	—
1973-76	8	Charger	318	4047	5047B,K,R,Y	8847	—	7047	—
	8	Charger	360	4047	5047B,K,R,Y	8847	—	7047	—
	8	Charger	440	4045	5045K	—	—	7045	—
	8	Coronet	318	4047	5047B,K,R,Y	8847	—	7047	—
	8	Coronet	360	4047	5047B,K,R,Y	8847	—	7047	—
	8	Coronet	400	4045	5045K	—	—	7045	—
	8	Coronet	440	4045	5045K	—	—	7045	—
	8	Dart	318	4047	5047B,K,R,Y	8847	—	7047	—
	8	Dart	360	4047	5047B,K,R,Y	8847	—	7047	—
	8	Swinger	318	4047	5047B,K,R,Y	8847	—	7047	—
	8	Swinger	360	4047	5047B,K,R,Y	8847	—	7047	—
1973-74	8	Challenger	318	4047	5047B,K,R,Y	8847	—	7047	—
	8	Challenger	360	4047	5047B,K,R,Y	8847	—	7047	—
1973	8	Challenger, Charger, Coronet, Dart	340	4047	5047B,K,R,Y	8847	—	7047	—
	8	Polara	318	4047	5047B,K,R,Y	8847	—	7047	—

8800 series wire sets are Spiral core, 8900 series wire sets are Graphite Suppression core. Part # suffix indicates wire set color; B-blue, K-black, R-red, Y-yellow.

Year	Cyl.	Model & Notes	Engine & Code	SuperStock	SuperStock Spiral	8.8mm	Extreme 9000	300+ Race Wire	Armor Shield
DODGE (cont.)									
	8	Polara	360	4047	5047B,K,R,Y	8847	—	7047	—
	8	Polara	400	4045	5045K	—	—	7045	—
	8	Polara	440	4045	5045K	—	—	7045	—
	8	Swinger	340	4047	5047B,K,R,Y	8847	—	7047	—
1971-72	8	All Models	360	4047	5047B,K,R,Y	8847	—	7047	—
1968-72	8	All Models	340	4047	5047B,K,R,Y	8847	—	7047	—
1967-72	8	All Models	318	4047	5047B,K,R,Y	8847	—	7047	—
1966-72	8	All Models	440	—	5072K	—	—	7045	—
1972	8	All Models	400	—	5072K	—	—	7045	—
1959-71	8	All Models	383	—	5072K	—	—	7045	—
1964-69	8	All Models	273	4047	5047B,K,R,Y	8847	—	7047	—
1958-66	8	All Models	350, 361	—	5072K	—	—	7045	—
1963-65	8	All Models Std & Maxi Wedge, Not Hemi	426	—	5072K	—	—	7045	—
1959-65	8	All Models	413	—	5072K	—	—	7045	—
1997-2002	10	Viper R/T 10	8.0L E 488	—	—	—	9055	—	—
1996-2002	10	Viper GTS Coupe	8.0L E 488	—	—	—	9055	—	—
1992-96	10	Viper R/T 10	8.0L E 488	—	—	—	9035	—	—
DODGE TRUCK									
1996-2000	4	Caravan, DOHC 16v	2.4L X 2429cc	—	—	—	—	7961B,R,Y	—
	4	Dakota	2.46L 150	—	5133R	—	—	—	—
1989-90	4	Caravan, w/Turbo	2.5L J 153	4057	—	—	—	—	—
	4	Dakota	2.5L G,K 153	4057	—	—	—	—	—
	4	Mini Ram Van, w/Turbo	2.5L J 153	4057	—	—	—	—	—
1987-90	4	Caravan	2.5L K 153	4057	—	—	—	—	—
1986-90	4	Mini Ram Van	2.5L K 153	4057	—	—	—	—	—
1986-88	4	Dakota	2.2L 135	4057	—	—	—	—	—
1984-87	4	Caravan, Mini Ram Van	2.2L C 135	4057	—	—	—	—	—
1982-84	4	Rampage	2.2L B,C 135	4057	—	—	—	—	—
1999-2003	6	R 1500-2500 Pickup	3.9L X 239	—	—	—	9039	—	—
1992-2003	6	B 150-250 Van & Chassis	3.9L X 239	—	—	—	9039	—	—
	6	Dakota	3.9L X 239	—	—	—	9039	—	—
1998-99	6	Durango, Magnum	3.9L X 239	—	—	—	9039	—	—
1992-93	6	D,W 150-250 Pickup, Magnum	3.9L X 239	—	—	—	9039	—	—
1988-91	6	B 150-250 Van & Chassis w/Throttle Body Injection	3.9L X 239	4096	—	—	—	—	—
	6	D,W 150-250 Pickup w/Throttle Body Injection	3.9L X 239	4096	—	—	—	—	—
	6	Dakota, w/Throttle Body Injection	3.9L X 239	4096	—	—	—	—	—
1986-87	6	Dakota, w/2bbl Carb	3.9L H 239	4096	—	—	—	—	—
1999-2001	8	All Models Magnum V8	5.2L 318	—	—	—	9060	—	—
1999-2002	8	All Models Magnum V8	5.9L 360	—	—	—	9060	—	—
1994-98	8	R 1500-2500 Pickup, Magnum	5.2L Y 318	—	—	—	9023	—	—
	8	R 1500-3500 Pickup Magnum Lt & HD Emissions	5.9L 5,Z 360	—	—	—	9023	—	—
1993-98	8	B 250-350 Van & Chassis Magnum Lt & HD Emissions	5.9L 5,Z 360	—	—	—	9023	—	—
1992-98	8	B 150-350 Van & Chassis, Magnum	5.2L Y 318	—	—	—	9023	—	—
	8	Dakota, Magnum	5.2L Y 318	—	—	—	9023	—	—
1998	8	Durango, Magnum	5.2L Y 318	—	—	—	9023	—	—
	8	Durango, Magnum Lt Emissions	5.9L 5 360	—	—	—	9023	—	—
1992-93	8	D,W 150-350 Pickup, Magnum	5.2L Y 318	—	—	—	9023	—	—
	8	Ramcharger, Magnum	5.2L Y 318	—	—	—	9023	—	—
1993	8	D,W 150-350 Pickup Magnum Lt & HD Emissions	5.9L 5,Z 360	—	—	—	9023	—	—
	8	Ramcharger Magnum Lt & HD Emissions	5.9L 5,Z 360	—	—	—	9023	—	—
1989-92	8	B 250-350 Van & Chassis w/Throttle Body Injection	5.9L 5,Z 360	—	5107R	—	—	—	—
	8	D,W 150-350 Pickup w/Throttle Body Injection	5.9L 5,Z 360	—	5107R	—	—	—	—
	8	Ramcharger w/Throttle Body Injection	5.9L 5 360	—	5107R	—	—	—	—
1988-91	8	B 150-350 Van & Chassis w/Throttle Body Injection	5.2L Y 318	—	5107R	—	—	—	—
	8	D,W 150-350 Pickup w/Throttle Body Injection	5.2L Y 318	—	5107R	—	—	—	—

8800 series wire sets are Spiral core, 8900 series wire sets are Graphite Suppression core. Part # suffix indicates wire set color; B-blue, K-black, R-red, Y-yellow.

Year	Cyl.	Model & Notes	Engine & Code	SuperStock	SuperStock Spiral	8.8mm	Extreme 9000	300+ Race Wire	Armor Shield
DODGE TRUCK (cont.)									
	8	Ramcharger w/Throttle Body Injection	5.2L Y 318	—	5107R	—	—	—	—
1991	8	Dakota w/Throttle Body Injection	5.2L Y 318	—	5107R	—	—	—	—
1989	8	Dakota, Shelby	5.2L Y 318	—	5107R	—	—	—	—
1986-88	8	B 250-350 Van & Chassis	5.9L 1,5,W 360	—	5107R	—	—	—	—
	8	D,W 150-350 Pickup	5.9L W 360	—	5107R	—	—	—	—
	8	Ramcharger	5.9L W 360	—	5107R	—	—	—	—
1983-87	8	B 150-350 Van & Chassis	5.2L T,U 318	—	5107R	—	—	—	—
	8	D,W 150-350 Pickup	5.2L T,U 318	—	5107R	—	—	—	—
	8	Ramcharger	5.2L T,U 318	—	5107R	—	—	—	—
1982-85	8	B 250-350 Van & Chassis	5.9L 1,W 360	—	5107R	—	—	—	—
	8	D,W 150-350 Pickup	5.9L 1,W 360	—	5107R	—	—	—	—
	8	Ramcharger	5.9L W 360	—	5107R	—	—	—	—
1981-82	8	B 150-350 Van & Chassis	5.2L P,R 318	—	5107R	—	—	—	—
	8	D,W 150-350 Pickup	5.2L P,R 318	—	5107R	—	—	—	—
	8	Ramcharger	5.2L P,R 318	—	5107R	—	—	—	—
1980-81	8	M,R 350 Van & RV Chassis	5.9L T 360	—	5107R	—	—	—	—
	8	Motor Home Chassis	5.9L T 360	—	5107R	—	—	—	—
1981	8	B 250-350 Van & Chassis	5.9L T 360	—	5107R	—	—	—	—
	8	D,W 150-350 Pickup	5.9L T 360	—	5107R	—	—	—	—
	8	Ramcharger	5.9L T 360	—	5107R	—	—	—	—
1979-80	8	B 100-300 Van & Chassis	5.2L E,P 318	—	5107R	—	—	—	—
	8	B 200-300 Van & Chassis	5.9L F,T 360	—	5107R	—	—	—	—
	8	D,W 100-300 Pickup	5.2L E,P 318	—	5107R	—	—	—	—
	8	D,W 100-300 Pickup	5.9L F,T 360	—	5107R	—	—	—	—
	8	Ramcharger	5.2L E,P 318	—	5107R	—	—	—	—
	8	Ramcharger	5.9L F,T 360	—	5107R	—	—	—	—
1973-78	8	B 100-300 Van & Chassis	318 E	4047	5047B,K,R,Y	8847	—	7047	—
	8	B 100-300 Van & Chassis	360 F	4047	5047B,K,R,Y	8847	—	7047	—
	8	D,W 100-300 Pickup	318 E	4047	5047B,K,R,Y	8847	—	7047	—
	8	D,W 100-300 Pickup	360 F	4047	5047B,K,R,Y	8847	—	7047	—
1973-78	8	D,W 100-300 Pickup	400 J	4045	5045K	—	—	—	—
	8	D,W 100-300 Pickup	440 D	4045	5045K	—	—	—	—
	8	Ramcharger	318 E	4047	5047B,K,R,Y	8847	—	7047	—
	8	Ramcharger	360 F	4047	5047B,K,R,Y	8847	—	7047	—
	8	Ramcharger	400 J	4045	5045K	—	—	—	—
	8	Ramcharger	440 D	4045	5045K	—	—	—	—
1967-72	8	All Models	318	4047	5047B,K,R,Y	8847	—	7047	—
1960-72	8	All Models	413	—	5072K	—	—	7045	—
1972	8	All Models	360	4047	5047B,K,R,Y	8847	—	7047	—
1972	8	All Models	400	—	5072K	—	—	7045	—
1967-71	8	All Models	383	—	5072K	—	—	7045	—
1961-68	8	All Models	361	—	5072K	—	—	7045	—
1964-67	8	All Models	273	4047	5047B,K,R,Y	8847	—	7047	—
DODGE MD TRUCK									
1979-81	8	All 400-700 Series	5.2L 318	—	5107R	—	—	—	—
	8	All 400-700 Series	5.9L 360	—	5107R	—	—	—	—
1972-78	8	All 400-700 Series	360	4047	5047B,K,R,Y	8847	—	7047	—
1967-78	8	All 400-700 Series	318	4047	5047B,K,R,Y	8847	—	7047	—
EAGLE									
1994-98	4	Talon, DOHC 16v	2.0L Y 1996cc	—	—	—	—	7961B,R,Y	—
1994-98	4	Talon Turbo, DOHC 16v Turbo	2.0L F 1997cc	—	—	—	—	7920B,R,Y	—
1993-94	4	Talon, DOHC 16v	2.0L E 1997cc	—	—	—	—	7920B,R,Y	—
	4	Talon Turbo, DOHC 16v Turbo	2.0L F 1997cc	—	—	—	—	7920B,R,Y	—
1990-92	4	Talon, DOHC 16v	2.0L R 1997cc	—	—	—	—	7920B,R,Y	—

8800 series wire sets are Spiral core, 8900 series wire sets are Graphite Suppression core. Part # suffix indicates wire set color; B-blue, K-black, R-red, Y-yellow.

Year	Cyl.	Model & Notes	Engine & Code	SuperStock	SuperStock Spiral	8.8mm	Extreme 9000	300+ Race Wire	Armor Shield
EAGLE									
	4	Talon Turbo, DOHC 16v Turbo	2.0L U 1997cc	—	—	—	—	7920B,R,Y	—
1989-90	4	Summit, DOHC 16v	1.6L Y 1589cc	—	—	—	—	7920B,R,Y	—
FORD									
1991-93	4	Mustang, w/Twin Plug Heads	2.3L M 140	—	5132B	—	—	—	—
1994-99	6	Mustang (1/4/99 or newer)	3.8L 4 232	—	5136B	—	—	—	—
1994-99	6	Mustang (up to 1/4/99)	3.8L 4 232	—	5132B	—	—	—	—
1994-97	6	Thunderbird w/oSupercharger Calif. Only	3.8L 4 232	—	5136B	—	—	—	—
1989-95	6	Thunderbird, w/Supercharger	3.8L R 232	—	—	—	9030	—	—
1993-97	6	Probe DOHC 24V	2.5L B 152	—	—	—	—	7935B,R,Y	—
1990-92	6	Probe	3.0L U 182	—	5127B	—	—	—	—
1996-98	8	Mustang, Cobra DOHC 32v	4.6L V 281	—	—	—	—	7141A	—
1994-98	8	Mustang, Saleen S-351, S-351 RS	5.8L 351W	—	—	—	9040	7054	—
1996-97	8	Mustang, SOHC	4.6L X 281	—	—	—	—	7139	—
1994-97	8	Thunderbird, SOHC	4.6L W 281	—	5137B	—	—	—	—
1992-97	8	Crown Victoria, SOHC	4.6L W 281	—	5137B	—	—	—	—
1994-95	8	Mustang	5.0L T 302	—	—	—	9040	7054	—
1995	8	Mustang Cobra R w/H.O. GT-40 351W	5.8L 351W	—	—	—	9040	7054	—
1994	8	Mustang, Corba	5.0L D 302	—	—	—	9040	7054	—
1991-93	8	Thunderbird	5.0L T 302	—	—	—	9040	7054	—
1989-93	8	Mustang	5.0L E 302	4056	5056B	8854	9022	7054	—
1993	8	Mustang, Corba	5.0L D 302	4056	5056B	8854	9022	7054	—
1987-91	8	Crown Victoria	5.0L F 302	4054	—	8854	9022	7054	—
1983-91	8	Crown Victoria, w/oEEC-IV	5.8L G 351W	4069	5069B	8869	—	7069	—
1986-88	8	Mustang, w/Multi-Port Fuel Injection	5.0L E 302	4056	5056B	8854	9022	7054	—
	8	Thunderbird	5.0L F 302	4054	—	8854	9022	7054	—
1984-85	8	Crown Victoria, w/EEC-IV	5.0L F 302	4054	—	8854	9022	7054	—
	8	Crown Victoria, w/oEEC-IV	5.0L F 302	4069	5069B	8869	—	7069	—
	8	LTD, LX w/H.O. Fuel Injection	5.0L F 302	4056	5056B	—	9022	7054	—
	8	Mustang, Automatic, Fuel Inj. (EEC-IV)	5.0L F 302	4056	5056B	8854	9022	7054	—
	8	Mustang Manual, 4bbl Carb (w/oEEC-IV)	5.0L M 302	4069	5069B	8869	—	7069	—
	8	Thunderbird, w/Carb (w/oEEC-IV)	5.0L F 302	4069	5069B	8869	—	7069	—
	8	Thunderbird w/Fuel Injection (w/EEC-IV)	5.0L F 302	4054	—	8854	9022	7054	—
1982-83	8	Mustang, w/2bbl Carb	5.0L F 302	4069	5069B	8869	—	7069	—
1980-83	8	Thunderbird	5.0L F 302	4069	5069B	8869	—	7069	—
1983	8	Crown Victoria	5.0L F 302	4069	5069B	8869	—	7069	—
1981-82	8	LTD, Crown Victoria	4.2L D 255	4069	5069B	8869	—	7069	—
1980-82	8	Fairmont, Mustang, Thunderbird	4.2L D 255	4069	5069B	8869	—	7069	—
	8	LTD, Crown Victoria	5.0L F 302	4069	5069B	8869	—	7069	—
1979-82	8	LTD, Crown Victoria	5.8L G 351W	4069	5069B	8869	—	7069	—
1980-81	8	Granada	4.2L D 255	4069	5069B	8869	—	7069	—
1980	8	Fairmont, Futura, Granada	5.0L F 302	4069	5069B	8869	—	7069	—
	8	Futura	4.2L D 255	4069	5069B	8869	—	7069	—
1977-79	8	Granada	302	4052	—	—	—	—	—
	8	LTD II	302	4052	—	—	—	—	—
	8	LTD II	351M	4068	—	—	—	—	—
	8	Mustang	302	4052	—	—	—	—	—
	8	Thunderbird	351M	4068	—	—	—	—	—
1979	8	LTD II	351W	4069	5069B	8869	—	7069	—
1979	8	Thunderbird	351W	4069	5069B	8869	—	7069	—
1977-78	8	Granada	351W	4052	—	—	—	—	—
	8	LTD	351M	4068	—	—	—	—	—
	8	LTD	351W	4052	—	—	—	—	—
	8	LTD	400	4068	—	—	—	—	—
	8	LTD II	351W	4052	—	—	—	—	—
	8	LTD II	400	4068	—	—	—	—	—

8800 series wire sets are Spiral core, 8900 series wire sets are Graphite Suppression core. Part # suffix indicates wire set color; B-blue, K-black, R-red, Y-yellow.

Year	Cyl.	Model & Notes	Engine & Code	SuperStock	SuperStock Spiral	8.8mm	Extreme 9000	300+ Race Wire	Armor Shield
FORD (cont.)									
1977-78	8	Thunderbird	351W	4052	—	—	—	—	—
	8	Thunderbird	400	4068	—	—	—	—	—
1977	8	LTD	302	4052	—	—	—	—	—
	8	LTD	460	4052	—	—	—	—	—
	8	Maverick	302	4052	—	—	—	—	—
	8	Thunderbird	302	4052	—	—	—	—	—
1975-76	8	Elite	351M	4046	5046B	8846	—	—	—
	8	Elite	351W	4047	5047B,K,R,Y	8847	—	7047	—
	8	Elite	400	4046	5046B	8846	—	—	—
	8	Elite	460	4046	5046B	8846	—	—	—
	8	Granada	302	4047	5047B,K,R,Y	8847	—	7047	—
	8	Granada, LTD	351W	4047	5047B,K,R,Y	8847	—	7047	—
	8	LTD	400	4046	5046B	8846	—	—	—
	8	Maverick, Mustang	302	4047	5047B,K,R,Y	8847	—	7047	—
	8	Thunderbird	460	4046	5046B	8846	—	—	—
	8	Torino	302	4047	5047B,K,R,Y	8847	—	7047	—
	8	Torino	351M	4046	5046B	8846	—	—	—
	8	Torino	351W	4047	5047B,K,R,Y	8847	—	7047	—
	8	Torino	400	4046	5046B	8846	—	—	—
	8	Torino	460	4046	5046B	8846	—	—	—
1972-74	8	All Models	460	4046	5046B	8846	—	—	—
1971-74	8	All Models	400C	4046	5046B	8846	—	—	—
1970-74	8	All Models, Cleveland	351C, CJ, BOSS	4046	5046B	8846	—	—	—
1969-74	8	All Models, Windsor	351W	4047	5047B,K,R,Y	8847	—	7047	—
1968-74	8	All Models, Except Boss 302	302	4047	5047B,K,R,Y	8847	—	7047	—
1968-73	8	All Models, Except Boss 429	429, CJ, SCJ	4046	5046B	8846	—	—	—
1969-71	8	All Models, Boss 302	302 BOSS	4046	5046B	8846	—	—	—
1961-71	8	All Models	390, 406	4046	5046B	8846	—	—	—
1966-71	8	All Models	428, CJ	4046	5046B	8846	—	—	—
1964-68	8	All Models	427	4046	5046B	8846	—	—	—
1963-68	8	All Models	289	4047	5047B,K,R,Y	8847	—	7047	—
1958-66	8	All Models	352	4046	5046B	8846	—	—	—
1962-64	8	All Models	221, 260	4047	5047B,K,R,Y	8847	—	7047	—
1958-60	8	All Models	332, 410, 430	4046	5046B	8846	—	—	—
FORD TRUCKS									
1998-2001	4	Ranger, w/Twin Plug Head	2.5L C 156	—	5132B	—	—	—	—
1991-97	4	Ranger, w/Twin Plug Head	2.3L A 140	—	5132B	—	—	—	—
1989-90	4	Ranger, w/Single Plug Head	2.3L A 140	—	—	—	—	—	—
	4	Ranger, w/Twin Plug Head	2.3L A 140	—	5132B	—	—	—	—
1991-98	6	Aerostar	4.0L X 244	—	—	—	9032	—	—
1991-96	6	Explorer	4.0L X 244	—	—	—	9032	—	—
1990-96	6	E 150-350 Van	4.9L Y 300	—	5124B	—	—	—	—
	6	E 350 Van Chassis, RV	4.9L Y 300	—	5124B	—	—	—	—
	6	F 150-350 Pickup	4.9L Y 300	—	5124B	—	—	—	—
	6	Ranger	4.0L X 244	—	—	—	9032	—	—
1991-94	6	Ranger	3.0L U 183	—	5127B	—	—	—	—
1986-94	6	Aerostar	3.0L U 183	—	5127B	—	—	—	—
1990-92	6	Bronco	4.9L Y 300	—	5124B	—	—	—	—
1987-89	6	Bronco, w/Fuel Injection	4.9L Y 300	—	5124B	—	—	—	—
	6	E 150-350 Van, w/Fuel Injection	4.9L Y 300	—	5124B	—	—	—	—
	6	E 350 Van Chassis, RV, w/Fuel Injection	4.9L Y 300	—	5124B	—	—	—	—
	6	F 150-350 Pickup, w/Fuel Injection	4.9L Y 300	—	5124B	—	—	—	—
1984-86	6	Bronco, w/EEC-IV	4.9L Y 300	—	5124B	—	—	—	—
	6	E 150-350 Van, w/EEC-IV	4.9L Y 300	—	5124B	—	—	—	—
	6	E 150-350 Van, w/oEECiv	4.9L Y 300	—	5124B	—	—	—	—

8800 series wire sets are Spiral core, 8900 series wire sets are Graphite Suppression core. Part # suffix indicates wire set color; B-blue, K-black, R-red, Y-yellow.

Year	Cyl.	Model & Notes	Engine & Code	SuperStock	SuperStock Spiral	8.8mm	Extreme 9000	300+ Race Wire	Armor Shield
FORD TRUCKS (cont.)									
	6	E 350 Van Chassis, RV, w/EEC-IV	4.9L Y 300	—	5124B	—	—	—	—
1984-86	6	E 350 Van Chassis, RV, w/oEECiv	4.9L Y 300	—	5124B	—	—	—	—
	6	F 150-350 Pickup, w/EEC-IV	4.9L Y 300	—	5124B	—	—	—	—
	6	F 150-350 Pickup, w/oEEC-IV	4.9L Y 300	—	5124B	—	—	—	—
1983-86	6	Bronco, w/oEEC-IV	4.9L Y 300	—	5124B	—	—	—	—
1983	6	E 100-350 Van	4.9L Y 300	—	5124B	—	—	—	—
	6	E 350 Van Chassis, RV	4.9L Y 300	—	5124B	—	—	—	—
	6	F 100-350 Pickup	4.9L Y 300	—	5124B	—	—	—	—
1980-82	6	Bronco	4.9L E 300	—	5124B	—	—	—	—
	6	E 100-350 Van	4.9L E 300	—	5124B	—	—	—	—
	6	E 350 Van Chassis, RV	4.9L E 300	—	5124B	—	—	—	—
	6	F 100-350 Pickup	4.9L E 300	—	5124B	—	—	—	—
1977-79	6	E 100-350 Van	4.9L B 300	—	5124B	—	—	—	—
	6	E 250-350 Van Chassis, RV	4.9L B 300	—	5124B	—	—	—	—
	6	F 100-350 Pickup	4.9L B 300	—	5124B	—	—	—	—
1997-99	8	E 150-250 Van, SOHC Triton	4.6L W,6 281	—	5137B	—	—	—	—
	8	Expedition, SOHC Triton	4.6L W,6 281	—	5137B	—	—	—	—
	8	F 150-250 Pickup, SOHC Triton	4.6L W,6 281	—	5137B	—	—	—	—
1996-97	8	Explorer	5.0L P 302	—	—	—	—	—	—
	8	F 150-350 Pickup w/Multi-Port Fuel Injection	5.8L H 351W	—	5056B	—	9022	7054	—
1990-97	8	F 450 Super Duty Chassis w/Multi-Port Fuel Injection	7.5L G 460	4056	5056B	8854	9022	7054	—
1988-97	8	F 250-350 Pickup w/Multi-Port Fuel Injection	7.5L G 460	4056	5056B	8854	9022	7054	—
1994-96	8	Bronco w/Multi-Port Fuel Injection	5.0L N 302	—	5056B	8854	9022	7054	—
	8	E 150-250 Van w/Multi-Port Fuel Injection	5.0L N 302	—	5056B	8854	9022	7054	—
	8	F 150-250 Pickup w/Multi-Port Fuel Injection	5.0L N 302	—	5056B	8854	9022	7054	—
1988-96	8	Bronco w/Multi-Port Fuel Injection	5.8L H 351W	—	5056B	—	9022	7054	—
	8	E 150-350 Van w/Multi-Port Fuel Injection	5.8L H 351W	—	5056B	—	9022	7054	—
	8	E 250-350 Van w/Multi-Port Fuel Injection	7.5L G 460	4056	5056B	8854	9022	7054	—
	8	E 350 Van Chassis, RV w/Multi-Port Fuel Injection	5.8L H 351W	—	5056B	—	9022	7054	—
1988-96	8	E 350 Van Chassis, RV w/Multi-Port Fuel Injection	7.5L G 460	4056	5056B	8854	9022	7054	—
1993-95	8	F 150 Lightning, H.O. GT-40 351W	5.8L R 351W	—	—	—	9040	7054	—
	8	F 150-350 Pickup, Except Lightning	5.8L H 351W	—	5056B	—	9022	7054	—
1988-93	8	Bronco w/Multi-Port Fuel Injection	5.0L N 302	4056	5056B	8854	9022	7054	—
	8	E 150-250 Van w/Multi-Port Fuel Injection	5.0L N 302	4056	5056B	8854	9022	7054	—
	8	F 150-250 Pickup w/Multi-Port Fuel Injection	5.0L N 302	4056	5056B	8854	9022	7054	—
1988-92	8	F 150-350 Pickup w/Multi-Port Fuel Injection	5.8L H 351W	—	5056B	—	9022	7054	—
1986-87	8	Bronco, w/Fuel Injection	5.0L N 302	4054	—	8854	9022	7054	—
	8	E 150-250 Van, w/Fuel Injection	5.0L N 302	4054	—	8854	9022	7054	—
	8	F 150-250 Pickup, w/Fuel Injection	5.0L N 302	4054	—	8854	9022	7054	—
1983-87	8	Bronco 2bbl & 4bbl Carb w/EEC-IV	5.8L G,H 351W	4056	5056B	—	9022	7054	—
	8	Bronco 2bbl & 4bbl Carb w/oEEC-IV	5.8L G,H 351W	4069	5069B	8869	—	7069	—
	8	E 150-350 Van 2bbl & 4bbl Carb w/EEC-IV	5.8L G,H 351W	4056	5056B	—	9022	7054	—
	8	E 150-350 Van 2bbl & 4bbl Carb w/oEEC-IV	5.8L G,H 351W	4069	5069B	8869	—	7069	—
	8	E 350 Van Chassis, RV 2bbl & 4bbl Carb w/EEC-IV	5.8L G,H 351W	4056	5056B	—	9022	7054	—
	8	E 350 Van Chassis, RV 2bbl & 4bbl Carb w/oEEC-IV	5.8L G,H 351W	4069	5069B	8869	—	7069	—
	8	F 150-350 Pickup 2bbl & 4bbl Carb w/EEC-IV	5.8L G,H 351W	4056	5056B	—	9022	7054	—
	8	F 150-350 Pickup 2bbl & 4bbl Carb w/oEEC-IV	5.8L G,H 351W	4069	5069B	8869	—	7069	—
1980-87	8	E 250-350 Van, w/4bbl Carb	7.5L L 460	4052	—	—	—	—	—
	8	E 350 Van Chassis, RV, w/4bbl Carb	7.5L L 460	4052	—	—	—	—	—
	8	F 250-350 Pickup, w/4bbl Carb	7.5L L 460	4052	—	—	—	—	—
1983-85	8	Bronco, w/EEC-IV	5.0L F 302	4054	—	8854	9022	7054	—
	8	Bronco, w/oEEC-IV	5.0L F 302	4069	5069B	8869	—	7069	—
	8	E 100-250 Van, w/EEC-IV	5.0L F 302	4054	—	8854	9022	7054	—
	8	E 100-250 Van, w/oEEC-IV	5.0L F 302	4069	5069B	8869	—	7069	—

8800 series wire sets are Spiral core, 8900 series wire sets are Graphite Suppression core. Part # suffix indicates wire set color; B-blue, K-black, R-red, Y-yellow.

Year	Cyl.	Model & Notes	Engine & Code	SuperStock	SuperStock Spiral	8.8mm	Extreme 9000	300+ Race Wire	Armor Shield
FORD TRUCKS (cont.)									
	8	F 100-250 Pickup, w/EEC-IV	5.0L F 302	4054	—	8854	9022	7054	—
	8	F 100-250 Pickup, w/oEEC-IV	5.0L F 302	4069	5069B	8869	—	7069	—
1981-82	8	F 100-150 Pickup	4.2L D 255	4069	5069B	8869	—	7069	—
1980-82	8	Bronco	5.0L F 302	4069	5069B	8869	—	7069	—
	8	Bronco	5.8L G 351W	4069	5069B	8869	—	7069	—
	8	E 100-250 Van	5.0L F 302	4069	5069B	8869	—	7069	—
	8	F 100-250 Pickup	5.0L F 302	4069	5069B	8869	—	7069	—
1979-82	8	E 100-350 Van	5.8L G 351W	4069	5069B	8869	—	7069	—
	8	E 350 Van Chassis, RV	5.8L G 351W	4069	5069B	8869	—	7069	—
	8	F 100-350 Pickup	5.8L G 351W	4069	5069B	8869	—	7069	—
1977-82	8	E 100-350 Van	6.6L Z 400	4068	—	—	—	—	—
	8	F 100-350 Pickup	6.6L Z 400	4068	—	—	—	—	—
1977-81	8	E 100-350 Van	5.8L H 351M	4068	—	—	—	—	—
	8	E 250-350 Van Chassis, RV	5.8L H 351M	4068	—	—	—	—	—
	8	F 100-350 Pickup	5.8L H 351M	4068	—	—	—	—	—
1978-79	8	Bronco	400	4068	—	—	—	—	—
1977-79	8	E 250-350 Van	460	4052	—	—	—	—	—
	8	E 250-350 Van Chassis, RV	460	4052	—	—	—	—	—
	8	F 100-350 Pickup	460	4052	—	—	—	—	—
	8	Ranchero	351M	4068	—	—	—	—	—
1979	8	Bronco	351M	4068	—	—	—	—	—
	8	E 100-250 Van	302	4069	5069B	8869	—	7069	—
1979	8	F 100-250 Pickup	302	4069	5069B	8869	—	7069	—
	8	Ranchero	302	4069	5069B	8869	—	7069	—
	8	Ranchero	351W	4069	5069B	8869	—	7069	—
1977-78	8	E 100-350 Van	351W	4052	—	—	—	—	—
	8	F 100-250 Pickup	302	4052	—	—	—	—	—
	8	F 100-350 Pickup	351W	4052	—	—	—	—	—
	8	Ranchero	302	4052	—	—	—	—	—
	8	Ranchero	351W	4052	—	—	—	—	—
	8	Ranchero	400	4068	—	—	—	—	—
1978	8	Bronco	351W	4052	—	—	—	—	—
1977	8	Bronco	302	4052	—	—	—	—	—
	8	Ranchero	460	4052	—	—	—	—	—
1975-76	8	Bronco	302	4047	5047B,K,R,Y	8847	—	7047	—
	8	E 100-350 Van	351W	4047	5047B,K,R,Y	8847	—	7047	—
	8	E 250-350 Van	460	4046	5046B	8846	—	—	—
	8	F 100-350 Pickup	302	4047	5047B,K,R,Y	8847	—	7047	—
	8	F 100-350 Pickup	351W	4047	5047B,K,R,Y	8847	—	7047	—
	8	F 100-350 Pickup	360	4046	5046B	8846	—	—	—
	8	F 100-350 Pickup	390	4046	5046B	8846	—	—	—
	8	F 100-350 Pickup	460	4046	5046B	8846	—	—	—
	8	Ranchero	302	4047	5047B,K,R,Y	8847	—	7047	—
	8	Ranchero	351M	4046	5046B	8846	—	—	—
	8	Ranchero	351W	4047	5047B,K,R,Y	8847	—	7047	—
	8	Ranchero	400	4046	5046B	8846	—	—	—
	8	Ranchero	460	4046	5046B	8846	—	—	—
1973-74	8	All Models	460	4046	5046B	8846	—	—	—
1971-74	8	All Models	400C	4046	5046B	8846	—	—	—
1970-74	8	All Models	351C	4046	5046B	8846	—	—	—
1969-74	8	All Models	351W	4047	5047B,K,R,Y	8847	—	7047	—
1968-74	8	All Models	302	4047	5047B,K,R,Y	8847	—	7047	—
1978-81	8	All Models	330, 360, 390	4046	5046B	8846	—	—	—
1965-68	8	All Models	289	4047	5047B,K,R,Y	8847	—	7047	—
1965-67	8	All Models	352	4046	5046B	8846	—	—	—

8800 series wire sets are Spiral core, 8900 series wire sets are Graphite Suppression core. Part # suffix indicates wire set color; B-blue, K-black, R-red, Y-yellow.

Year	Cyl.	Model & Notes	Engine & Code	SuperStock	SuperStock Spiral	8.8mm	Extreme 9000	300+ Race Wire	Armor Shield
FORD MD									
1977-79	6	All 350-600 Series w/Dura-Spark Ignition	300	—	5124B	—	—	—	—
1991-96	8	All 500-900 Series, w/EEC-IV	7.0L K 429	4056	5056B	—	9022	7054	—
1988-96	8	All 500-900 Series w/Multi-Port Fuel Injection	7.5L G 460	4056	—	8854	9022	7054	—
1988-90	8	All 500-900 Series, w/EEC-IV	7.5L 460	4056	5056B	—	9022	7054	—
1982-87	8	All 500-900 Series, w/oEEC-IV	7.5L 460	4052	—	—	—	—	—
1980-84	8	All 500-900 Series	6.1L 370,7.0L 429	4069	5069B	8869	—	7069	—
1958-81	8	All 750-1100 Series w/oDura-Spark Ignition	401, 477, 534	4046	5046B	8846	—	—	—
1972-79	8	All 750-1100 Series w/oDura-Spark Ignition	475	4046	5046B	8846	—	—	—
1979	8	All 500-900 Series	370, 429	4052	—	—	—	—	—
1973-78	8	All 500-900 Series w/oDura-Spark Ignition	359, 389	4046	5046B	8846	—	—	—
1964-78	8	All 500-900 Series w/oDura-Spark Ignition	330, 361, 391	4046	5046B	8846	9006	—	—
GMC									
1994-2000	4	Sonoma	2.2L 4 134	—	—	—	—	7968B,R,Y	—
1991-93	4	Sonoma	2.5L A,E 151	4059	—	—	—	—	—
1985-90	4	S,T 15 Pickup, Safari Van	2.5L E 151	4059	—	—	—	—	—
1985-88	4	S,T 15 Jimmy	2.5L E 151	4059	—	—	—	—	—
1996-98	6	C,K 1500-2500 Pickup, Vortec w/SFI	4.3L W 262	—	—	—	9044	—	—
1996-2001	6	G 15-35 Van, Vortec w/SFI	4.3L W 262	—	—	—	9044	—	—
	6	P 25-35 Van & Chassis, Vortec w/SFI	4.3L W 262	—	—	—	9044	—	—
1995-2001	6	Safari Van, Vortec w/SFI	4.3L W 262	—	—	—	9044	—	—
1996-2001	6	Sonoma, Vortec w/SFI	4.3L X 262	—	—	—	9044	—	—
1995-2001	6	Jimmy, Envoy, Vortec w/SFI, Sonoma, Vortec w/SFI	4.3L W 262	—	—	—	9044	—	—
1991-95	6	Sonoma	4.3L Z 262	4093	—	8893	9031	—	—
1990-95	6	G 15-35 Van, P 25-35 Van & Chassis	4.3L Z 262	4093	—	8893	9031	—	—
1988-95	6	C,K 1500-2500 Pickup	4.3L Z 262	4093	—	8893	9031	—	—
1986-95	6	Safari Van, w/oH.O.	4.3L Z 262	4093	—	8893	9031	—	—
1992-94	6	S,T 15 Jimmy, Safari Van, Sonoma, all w/H.O.	4.3L W 262	4093	—	8893	9031	—	—
1988-94	6	S,T 15 Jimmy	4.3L Z 262	4093	—	8893	9031	—	—
1992-93	6	Typhoon, Turbo AWD	4.3L Z 262	—	—	—	—	—	—
1991-93	6	Sonoma	2.8L B,R 173	—	—	—	—	—	—
1991-92	6	Syclone, Turbo AWD	4.3L Z 262	—	—	—	—	—	—
1990-91	6	Safari Van, w/H.O.	4.3L B 262	4093	—	8893	9031	—	—
1988-90	6	S,T 15 Pickup	4.3L Z 262	4093	—	8893	9031	—	—
1985-90	6	S,T 15 Pickup	2.8L B,R 173	—	—	—	—	—	—
1988-89	6	R,V 2500HD-3500 Pickup	4.8L T 292	—	—	—	—	—	—
1987-89	6	G 15-25 Van	4.3L Z 262	4093	—	8893	9031	—	—
1985-89	6	S,T 15 Jimmy	2.8L B,R 173	—	—	—	—	—	—
1975-89	6	P 25-35 Van & Chassis, w/HEI	4.8L T 292	—	—	—	—	—	—
1978-87	6	Cabellero	3.8L A 231	—	—	—	—	—	—
1987	6	C,K 15-25 Pickup	4.3L Z 262	4093	—	8893	9031	—	—
2007	8	Envoy Denali, Sierra 1500, Yukon Denali, Yukon Y/3/O/J/L/M/8	5.3/4.8/6.0/6.2	—	—	—	9065	—	—
2005-06	8	Envoy Denali, Envoy	5.3L M	—	—	—	9065	—	—
2001-06	8	C,K 2500HD-3500 Sierra	8.1L	—	—	—	9065	—	—
1999-2006	8	C,K 1500 Sierra Gen III LS1 Vortec, Envoy	4.8L	—	—	—	9059	—	—
	8	C,K 1500-2500 Sierra, Yukon, Denali Gen III LS1 Vortec	5.3L	—	—	—	9059	—	—
	8	C,K 2500 Sierra, Yukon Gen III LS1 Vortec	6.0L	—	—	—	9059	—	—
1996-2000	8	C,K 2500HD-3500 Pickup Vortec w/SFI	7.4L J 454	—	—	—	9043	—	—
	8	C,K,G 3500HD Cab & Chassis Vortec w/SFI	7.4L J 454	—	—	—	9043	—	—
	8	G 35 Van, Vortec w/SFI	7.4L J 454	—	—	—	9043	—	—
1996-99	8	P Series Van & RV Chassis Vortec w/SFI	7.4L J 454	—	—	—	9043	—	—
1996-2000	8	Suburban, Yukon, Denali Vortec w/SFI	5.7L R 350	—	—	—	9042	—	—
	8	Suburban, Yukon, Denali Vortec w/SFI	7.4L J 454	—	—	—	9043	—	—
	8	Yukon, Denali, Vortec w/SFI	5.7L R 350	—	—	—	9042	—	—

8800 series wire sets are Spiral core, 8900 series wire sets are Graphite Suppression core. Part # suffix indicates wire set color; B-blue, K-black, R-red, Y-yellow.

Year	Cyl.	Model & Notes	Engine & Code	SuperStock	SuperStock Spiral	8.8mm	Extreme 9000	300+ Race Wire	Armor Shield
GMC (cont.)									
1996-2000	8	C,K 1500-2500 Pickup, Vortec w/SFI	5.0L M 305	—	—	—	9042	—	—
	8	C,K 1500-3500 Pickup, Vortec w/SFI	5.7L R 350	—	—	—	9042	—	—
	8	G 15-35 Van , Vortec w/SFI	5.0L M 305	—	—	—	9042	—	—
	8	G 15-35 Van , Vortec w/SFI	5.7L R 350	—	—	—	9042	—	—
	8	P Series Van & RV Chassis, Vortec w/SFI	5.0L M 305	—	—	—	9042	—	—
	8	P Series Van & RV Chassis, Vortec w/SFI	5.7L R 350	—	—	—	9042	—	—
1990-99	8	P Series Van & RV Chassis w/Throttle Body Injection	7.4L N 454	—	—	—	9024	—	—
1990-95	8	C,K 2500HD-3500 Pickup w/Throttle Body Injection	7.4L N 454	—	—	—	9024	—	—
	8	C,K,G 3500HD Cab & Chassis w/Throttle Body Injection	7.4L N 454	—	—	—	9024	—	—
	8	G 35 Van w/Throttle Body Injection	7.4L N 454	—	—	—	9024	—	—
	8	Motor Home Chassis w/Throttle Body Injection	7.4L N 454	—	—	—	9024	—	—
	8	Suburban w/Throttle Body Injection	7.4L N 454	—	—	—	9024	—	—
1988-95	8	C,K 1500-2500 Pickup w/Throttle Body Injection	5.0L H 305	—	5114K	—	9020	—	—
	8	C,K 1500-3500 Pickup w/Throttle Body Injection	5.7L K 350	—	5114K	—	9020	—	—
1987-95	8	G 15-35 Van w/Throttle Body Injection	5.0L H 305	—	5114K	—	9020	—	—
	8	G 15-35 Van w/Throttle Body Injection	5.7L K 350	—	5114K	—	9020	—	—
	8	Motor Home Chassis w/Throttle Body Injection	5.7L K 350	—	5114K	—	9020	—	—
	8	P Series Van & RV Chassis w/Throttle Body Injection	5.0L H 305	—	5114K	—	9020	—	—
	8	P Series Van & RV Chassis w/Throttle Body Injection	5.7L K 350	—	5114K	—	9020	—	—
	8	Suburban w/Throttle Body Injection	5.7L K 350	—	5114K	—	9020	—	—
1995	8	Yukon w/Throttle Body Injection	5.7L K 350	—	5114K	—	9020	—	—
1987-91	8	Jimmy w/Throttle Body Injection	5.7L K 350	—	5114K	—	9020	—	—
	8	R,V 2500HD-3500 Pickup HD Emissions w/4bbl Carb	5.7L M 350	4048	5048B,K,R,Y	8848	9011	7048	8002B
	8	R,V 2500HD-3500 Pickup HD Emissions w/4bbl Carb	7.4L W 454	—	—	—	9019	—	—
1986-89	8	Motor Home Chassis, w/4bbl Carb	7.4L W 454	—	—	—	9019	—	—
	8	P Series Van & RV Chassis w/4bbl Carb	7.4L W 454	—	—	—	9019	—	—
1987-88	8	Cabellaro	5.0L H 305	—	5143K	—	—	—	—
1987-88	8	G 35 Van HD Emissions w/4bbl Carb	5.7L M 350	4048	5048B,K,R,Y	8848	9011	7048	8002B
1987-88	8	Motor Home Chassis, w/4bbl Carb	5.7L M 350	4048	5048B,K,R,Y	8848	9011	7048	8002B
1987-88	8	P Series Van & RV Chassis, w/4bbl Carb	5.7L M 350	4048	5048B,K,R,Y	8848	9011	7048	8002B
	8	Suburban, HD Emissions w/4bbl Carb	5.7L M 350	4048	5048B,K,R,Y	8848	9011	7048	8002B
1986-88	8	Suburban, HD Emissions w/4bbl Carb	7.4L W 454	—	—	—	9019	—	—
1986-87	8	R,V 25HD-35 Pickup HD Emissions w/4bbl Carb	7.4L W 454	—	—	—	9019	—	—
1987	8	C,K 15-25 Pickup w/Throttle Body Injection	5.0L H 305	—	5114K	—	9020	—	—
	8	C,K 15-35 Pickup w/Throttle Body Injection	5.7L K 350	—	5114K	—	9020	—	—
	8	R,V 25HD-35 Pickup HD Emissions w/4bbl Carb	5.7L M 350	4048	5048B,K,R,Y	8848	9011	7048	8002B
	8	Suburban w/Throttle Body Injection	5.0L H 305	—	5114K	—	9020	—	—
1983-86	8	C,K 15-25 Pickup	5.0L H 305	4049	5049B,K,R,Y	8849	—	7049	—
	8	C,K 15-25 Pickup	5.7L L 350	4049	5049B,K,R,Y	8849	—	7049	—
	8	Jimmy	5.0L H 305	4049	5049B,K,R,Y	8849	—	7049	—
	8	Jimmy	5.7L L 350	4049	5049B,K,R,Y	8849	—	7049	—
	8	Suburban	5.0L H 305	4049	5049B,K,R,Y	8849	—	7049	—
	8	Suburban	5.7L L 350	4049	5049B,K,R,Y	8849	—	7049	—

8800 series wire sets are Spiral core, 8900 series wire sets are Graphite Suppression core. Part # suffix indicates wire set color; B-blue, K-black, R-red, Y-yellow.

Year	Cyl.	Model & Notes	Engine & Code	SuperStock	SuperStock Spiral	8.8mm	Extreme 9000	300+ Race Wire	Armor Shield
GMC (cont.)									
1981-86	8	C,K 25HD-35 Pickup, HD Emissions	5.0L F 305	4048	5048B,K,R,Y	8848	9011	7048	8002B
	8	C,K 25HD-35 Pickup, HD Emissions	5.7L M 350	4048	5048B,K,R,Y	8848	9011	7048	8002B
	8	Cabellero	5.0L H 305	4049	5049B,K,R,Y	8849	—	7049	—
	8	G 15-35 Van	5.0L G,H 305	4048	5048B,K,R,Y	8848	9011	7048	8002B
	8	G 15-35 Van	5.7L L 350	4048	5048B,K,R,Y	8848	9011	7048	8002B
	8	G 15-35 Van, HD Emissions	5.0L F 305	4048	5048B,K,R,Y	8848	9011	7048	8002B
	8	G 15-35 Van, HD Emissions	5.7L M 350	4048	5048B,K,R,Y	8848	9011	7048	8002B
	8	Motor Home Chassis	5.7L M 350	4048	5048B,K,R,Y	8848	9011	7048	8002B
	8	P Series Van & RV Chassis	5.0L F 305	4048	5048B,K,R,Y	8848	9011	7048	8002B
	8	P Series Van & RV Chassis	5.7L M 350	4048	5048B,K,R,Y	8848	9011	7048	8002B
	8	Suburban, HD Emissions	5.0L F 305	4048	5048B,K,R,Y	8848	9011	7048	8002B
	8	Suburban, HD Emissions	5.7L M 350	4048	5048B,K,R,Y	8848	9011	7048	8002B
1985	8	C,K 25HD-35 Pickup H4D Cast Iron Exhaust Manifold	7.4L W 454	4071	5071K	—	—	7071	—
	8	C,K 25HD-35 Pickup H5D SS Exhaust Manifold	7.4L W 454	—	—	—	9019	—	—
	8	Motor Home Chassis H4D Cast Iron Exhaust Manifold	7.4L W 454	4071	5071K	—	—	7071	—
	8	Motor Home Chassis H5D SS Exhaust Manifold	7.4L W 454	—	—	—	9019	—	—
	8	P Series Van & RV Chassis H4D Cast Iron Exhaust Manifold	7.4L W 454	4071	5071K	—	—	7071	—
	8	P Series Van & RV Chassis H5D SS Exhaust Manifold	7.4L W 454	—	—	—	9019	—	—
	8	Suburban H4D Cast Iron Exhaust Manifold	7.4L W 454	4071	5071K	—	—	7071	—
	8	Suburban H5D SS Exhaust Manifold	7.4L W 454	—	—	—	9019	—	—
1980-84	8	C,K 25HD-35 Pickup	7.4L W 454	4071	5071K	—	—	7071	—
	8	Motor Home Chassis	7.4L W 454	4071	5071K	—	—	7071	—
	8	P Series Van & RV Chassis	7.4L W 454	4071	5071K	—	—	7071	—
	8	Suburban	7.4L W 454	4071	5071K	—	—	7071	—
1981-82	8	C,K 15-25 Pickup	5.0L G,H 305	—	—	—	—	—	—
1981-82	8	C,K 15-25 Pickup	5.7L L 350	—	—	—	—	—	—
	8	Cabellero	4.4L J 267	4049	5049B,K,R,Y	8849	—	7049	—
1975-82	8	Motor Home Chassis, w/HEI	6.0L 366,7.0L 427	4071	5071K	—	—	7071	—
	8	P Series Van & RV Chassis, w/HEI	6.0L 366,7.0L 427	4071	5071K	—	—	7071	—
1981	8	Cabellero, Pontiac Engine	4.3L S 265	4051	5051K,Y	—	—	7051	8007B
1979-80	8	Cabellero	4.4L J 267	—	—	—	—	—	—
	8	Cabellero	5.0L H 305	—	—	—	—	—	—
1976-80	8	C,K 15-35 Pickup	5.0L Q,U 305	4048	5048B,K,R,Y	8848	9011	7048	8002B
	8	G 15-35 Van	5.0L Q,U 305	4048	5048B,K,R,Y	8848	9011	7048	8002B
	8	Jimmy	5.0L Q,U 305	4048	5048B,K,R,Y	8848	9011	7048	8002B
	8	P Series Van & RV Chassis	5.0L Q,U 305	4048	5048B,K,R,Y	8848	9011	7048	8002B
	8	Suburban	5.0L Q,U 305	4048	5048B,K,R,Y	8848	9011	7048	8002B
1975-80	8	C,K 15-35 Pickup, w/HEI	5.7L L 350	4048	5048B,K,R,Y	8848	9011	7048	8002B
	8	C,K 15-35 Pickup, w/HEI	6.6L R,U 400	4048	5048B,K,R,Y	8848	9011	7048	8002B
	8	G 15-35 Van, w/HEI	5.7L L 350	4048	5048B,K,R,Y	8848	9011	7048	8002B
	8	G 15-35 Van, w/HEI	6.6L R,U 400	4048	5048B,K,R,Y	8848	9011	7048	—
	8	Jimmy, w/HEI	5.7L L 350	4048	5048B,K,R,Y	8848	9011	7048	8002B
	8	Jimmy, w/HEI	6.6L R,U,X 400	4048	5048B,K,R,Y	8848	9011	7048	8002B
	8	Motor Home Chassis, w/HEI	5.7L L 350	4048	5048B,K,R,Y	8848	9011	7048	8002B
1975-80	8	P Series Van & RV Chassis, w/HEI	5.7L L 350	4048	5048B,K,R,Y	8848	9011	7048	8002B
	8	P Series Van & RV Chassis, w/HEI	6.6L R,U 400	4048	5048B,K,R,Y	8848	9011	7048	8002B
	8	Suburban, w/HEI	5.7L L 350	4048	5048B,K,R,Y	8848	9011	7048	8002B
1975-80	8	Suburban, w/HEI	6.6L R,U 400	4048	5048B,K,R,Y	8848	9011	7048	8002B
1975-79	8	C,K 15-35 Pickup, w/HEI	7.4L S,Y 454	4071	5071K	—	—	7071	—

8800 series wire sets are Spiral core, 8900 series wire sets are Graphite Suppression core. Part # suffix indicates wire set color; B-blue, K-black, R-red, Y-yellow.

Year	Cyl.	Model & Notes	Engine & Code	SuperStock	SuperStock Spiral	8.8mm	Extreme 9000	300+ Race Wire	Armor Shield
GMC (cont.)									
1975-79	8	Motor Home Chassis, w/HEI	7.4L S,Y 454	4071	5071K	—	—	7071	—
	8	P Series Van & RV Chassis, w/HEI	7.4L S,Y 454	4071	5071K	—	—	7071	—
	8	Suburban, w/HEI	7.4L S,Y 454	4071	5071K	—	—	7071	—
1977-78	8	FWD Motorhome	6.6L 403	4053	5053K,Y	—	—	—	8007B
1978	8	Cabellero	305 U	4049	5049B,K,R,Y	8849	—	7049	—
	8	Cabellero	350 L	4049	5049B,K,R,Y	8849	—	7049	—
1976-77	8	Cabellero	305 Q,U	4048	5048B,K,R,Y	8848	9011	7048	8002B
1974-77	8	Cabellero, w/HEI	350 L	4048	5048B,K,R,Y	8848	9011	7048	8002B
1975-76	8	FWD Motorhome, w/HEI	7.5L 455	4053	5053K,Y	—	—	—	8007B
1974-76	8	Cabellero, w/HEI	400 U	4048	5048B,K,R,Y	8848	9011	7048	8002B
1969-76	8	All Models w/oHEI Wire Over Valve Cover	350	4044	5044B,K,R,Y	8844	—	7044	8001B
1974-75	8	Cabellero, w/HEI	454 Y	4071	5071K	—	—	7071	8007B
1971-75	8	All Models, w/oHEI	454	4043	5043B,K,R,Y	8843	—	7043	—
1968-75	8	All Models, w/oHEI	427	4043	5043B,K,R,Y	8843	—	7043	—
1966-75	8	All Models, w/oHEI	366	4043	5043B,K,R,Y	8843	—	7043	—
1968-73	8	All Models, Wires Over Valve Cover	307	4044	5044B,K,R,Y	8844	—	7044	8001B
	8	All Models Wires Under Exhaust Manifold	307	4042	5042K,R	8842	—	7042	—
1971-72	8	All Models	402 Big Block	4043	5043B,K,R,Y	8843	—	7043	—
1968-70	8	All Models	396	4043	5043B,K,R,Y	8843	—	7043	—
1962-69	8	All Models Wires Under Exhaust Manifold	327	4042	5042K,R	8842	—	7042	—
1955-67	8	All Models Wires Under Exhaust Manifold	265, 283	4042	5042K,R	8842	—	7042	—
1956-65	8	All Models	322, 348, 409	4047	5047B,K,R,Y	8847	—	7047	—
GMC MD									
1987-89	8	All 40-80 Series & Chassis, w/4BBL CARB	5.7L M 350	4050	5050Y	8850	9018	7050	—
1981-86	8	All 40-80 Series & Chassis	5.7L M 350	4050	5050Y	8850	9018	7050	—
1985	8	All 40-80 Series & Chassis H4D Cast Iron Exhaust Manifold	6.0L B 366	—	5071K	—	—	7071	—
	8	All 40-80 Series & Chassis H4D Cast Iron Exhaust Manifold	7.0L E 427	—	5071K	—	—	7071	—
	8	All 40-80 Series & Chassis H4D Cast Iron Exhaust Manifold	7.4L W 454	—	5071K	—	—	7071	—
1980-84	8	All 40-80 Series & Chassis	7.4L W 454	—	5071K	—	—	7071	—
1975-84	8	All 40-80 Series & Chassis, w/HEI	6.0L B 366	—	5071K	—	—	7071	—
	8	All 40-80 Series & Chassis, w/HEI	7.0L E 427	—	5071K	—	—	7071	—
1975-80	8	All 40-80 Series & Chassis, w/HEI	5.7L L 350	4050	5050Y	8850	9018	7050	—
1975-79	8	All 40-80 Series & Chassis, w/HEI	7.4L S,Y 454	—	5071K	—	—	7071	—
1966-75	8	All 40-80 Series & Chassis, w/oHEI	366, 427	4043	5043B,K,R,Y	8843	—	7043	—
1969-72	8	All 40-80 Series & Chassis Wires Under Exhaust Manifold	350	4042	5042K,R	8842	—	7042	—
1955-69	8	All 40-80 Series & Chassis Wires Under Exhaust Manifold	265, 283, 327	4042	5042K,R	8842	—	7042	—
1956-65	8	All 40-80 Series & Chassis	322, 348, 409	4047	5047B,K,R,Y	8847	—	7047	—
HONDA									
1998-2002	4	Accord DX, SOHC 16v (135 HP)	2.3L F23A5 2254cc	—	—	—	—	7913B,R,Y	—
	4	Accord LX, DX SOHC 16v VTEC (150 HP)	2.3L F23A1 2254cc	—	—	—	—	7913B,R,Y	—
	4	Accord LX, DX SOHC 16v VTEC (150 HP) Cal	2.3L F23A4 2254cc	—	—	—	—	7913B,R,Y	—
1997-2001	4	Prelude, DOHC 16v VTEC (195 HP)	2.2L H22A4 2157cc	—	—	—	—	7915B,R	—
1999-2000	4	Civic Si DOHC 16V	1.6L B16A2 1595cc	—	—	—	—	7914B,R,Y	—
1996-2000	4	Civic CX, DX, LX, SOHC 16v (106 HP)	1.6L D16Y7 1590cc	—	—	—	—	7913B,R,Y	—
	4	Civic CX, SOHC 16v VTEC (127 HP)	1.6L D16Y8 1590cc	—	—	—	—	7913B,R,Y	—
	4	Civic HX, SOHC 16v VTEC-E (115 HP)	1.6L D16Y5 1590cc	—	—	—	—	7913B,R,Y	—
1997-98	4	Prelude, DOHC 16V VTEC (195 HP)	2.2L H22A4 2157cc	—	—	—	—	7915B,R	—
1996-97	4	Civic Del Sol S, SOHC 16v (106 HP)	1.6L D16Y7 1590cc	—	—	—	—	7913B,R,Y	—
	4	Civic Del Sol SI, SOHC 16v VTEC (127 HP)	1.6L D16Y8 1590cc	—	—	—	—	7913B,R,Y	—
	4	Civic Del Sol SI, DOHC 16v VTEC (160 HP)	1.6L B16A2 1595cc	—	—	—	—	7914B,R,Y	—
1994-97	4	Accord DX, LX, SE, SOHC 16v (130 HP)	2.2L F22B2 2156cc	—	—	—	—	7912B,R,Y	—

8800 series wire sets are Spiral core, 8900 series wire sets are Graphite Supression core. Part # suffix indicates wire set color; B-blue, K-black, R-red, Y-yellow.

Year	Cyl.	Model & Notes	Engine & Code	SuperStock	SuperStock Spiral	8.8mm	Extreme 9000	300+ Race Wire	Armor Shield
HONDA (cont.)									
	4	Accord DX, SOHC 16v VTEC (145 HP)	2.2L F22B1 2156cc	—	—	—	—	7913B,R,Y	—
1994-95	4	Civic Del Sol SI, DOHC 16v VTEC (160 HP)	1.6L B16A3 1595cc	—	—	—	—	7914B,R	—
1993-96	4	Prelude SI, SR, DOHC 16v VTEC (190 HP)	2.2L H22A1 2157cc	—	—	—	—	7915B,R	—
1992-96	4	Prelude S, SOHC 16v (135 HP)	2.2L F22A1 2156cc	—	—	—	—	7912B,R,Y	—
	4	Prelude VX, SE, SR, DOHC 16v (160 HP)	2.3L H23A1 2259cc	—	—	—	—	7912B,R,Y	—
1994-95	4	Prelude S, SOHC 16v (135 HP)	2.2L F22A6 2156cc	—	—	—	—	7912B,R,Y	—
1993-95	4	Civic Del Sol S, SOHC 16v (102 HP)	1.5L D15B7 1493cc	—	—	—	—	7911B,R,Y	—
1993-95	4	Civic Del Sol VX, SOHC 16v VTEC (125 HP)	1.6L D16Z6 1590cc	—	—	—	—	7913B,R,Y	—
1992-95	4	Civic CX, SOHC 8v (70 HP)	1.5L D15B8 1493cc	—	—	—	—	7911B,R,Y	—
1992-95	4	Civic DX, LX, SOHC 16v (102 HP)	1.5L D15B7 1493cc	—	—	—	—	7911B,R,Y	—
1992-95	4	Civic DX, SOHC 16v VTEC (125 HP)	1.6L D16Z6 1590cc	—	—	—	—	7913B,R,Y	—
	4	Civic VX, SOHC 16v VTEC-E (92 HP)	1.5L D15Z1 1493cc	—	—	—	—	7913B,R,Y	—
1992-93	4	Accord DX, SE, SOHC 16v (130 HP)	2.2L F22A6 2156cc	—	—	—	—	7912B,R,Y	—
1990-93	4	Accord DX, LX, SOHC 16v (125 HP)	2.2L F22A1 2156cc	—	—	—	—	7912B,R,Y	—
1988-92	4	CRX	1.5L D15B2 1493cc	—	—	—	—	7911B,R,Y	—
1992	4	CRX HF, SOHC 16v VTEC-E	1.5L D15Z1 1493cc	—	—	—	—	7913B,R,Y	—
	4	CRX SI, SOHC 16v VTEC	1.6L D16Z6 1590cc	—	—	—	—	7913B,R,Y	—
1988-91	4	Civic	1.5L D15B2 1493cc	—	—	—	—	7911B,R,Y	—
	4	Civic	1.6L D16A6 1590cc	—	—	—	—	7911B,R,Y	—
	4	CRX HF	1.5L D15B6 1493cc	—	—	—	—	7911B,R,Y	—
	4	CRX SI	1.6L D16A6 1590cc	—	—	—	—	7911B,R,Y	—
	4	Wagovan	1.5L D15B2 1493cc	—	—	—	—	7911B,R,Y	—
	4	Wagovan RTI 4WD	1.6L D16A6 1590cc	—	—	—	—	7911B,R,Y	—
1988-89	4	Civic	1.5L D15B1 1493cc	—	—	—	—	7911B,R,Y	—
1986-89	4	Accord, w/Carb	2.0L 122	4089	—	—	—	—	—
	4	Accord, w/Fuel Injection	2.0L 122	4089	—	—	—	—	—
1983-87	4	Prelude, w/Carb	1.8L 111	4089	—	—	—	—	—
1985-86	4	Prelude, w/Fuel Injection	2.0L 122	4089	—	—	—	—	—
1985	4	Accord, w/Fuel Injection	1.8L 111	4089	—	—	—	—	—
1998-99	6	Accord SOHC 24V	3.0L J30A1 2997cc	—	—	—	—	7918B,R,Y	—
1995-97	6	Accord SOHC 24V	2.7L C27A4 2675cc	—	—	—	—	7917B,R,Y	—
HYUNDAI									
1992-98	4	Sonata, DOHC 16v	2.0L G4CP 1997cc	—	—	—	—	7920B,R,Y	—
1993-97	4	Elantra, DOHC 16v	1.8L G4CN 1796cc	—	—	—	—	7920B,R,Y	—
1992-95	4	Elantra, DOHC 16v	1.6L G4CR 1589cc	—	—	—	—	7920B,R,Y	—
INFINITI									
1991-96	4	G20, DOHC 16v	2.0L SR20DE 2006cc	—	—	—	—	7941R	—
1990-92	6	M30	3.0L H 181	—	—	8883	—	—	—
ISUZU									
1996-2002	4	Hombre	2.2L LN2 2195cc	—	—	—	—	7968B,R,Y	—
JEEP									
1991-2000	4	Cherokee, Brainerwood, Wrangler	2.46L P 150	—	5133R	—	—	—	—
1991-92	4	Comanche	2.46L P 150	—	5133R	—	—	—	—
1993-98	6	Grand Cherokee	4.0L S 242	—	5129R	—	—	—	—
	6	Grand Wagoneer	4.0L S 242	—	5129R	—	—	—	—
1991-99	6	Cherokee, Briarwood	4.0L S 242	—	5129R	—	—	—	—
	6	Wrangler	4.0L S 242	—	5129R	—	—	—	—
1991-92	6	Comanche	4.0L S 242	—	5129R	—	—	—	—
1987-90	6	Cherokee	4.0L L,M 242	4097	—	—	—	—	—
	6	Comanche	4.0L L,M 242	4097	—	—	—	—	—
	6	Wagoneer	4.0L L,M 242	4097	—	—	—	—	—
	6	Wrangler	4.2L C,T 258	—	5099R	8899	—	—	—
1980-87	6	J-10, 20 Pickup	4.2L A,C 258	—	5099R	8899	—	—	—
1984-86	6	Cherokee, w/GM Engine	2.8L W 173	—	—	—	—	—	—
	6	Grand Wagoneer	4.2L C 258	—	5099R	8899	—	—	—

8800 series wire sets are Spiral core, 8900 series wire sets are Graphite Suppression core. Part # suffix indicates wire set color; B-blue, K-black, R-red, Y-yellow.

Year	Cyl.	Model & Notes	Engine & Code	SuperStock	SuperStock Spiral	8.8mm	Extreme 9000	300+ Race Wire	Armor Shield
JEEP (cont.)									
	6	Wagoneer, w/GM Engine	2.8L W 173	—	—	—	—	—	—
1980-86	6	CJ-7	4.2L A,C 258	—	5099R	8899	—	—	—
1986	6	Cherokee, w/GM Engine	2.8L W 173	—	—	—	—	—	—
1980-83	6	CJ-5	4.2L A,C 258	—	5099R	8899	—	—	—
1983-75	6	Cherokee	4.2L A,C 258	—	5099R	8899	—	—	—
	6	Wagoneer	4.2L A,C 258	—	5099R	8899	—	—	—
1976-79	6	CJ-7	232, 258	—	5099R	8899	—	—	—
1975-79	6	CJ-5	232, 258	—	5099R	8899	—	—	—
	6	J-10	258	—	5099R	8899	—	—	—
1975-77	6	CJ-6	232, 258	—	5099R	8899	—	—	—
1997-98	8	Grand Cherokee Limited TSI w/Dodge Magnum Engine	5.9L 360	—	—	—	9023	—	—
1993-98	8	Grand Cherokee w/Dodge Magnum Engine	5.2L Y 318	—	—	—	9023	—	—
1993-98	8	Grand Wagoneer w/Dodge Magnum Engine	5.2L Y 318	—	—	—	9023	—	—
1975-76	8	Cherokee	360	4043	—	8843	—	7043	—
	8	Cherokee	401	4043	—	8843	—	7043	—
1975-76	8	CJ-5	304	4043	—	8843	—	7043	—
	8	CJ-6	304	4043	—	8843	—	7043	—
1975-76	8	J-10, 20 Pickup	360	4043	—	8843	—	7043	—
1975-76	8	J-10, 20 Pickup	401	4043	—	8843	—	7043	—
	8	Wagoneer	360	4043	—	8843	—	7043	—
1975-76	8	Wagoneer	401	4043	—	8843	—	7043	—
1976	8	CJ-7	304	4043	—	8843	—	7043	—
1971-74	8	All Models	304, 360, 401	4043	—	8843	—	7043	—
1971-68	8	All Models, w/Buick V8 Engine	350	4043	5043B,K,R,Y	8843	—	7043	—
1965-68	8	All Models	327	4047	5047B,K,R,Y	8847	—	7047	—
JENSEN									
1973-76	8	Interceptor Series III, Mopar Engine	440	4045	5045K	—	—	7045	—
1967-72	8	Interceptor Series I & II, Mopar Engine	383	—	5072K	—	—	7045	—
1972	8	Interceptor Series III, Mopar Engine	383, 440	—	5072K	—	—	7045	—
LAFORZA									
1996-97	8	Laforza, w/Supercharger	Ford 5.0L 302	—	5056B	8854	9022	7054	—
1989-95	8	Laforza	Ford 5.0L 302	—	5056B	8854	9022	7054	—
LINCOLN									
1991-97	8	Town Car, SOHC	4.6L W 281	—	5137B	—	—	—	—
1990-92	8	Mark VII	5.0L E 302	4056	5056B	8854	9022	7054	—
1990	8	Town Car	5.0L F 302	4056	—	—	—	7054	—
1987-89	8	Town Car	5.0L F 302	4054	—	8854	9022	7054	—
1986-89	8	Mark VII, LSC w/H.O. 5.0L	5.0L E 302	4056	5056B	8854	9022	7054	—
1986-87	8	Mark VII, Except LSC	5.0L F 302	4054	—	8854	9022	7054	—
1984-87	8	Continental, w/EEC-IV	5.0L F 302	4054	—	8854	9022	7054	—
1984-85	8	Mark VII, Town Car, w/EEC-IV	5.0L F 302	4054	—	8854	9022	7054	—
1982-84	8	Continental, Town Car, w/oEEC-IV	5.0L F 302	4069	5069B	8869	—	7069	—
1981-83	8	Mark VI	5.0L F 302	4069	5069B	8869	—	7069	—
1983	8	Mark VII	5.0L F 302	4069	5069B	8869	—	7069	—
1981	8	Lincoln	5.0L F 302	4069	5069B	8869	—	7069	—
1979-80	8	Continental, Versailles	5.0L F 302	4069	5069B	8869	—	7069	—
1980	8	Mark VI	5.0L F 302	4069	5069B	8869	—	7069	—
	8	Mark VI	5.8L G 351W	4069	5069B	8869	—	7069	—
1977-79	8	Continental, Mark V	400	4068	—	—	—	—	—
1977-78	8	Continental, Mark V	460	4052	—	—	—	—	—
	8	Versailles	302	4052	—	—	—	—	—
1977	8	Versailles	351W	4052	—	—	—	—	—

8800 series wire sets are Spiral core, 8900 series wire sets are Graphite Suppression core. Part # suffix indicates wire set color; B-blue, K-black, R-red, Y-yellow.

Year	Cyl.	Model & Notes	Engine & Code	SuperStock	SuperStock Spiral	8.8mm	Extreme 9000	300+ Race Wire	Armor Shield
LINCOLN (cont.)									
1975-76	8	Continental, Mark IV	460	4046	5046B	8846	—	—	—
1968-74	8	All Models	460	4046	5046B	8846	—	—	—
1966-68	8	All Models	462	4046	5046B	8846	—	—	—
1958-65	8	All Models	430	4046	5046B	8846	—	—	—
1956-57	8	All Models	368	4046	5046B	8846	—	—	—
MAZDA									
1994-2001	4	MX-5 Miata, DOHC 16v	1.8L BPD 1839cc	—	—	—	—	7933R	—
1990-93	4	MX-5 Miata, DOHC 16v	1.6L B6ZE 1597cc	—	—	—	—	7933R	—
1987-92	Rotary	RX-7 Turbo II	1.3L 13BET 1308cc	—	—	—	—	7931Y	—
1986-92	Rotary	RX-7	1.3L 13B 1308cc	—	—	—	—	7931Y	—
1984-85	Rotary	RX-7 GSL-SE, w/EFI	1.3L 13B 1308cc	—	—	8886	—	—	—
1979-85	Rotary	RX-7, w/Carb	1.1L 12A 1146cc	—	—	8886	—	—	—
1976-78	Rotary	Cosmo	1.3L 13B 1308cc	—	—	8886	—	—	—
1974-78	Rotary	RX-4	1.3L 13B 1308cc	—	—	8886	—	—	—
1972-78	Rotary	RX-3	1.1L 12A 1146cc	—	—	8886	—	—	—
1971-74	Rotary	RX-2	1.1L 12A 1146cc	—	—	8886	—	—	—
1971-73	Rotary	RX-1, R100	1.1L 12A 1146cc	—	—	8886	—	—	—
MAZDA TRUCKS									
1998-2000	4	B2500, w/Ford Twin Plug Engine	2.5L C 156	—	5132B	—	—	—	—
1994-97	4	B2300, w/Ford Twin Plug Engine	2.3L A 140	—	5132B	—	—	—	—
2000-02	6	MPV DOHC 24V	2.5L 2497cc	—	—	—	—	7966B,R,Y	—
1994-96	6	B4000, w/Ford V6 Engine	4.0L X 244	—	—	—	9032	—	—
1991-96	6	Navajo, w/Ford V6 Engine	4.0L X 244	—	—	—	9032	—	—
1994	6	B3000, w/Ford V6 Engine	3.0L U 181	—	5127B	—	—	—	—
1974-77	Rotary	Rotary Pickup	1.3L 3 R-80	4086	—	8886	—	—	—
1994-97	6	Cougar, Califorina Only	3.8L 4 232	—	5136B	—	—	—	—
1989-90	6	Cougar, XR-7 w/Supercharger	3.8L R 232	—	—	—	9030	—	—
1994-97	8	Cougar, SOHC	4.6L W 281	—	5137B	—	—	—	—
1992-97	8	Grand Marquis, SOHC	4.6L W 281	—	5137B	—	—	—	—
1991-93	8	Cougar	5.0L T 302	—	—	—	9040	7054	—
1983-91	8	Grand Marquis, w/oEEC-IV	5.8L G 351W	4069	5069B	8869	—	7069	—
1991	8	Grand Marquis, California Only	5.0L E 302	4056	5056B	8854	9022	7054	—
	8	Grand Marquis, Except California	5.0L F 302	4054	—	8854	9022	7054	—
1987-90	8	Grand Marquis	5.0L F 302	4054	—	8854	9022	7054	—
1986-88	8	Cougar	5.0L F 302	4054	—	8854	9022	7054	—
1986	8	Capri, w/Multi-Port Fuel Injection	5.0L E 302	4056	5056B	8854	9022	7054	—
1984-85	8	Capri, Automatic, Fuel Inj. (EEC-IV)	5.0L F 302	4056	5056B	8854	9022	7054	—
	8	Capri, Manual 4bbl Carb (w/oEEC-IV)	5.0L M 302	4069	5069B	8869	—	7069	—
	8	Cougar, w/Carb (w/oEEC-IV)	5.0L F 302	4069	5069B	8869	—	7069	—
	8	Cougar, w/Fuel Injection (w/EEC-IV)	5.0L F 302	4054	—	8854	9022	7054	—
	8	Grand Marquis w/Carb (w/oEEC-IV)	5.0L F 302	4069	5069B	8869	—	7069	—
1984-85	8	Grand Marquis w/Fuel Injection (w/EEC-IV)	5.0L F 302	4054	—	8854	9022	7054	—
	8	Marquis Lts w/H.O. Fuel Injection	5.0L F 302	4056	5056B	8854	9022	7054	—
1982-83	8	Capri, w/2bbl Carb	5.0L F 302	4069	5069B	8869	—	7069	—
1983	8	Cougar	5.0L F 302	4069	5069B	8869	—	7069	—
	8	Grand Marquis	5.0L F 302	4069	5069B	8869	—	7069	—
1981-82	8	Marquis	4.2L D 255	4069	5069B	8869	—	7069	—
1980-82	8	Capri, Cougar	4.2L D 255	4069	5069B	8869	—	7069	—
	8	Marquis	5.0L F 302	4069	5069B	8869	—	7069	—
	8	Zephyr	4.2L D 255	4069	5069B	8869	—	7069	—
1979-82	8	Marquis	5.8L G 351W	4069	5069B	8869	—	7069	—
1980-81	8	Cougar	5.0L F 302	4069	5069B	8869	—	7069	—
1980	8	Monarch	4.2L D 255	4069	5069B	8869	—	7069	—
	8	Monarch	5.0L F 302	4069	5069B	8869	—	7069	—

8800 series wire sets are Spiral core, 8900 series wire sets are Graphite Suppression core. Part # suffix indicates wire set color, B-blue, K-black, R-red, Y-yellow.

Year	Cyl.	Model & Notes	Engine & Code	SuperStock	SuperStock Spiral	8.8mm	Extreme 9000	300+ Race Wire	Armor Shield
MAZDA TRUCKS (cont.)									
	8	Zephyr	4.2L D 255	4069	5069B	8869	—	7069	—
1978-79	8	Marquis	51M	4068	—	—	—	—	—
1977-79	8	Cougar, Monarch	302	4052	—	—	—	—	—
	8	Cougar	351M	4068	—	—	—	—	—
1979	8	Capri	302	4052	—	—	—	—	—
	8	Cougar	351W	4069	5069B	8869	—	7069	—
	8	Marquis	302	4052	—	—	—	—	—
	8	Zephyr	302	4052	—	—	—	—	—
1977-78	8	Cougar	351W	4052	—	—	—	—	—
	8	Cougar	400	4068	—	—	—	—	—
	8	Marquis	400	4068	—	—	—	—	—
	8	Marquis	460	4052	—	—	—	—	—
1978	8	Marquis	351W	4052	—	—	—	—	—
1977	8	Comet	302	4052	—	—	—	—	—
	8	Monarch	51W	4052	—	—	—	—	—
1975-76	8	Comet	302	4047	5047B,K,R,Y	8847	—	7047	—
	8	Cougar	351M	4046	5046B	8846	—	—	—
	8	Cougar	351W	4047	5047B,K,R,Y	8847	—	7047	—
	8	Cougar	400	4046	5046B	8846	—	—	—
	8	Cougar	460	4046	5046B	8846	—	—	—
	8	Marquis	351W	4047	5047B,K,R,Y	8847	—	7047	—
	8	Marquis	400	4046	5046B	8846	—	—	—
	8	Monarch	302	4047	5047B,K,R,Y	8847	—	7047	—
	8	Monarch	351W	4047	5047B,K,R,Y	8847	—	7047	—
	8	Montego	302	4047	5047B,K,R,Y	8847	—	7047	—
	8	Montego	351M	4046	5046B	8846	—	—	—
	8	Montego	351W	4047	5047B,K,R,Y	8847	—	7047	—
	8	Montego	400	4046	5046B	8846	—	—	—
	8	Montego	460	4046	5046B	8846	—	—	—
1972-74	8	All Models	460	4046	5046B	8846	—	—	—
1971-74	8	All Models	400C	4046	5046B	8846	—	—	—
1970-74	8	All Models, Cleveland	351C, CJ, BOSS	4046	5046B	8846	—	—	—
1969-74	8	All Models, Windsor	351W	4047	5047B,K,R,Y	8847	—	7047	—
1968-74	8	All Models, Except Boss 302	302	4047	5047B,K,R,Y	8847	—	7047	—
1968-73	8	All Models, Except Boss 429	429, CJ, SCJ	4046	5046B	8846	—	—	—
1969-71	8	All Models, Boss 302	302 BOSS	4046	5046B	8846	—	—	—
1961-71	8	All Models	390, 406	4046	5046B	8846	—	—	—
1966-71	8	All Models	410, 428, CJ	4046	5046B	8846	—	—	—
1964-68	8	All Models	427	4046	5046B	8846	—	—	—
1963-68	8	All Models	289	4047	5047B,K,R,Y	8847	—	7047	—
1958-66	8	All Models	352	4046	5046B	8846	—	—	—
1962-64	8	All Models	221, 260	4047	5047B,K,R,Y	8847	—	7047	—
1958-60	8	All Models	332, 383	4046	5046B	8846	—	—	—
MITSUBISHI									
1995-99	4	Eclipse, DOHC 16v	2.0L A588 1996cc	—	—	—	—	7961B,R,Y	—
1995-99	4	Eclipse Turbo, DOHC 16v Turbo	2.0L 4G63 1997cc	—	—	—	—	7920B,R,Y	—
1993-98	4	Galant SOHC 16V	2.4L 4G64 2351cc	—	—	—	—	7923R	—
1989-94	4	Eclipse, DOHC 16v	2.0L 4G63 1997cc	—	—	—	—	7920B,R,Y	—
	4	Eclipse Turbo, DOHC 16v Turbo	2.0L 4G63 1997cc	—	—	—	—	7920B,R,Y	—
1994	4	Galant Gs, DOHC 16v	2.4L 4G64 2350cc	—	—	—	—	7920B,R,Y	—
1991-92	4	Galant VR-4, DOHC 16v Turbo	2.0L 4G63 1997cc	—	—	—	—	7920B,R,Y	—
1989-92	4	Mirage, DOHC 16v	1.6L 4G61 1589cc	—	—	—	—	7920B,R,Y	—
1988-92	4	Galant Gsr, DOHC 16v	2.0L 4G63 1997cc	—	—	—	—	7920B,R,Y	—
2000-01	6	Eclipse GT SOHC 24V	3.0L 6G72 2972cc	—	—	—	—	7922B	—
1999	6	Galant SOHC 24V	3.0L 6G72 2972cc	—	—	—	—	7922B	—

8800 series wire sets are Spiral core, 8900 series wire sets are Graphite Suppression core. Part # suffix indicates wire set color; B-blue, K-black, R-red, Y-yellow.

Year	Cyl.	Model & Notes	Engine & Code	SuperStock	SuperStock Spiral	8.8mm	Extreme 9000	300+ Race Wire	Armor Shield
MITSUBISHI (cont.)									
1994-99	6	3000 GT, DOHC 24v	3.0L 6G72 2972cc	—	—	—	—	7921B,R,Y	—
	6	3000 GT VR-4 DOHC 24v Twin Turbo	3.0L 6G72 2972cc	—	—	—	—	7921B,R,Y	—
1995-98	6	Galant SOHC 24V	2.5L 6G73 2497cc	—	—	—	—	7922B	—
1992-96	6	Diamante, DOHC 24v	3.0L 6G72 2972cc	—	—	—	—	7921B,R,Y	—
1991-93	6	3000 GT, DOHC 24v	3.0L 6G72 2972cc	—	—	—	—	7921B,R,Y	—
	6	3000 GT VR-4 DOHC 24V Twin Turbo	3.0L 6G72 2972cc	—	—	—	—	7921B,R,Y	—
MITSUBISHI TRUCKS									
1995-96	6	Montero Sport SOHC 24V	3.0L 6G72 2972cc	—	—	—	—	7922B	—
NISSAN									
1993-2001	4	Altima DOHC 16V	2.4L KA24DE 2389cc	—	—	—	—	7943Y	—
1991-98	4	240SX, DOHC 16V	2.4L KA24DE 2389cc	—	—	—	—	7940B,R	—
1995-97	4	200SX SE-R, DOHC 16V	2.0L SR20DE 2006cc	—	—	—	—	7941R	—
1991-94	4	Sentra SE-R, DOHC 16V	2.0L SR20DE 2006cc	—	—	—	—	7941R	—
1991-93	4	NX 2000, DOHC 16V	2.0L SR20DE 2006cc	—	—	—	—	7941R	—
1989-94	6	Maxima SOHC 12V	3.0L VG30E 2960cc	—	—	—	—	7945B	—
1984-89	6	300ZX	3.0L VG30E 181	—	—	8883	—	—	—
	6	300ZX, w/Turbo	3.0L VG30T 181	—	—	8883	—	—	—
1985-88	6	Maxima	3.0L VG30E 181	—	—	8883	—	—	—
1982-84	6	Maxima	2.4L L24E 146	—	—	—	—	—	—
1984-77	6	Maxima	2.4L L24E 2393cc	—	—	—	—	7946B,R,Y	—
NISSAN TRUCKS									
1987-89	6	Pathfinder	3.0L VG30E 181	—	—	8883	—	—	—
1986-89	6	D21 Pickup	3.0L VG30E 181	—	—	8883	—	—	—
OLDSMOBILE									
1987-92	4	Cutlass Ciera	2.5L R 151	4059	—	—	—	—	—
1987-91	4	Cutlass Calais	2.5L U 151	4059	—	—	—	—	—
1985-86	4	Cutlass Calais	2.5L U 151	4059	—	—	—	—	—
	4	Cutlass Ciera	2.5L R 151	4059	—	—	—	—	—
1991-92	8	Custom Cruiser Wagon w/Throttle Body Injection	5.0L E 305	4065	—	8865	9033	7065	—
1992	8	Custom Cruiser Wagon w/Throttle Body Injection	5.7L 7 350	4065	—	8865	9033	7065	—
1985-90	8	Custom Cruiser	5.0L Y 307	4053	5053K,Y	—	—	—	8007B
1988	8	Cutlass Supreme Classic, RWD	5.0L Y 307	4053	5053K,Y	—	—	—	8007B
1983-87	8	Cutlass Supreme, w/H.O.	5.0L 9 307	4053	5053K,Y	—	—	—	8007B
1981-87	8	Cutlass Supreme	5.0L Y 307	4053	5053K,Y	—	—	—	8007B
1980-85	8	Toronado	5.0L Y 307	4053	5053K,Y	—	—	—	8007B
1980-84	8	98, RWD, Delta 88	5.0L Y 307	4053	5053K,Y	—	—	—	8007B
1977-82	8	Delta 88	4.3L F,8 260	4053	5053K,Y	—	—	—	8007B
1975-82	8	Cutlass Supreme	4.3L F,8 260	4053	5053K,Y	—	—	—	8007B
	8	Toronado	5.7L R 350	4053	5053K,Y	—	—	—	8007B
1977-80	8	98	5.7L R 350	4053	5053K,Y	—	—	—	8007B
1976-80	8	Cutlass, Delta 88	5.7L R 350	4053	5053K,Y	—	—	—	8007B
1977-79	8	98, Cutlass, Delta 88	403 K	4053	5053K,Y	—	—	—	8007B
1977-79	8	Omega, Chevrolet Engine	350 L	4048	5048B,K,R,Y	8848	9011	7048	8002B
	8	Delta 88, Pontiac Engine	301 Y	4051	5051K,Y	—	—	7051	8007B
	8	Omega, Chevrolet Engine	305 G	4048	5048B,K,R,Y	8848	9011	7048	8002B
1977-78	8	Omega, Chevrolet Engine	305 U	4048	5048B,K,R,Y	8848	9011	7048	8002B
	8	Toronado	403 K	4053	5053K,Y	—	—	—	8007B
1978	8	Cutlass, Chevrolet Engine	305 H,U	4049	5049B,K,R,Y	8849	—	7049	—
	8	Cutlass, Chevrolet Engine	350 L	4049	5049B,K,R,Y	8849	—	7049	—
1975-77	8	Omega	260 F	4053	5053K,Y	—	—	—	8007B
1974-77	8	Omega, w/HEI	350 R	4053	5053K,Y	—	—	—	8007B

8800 series wire sets are Spiral core, 8900 series wire sets are Graphite Suppression core. Part # suffix indicates wire set color; B-blue, K-black, R-red, Y-yellow.

Year	Cyl.	Model & Notes	Engine & Code	SuperStock	SuperStock Spiral	8.8mm	Extreme 9000	300+ Race Wire	Armor Shield
OLDSMOBILE (cont.)									
1977	8	Delta 88, Chevrolet Engine	350 L	4048	5048B,K,R,Y	8848	9011	7048	8002B
	8	Starfire, Chevrolet Engine	305 U	4048	5048B,K,R,Y	8848	9011	7048	8002B
1974-76	8	98, Cutlass, Delta 88, Toronado, all w/HEI	455	4053	5053K,Y	—	—	—	8007B
1974-75	8	Cutlass, Delta 88, w/HEI	350	4053	5053K,Y	—	—	—	8007B
1975	8	Delta 88, Pontiac Engine	400	4051	5051K,Y	—	—	7051	8007B
1968-74	8	All Models, w/oHEI	350	4047	5047B,K,R,Y	8847	—	7047	—
	8	All Models, w/oHEI	455	4047	5047B,K,R,Y	8847	—	7047	—
1965-69	8	All Models	400, 425	4047	5047B,K,R,Y	8847	—	7047	—
1964-67	8	All Models	330	4047	5047B,K,R,Y	8847	—	7047	—
1958-64	8	All Models	371, 394	4047	5047B,K,R,Y	8847	—	7047	—
1961-63	8	All Models	215	4047	5047B,K,R,Y	8847	—	7047	—
OLDSMOBILE TRUCKS									
1996-2001	6	Bravada, Vortec w/SFI	4.3L W 262	—	—	—	9044	—	—
1992-94	6	Bravada, w/H.O.	4.3L W 262	4093	—	8893	9031	—	—
1991-92	6	Bravada	4.3L Z 262	4093	—	8893	9031	—	—
PLYMOUTH									
1995-99	4	Neon, DOHC 16v	2.0L Y 1996cc	—	—	—	—	7961B,R,Y	—
1993-94	4	Laser, DOHC 16v	2.0L E 1997cc	—	—	—	—	7920B,R,Y	—
	4	Laser Turbo, DOHC 16v Turbo	2.0L F 1997cc	—	—	—	—	7920B,R,Y	—
1990-92	4	Laser, DOHC 16v	2.0L R 1997cc	—	—	—	—	7920B,R,Y	—
	4	Laser Turbo, DOHC 16v Turbo	2.0L U 1997cc	—	—	—	—	7920B,R,Y	—
1989-90	4	Acclaim	2.5L K 153	4057	—	—	—	—	—
	4	Acclaim, w/Turbo	2.5L J 153	4057	—	—	—	—	—
	4	Colt, DOHC 16v	1.6L 4G61 1597cc	—	—	—	—	7920B,R,Y	—
	4	Sundance, w/Turbo	2.5L J 153	4057	—	—	—	—	—
1988-90	4	Horizon, w/Fuel Injection	2.2L D 135	4057	—	—	—	—	—
	4	Sundance	2.5L K 153	4057	—	—	—	—	—
1995-2002	4	Neon SOHC 16V	2.0L C 1996cc	—	—	—	—	7964B,Y	—
1998-2000	4	Breeze DOHC 16V	2.4L X 2429cc	—	—	—	—	7961B,R,Y	—
1995-2000	4	Breeze SOHC 16V	2.0L 1996cc	—	—	—	—	7964B,Y	—
	4	Sundance	2.2L D 135	4057	—	—	—	—	—
1989-90	4	Colt DOHC 16V	1.6L 4G61 1597cc	—	—	—	—	7920B,R,Y	—
1986-89	4	Reliant	2.5L K 153	4057	—	—	—	—	—
1985-89	4	Reliant	2.2L D 135	4057	—	—	—	—	—
1987-88	4	Sundance, w/Turbo	2.2L E 135	4057	—	—	—	—	—
1985-88	4	Caravelle	2.2L D 135	4057	—	—	—	—	—
	4	Caravelle	2.5L K 153	4057	—	—	—	—	—
	4	Caravelle, w/Turbo	2.2L E 135	4057	—	—	—	—	—
1983-87	4	TC3 Turismo, Including H.O.	2.2L 8,C 135	4057	—	—	—	—	—
1981-87	4	Horizon	2.2L B,C 135	4057	—	—	—	—	—
1981-85	4	Reliant	2.2L B,C 135	4057	—	—	—	—	—
1980-83	4	Horizon, Vw Engine	1.7L A,B 105	4057	—	—	—	—	—
	4	TC3 Turismo, VW Engine	1.7L A,B 105	4057	—	—	—	—	—
1981-82	4	TC3 Turismo	2.2L B 135	4057	—	—	—	—	—
1983-89	8	Caravelle	5.2L 4,P,S 318	—	5107R	—	—	—	—
	8	Gran Fury	5.2L 4,P,S 318	—	5107R	—	—	—	—
1981-82	8	Gran Fury	5.2L K,L,M,N 318	—	5107R	—	—	—	—
1982	8	Caravelle	5.2L K,L,M,N 318	—	5107R	—	—	—	—
1979-80	8	Gran Fury, Volare	5.2L G,H 318	—	5107R	—	—	—	—
	8	Gran Fury, Volare	5.9L K,L 360	—	5107R	—	—	—	—
1976-78	8	Volare	318 G,H	4047	5047B,K,R,Y	8847	—	7047	—
	8	Volare	360 K,L	4047	5047B,K,R,Y	8847	—	7047	—
1973-78	8	Fury	318 G,H	4047	5047B,K,R,Y	8847	—	7047	—
	8	Fury	360 J,K,L	4047	5047B,K,R,Y	8847	—	7047	—
1973-78	8	Fury	400 N,P	4045	5045K	—	—	7045	—

8800 series wire sets are Spiral core, 8900 series wire sets are Graphite Suppression core. Part # suffix indicates wire set color; B-blue, K-black, R-red, Y-yellow.

Year	Cyl.	Model & Notes	Engine & Code	SuperStock	SuperStock Spiral	8.8mm	Extreme 9000	300+ Race Wire	Armor Shield
PLYMOUTH (cont.)									
	8	Fury	440 T,U	4045	5045K	—	—	7045	—
1975-77	8	Gran Fury	318 G,H	4047	5047B,K,R,Y	8847	—	7047	—
	8	Gran Fury	360 J,K,L	4047	5047B,K,R,Y	8847	—	7047	—
	8	Gran Fury	400 N,P	4045	5045K	—	—	7045	—
1975-77	8	Gran Fury	440 T,U	4045	5045K	—	—	7045	—
1973-76	8	Duster, Valiant	318	4047	5047B,K,R,Y	8847	—	7047	—
	8	Duster	360	4047	5047B,K,R,Y	8847	—	7047	—
1973-74	8	Barracuda, Satellite	318	4047	5047B,K,R,Y	8847	—	7047	—
	8	Barracuda	360	4047	5047B,K,R,Y	8847	—	7047	—
	8	Satellite	400	4045	5045K	—	—	7045	—
	8	Satellite	440	4045	5045K	—	—	7045	—
1973	8	Barracuda,Duster, Satellite, Valiant	340	4047	5047B,K,R,Y	8847	—	7047	—
1971-72	8	All Models	360	4047	5047B,K,R,Y	8847	—	7047	—
1968-72	8	All Models	340	4047	5047B,K,R,Y	8847	—	7047	—
1967-72	8	All Models	318	4047	5047B,K,R,Y	8847	—	7047	—
1966-72	8	All Models	440	—	5072K	—	—	7045	—
1972	8	All Models	400	—	5072K	—	—	7045	—
1959-71	8	All Models	383	—	5072K	—	—	7045	—
1964-69	8	All Models	273	4047	5047B,K,R,Y	8847	—	7047	—
1958-66	8	All Models	350, 361	—	5072K	—	—	7045	—
1963-65	8	All Models Std & Maxi Wedge, Not Hemi	426	—	5072K	—	—	7045	—
1959-65	8	All Models	413	—	5072K	—	—	7045	—
PLYMOUTH TRUCKS									
1996-2000	4	Voyager, DOHC 16v	2.4L X 2429cc	—	—	—	—	7961B,R,Y	—
1989-90	4	Voyager, w/Turbo	2.5L J 153	4057	—	—	—	—	—
1987-90	4	Voyager	2.5L K 153	4057	—	—	—	—	—
1984-87	4	Voyager	2.2L C 135	4057	—	—	—	—	—
1983	4	Scamp	2.2L 4 135	4057	—	—	—	—	—
1983	8	PB 150-350 Van & Chassis	5.2L T,U 318	—	5107R	—	—	—	—
1981-82	8	PB 150-350 Van & Chassis	5.2L P,R 318	—	5107R	—	—	—	—
1982	8	M,R 350 Van & Chassis, PB 350 Van & Chassis	5.9L 1,W 360	—	5107R	—	—	—	—
	8	PB 350 Van & Chassis	5.9L U,V 360	—	5107R	—	—	—	—
1981	8	M,R 350 Van & RV Chassis, PB 250-350 Van & Chassis	5.9L T 360	—	5107R	—	—	—	—
	8	Trail Duster	5.2L P,R 318	—	5107R	—	—	—	—
	8	Trail Duster	5.9L T 360	—	5107R	—	—	—	—
	8	PB 100-300 Van & Chassis, Trail Duster	5.2L E,P 318	—	5107R	—	—	—	—
	8	PB 200-300 Van & Chassis, Trail Duster	5.9L F,T 360	—	5107R	—	—	—	—
1974-78	8	M,R 300 Van & RV Chassis	440-3	4045	5045K	—	—	—	—
	8	PB 100-300 Van & Chassis, Trail Duster	318 E	4047	5047B,K,R,Y	8847	—	7047	—
	8	PB 100-300 Van & Chassis, Trail Duster	360 F	4047	5047B,K,R,Y	8847	—	7047	—
	8	PB 200-300 Van & Chassis, Trail Duster	400 J	4045	5045K	—	—	—	—
	8	PB 200-300 Van & Chassis, Trail Duster	440 D	4045	5045K	—	—	—	—
PONTIAC									
1993	4	Sunfire	2.2L 4 134	—	—	—	—	7968B,R,Y	—
1987-91	4	6000, Grand Am	2.5L R 151	4059	—	—	—	—	—
1987-88	4	Fiero	2.5L R 151	4059	—	—	—	—	—
1985-86	4	6000, Fiero, Firebird, Grand Am	2.5L U 151	4059	—	—	—	—	—
1995-2002	6	Firebird	3.8L K 231	—	—	—	9045	—	—
1993-95	6	Firebird	3.4L S 207	—	5130K	—	—	—	—
2008	8	G8	6.0L	—	—	—	9070	—	—
2005-08	8	Grand Prix	5.3L C	—	—	—	9070	—	—
2005-06	8	GTO	6.0L U	—	—	—	9070	—	—
2004	8	GTO LS-1 engine		—	—	—	9052	—	—

8800 series wire sets are Spiral core, 8900 series wire sets are Graphite Suppression core. Part # suffix indicates wire set color; B-blue, K-black, R-red, Y-yellow.

Year	Cyl.	Model & Notes	Engine & Code	SuperStock	SuperStock Spiral	8.8mm	Extreme 9000	300+ Race Wire	Armor Shield
PONTIAC (cont.)									
1998-2002	8	Firebird, LS1 Engine	5.6L G 346	—	—	—	9052	7152	—
1993-97	8	Firebird, LT1/LT4 Engine	5.7L P 350	—	—	—	9037	7137	—
1988-92	8	Firebird, Throttle Body Injection	5.0L E 305	4065	—	8865	9033	7065	—
	8	Firebird, Tune Port Injection	5.7L 8 350	4065	—	8865	9033	7065	—
1987-92	8	Firebird, Tune Port Injection	5.0L F 305	4065	—	8865	9033	7065	—
1986-89	8	Safari Wagon	5.0L Y 307	4053	5053K,Y	—	—	—	8007B
1987	8	Firebird	5.0L H 305	4065	—	8865	9033	7065	—
	8	Firebird, TPI w/Coil In Cap Distributor	5.7L 8 350	4066	—	8865	9029	—	—
1987	8	Firebird, TPI w/Remote Coil Distributor	5.7L 8 350	4065	—	8865	9033	7065	—
1987	8	Grand Prix	5.0L H 305	—	5143K	—	—	—	—
1984-86	8	Firebird, w/H.O. 4bbl Carb	5.0L G 305	4049	5049B,K,R,Y	8849	—	7049	—
1983-86	8	Bonneville, Grand Prix, Parisienne, Safari Wagon	5.0L H 305	4049	5049B,K,R,Y	8849	—	7049	—
1982-86	8	Firebird	5.0L H 305	4049	5049B,K,R,Y	8849	—	7049	—
1986	8	Parisienne	5.0L Y 307	4053	5053K,Y	—	—	—	8007B
1983	8	Firebird, Cross-Fire Fuel Injection	5.0L S 305	4049	5049B,K,R,Y	8849	—	7049	—
1981-82	8	Bonneville, Canada Only	4.4L J 267	4049	5049B,K,R,Y	8849	—	7049	—
	8	Grand Prix, Canada Only	4.4L J 267	4049	5049B,K,R,Y	8849	—	7049	—
1980-81	8	Bonneville, Catalina	4.4L S 265	4051	5051K	—	—	7051	8007B
	8	Firebird, w/oTurbo	4.9L W 301	4051	5051K	—	—	7051	8007B
	8	Grand Prix, Lemans	4.4L S 265	4051	5051K	—	—	7051	8007B
1981	8	Bonneville, Catalina	5.0L Y 307	4053	5053K,Y	—	—	—	8007B
	8	Catalina, Lemans, Canada Only	4.4L J 267	4049	5049B,K,R,Y	8849	—	7049	—
	8	Firebird	4.4L S 265	4051	5051K	—	—	7051	8007B
1978-80	8	Bonneville, Catalina, Buick Engine	5.7L X 350	4051	5051K	—	—	7051	8007B
	8	Grand Am	4.9L W,Y 301	4051	5051K	—	—	7051	8007B
1977-80	8	Bonneville	4.9L W,Y 301	4051	5051K	—	—	7051	8007B
	8	Bonneville, Oldsmobile Engine	5.7L R 350	4053	5053K,Y	—	—	—	8007B
	8	Catalina	4.9L W,Y 301	4051	5051K	—	—	7051	8007B
1977-80	8	Catalina, Oldsmobile Engine	5.7L R 350	4053	5053K,Y	—	—	—	8007B
	8	Grand Prix, Lemans	4.9L W,Y 301	4051	5051K	—	—	7051	8007B
1980	8	Firebird, Except California	5.0L H 305	4048	5048B,K,R,Y	8848	9011	7048	8002B
1978-79	8	Firebird, Chevrolet Engine	350 L	4048	5048B,K,R,Y	8848	9011	7048	8002B
1977-79	8	Bonneville, Oldsmobile Engine	403 K	4053	5053K,Y	—	—	—	8007B
	8	Catalina, Oldsmobile Engine	403 K	4053	5053K,Y	—	—	—	8007B
	8	Firebird	301 W,Y	4051	5051K	—	—	7051	8007B
	8	Firebird, Oldsmobile Engine	403 K	4053	5053K,Y	—	—	—	8007B
	8	Phoenix, Chevrolet Engine	350 L	4048	5048B,K,R,Y	8848	9011	7048	8002B
1973-79	8	Firebird, w/HEI	400 Z	4051	5051K	—	—	7051	8007B
1979	8	Firebird, Chevrolet Engine	305 G	4048	5048B,K,R,Y	8848	9011	7048	8002B
	8	Phoenix, Chevrolet Engine	305 G	4048	5048B,K,R,Y	8848	9011	7048	8002B
1977-78	8	Firebird, Chevrolet Engine	305 U	4048	5048B,K,R,Y	8848	9011	7048	8002B
	8	Lemans, Chevrolet Engine	305 U	4049	5049B,K,R,Y	8849	—	7049	—
	8	Phoenix, Chevrolet Engine	305 U	4048	5048B,K,R,Y	8848	9011	7048	8002B
1973-78	8	Bonneville, w/HEI	400 Z	4051	5051K	—	—	7051	8007B
	8	Catalina, w/HEI	400 Z	4051	5051K	—	—	7051	8007B
1978	8	Grand Am, Chevrolet Engine	305 U	4049	5049B,K,R,Y	8849	—	7049	—
	8	Grand Am, Chevrolet Engine	350 L	4049	5049B,K,R,Y	8849	—	7049	—
	8	Grand Prix, Chevrolet Engine	305 U	4048	5048B,K,R,Y	8848	9011	7048	8002B
	8	Grand Prix, Chevrolet Engine	350 L	4048	5048B,K,R,Y	8848	9011	7048	8002B
	8	Lemans, Chevrolet Engine	350 L	4049	5049B,K,R,Y	8849	—	7049	—
1976-77	8	Bonneville	350 P	4051	5051K	—	—	7051	8007B
	8	Catalina	350 P	4051	5051K	—	—	7051	8007B
	8	Grand Prix	350 P	4051	5051K	—	—	7051	8007B
1973-77	8	Firebird, w/HEI	350 P	4051	5051K	—	—	7051	8007B

8800 series wire sets are Spiral core, 8900 series wire sets are Graphite Suppression core. Part # suffix indicates wire set color; B-blue, K-black, R-red, Y-yellow.

Year	Cyl.	Model & Notes	Engine & Code	SuperStock	SuperStock Spiral	8.8mm	Extreme 9000	300+ Race Wire	Armor Shield
PONTIAC (cont.)									
	8	Grand Prix, w/HEI	400 Z	4051	5051K	—	—	7051	8007B
	8	Lemans, w/HEI	350 P	4051	5051K	—	—	7051	8007B
	8	Lemans, w/HEI	400 Z	4051	5051K	—	—	7051	8007B
1977	8	Firebird, Oldsmobile Engine	350 R	4053	5053K,Y	—	—	—	8007B
	8	Grand Prix, Oldsmobile Engine	350 R	4053	5053K,Y	—	—	—	8007B
	8	Grand Prix, Oldsmobile Engine	403 K	4053	5053K,Y	—	—	—	8007B
	8	Lemans, Oldsmobile Engine	350 R	4053	5053K,Y	—	—	—	8007B
	8	Lemans, Oldsmobile Engine	403 K	4053	5053K,Y	—	—	—	8007B
	8	Phoenix, Oldsmobile Engine	350 R	4053	5053K,Y	—	—	—	8007B
	8	Ventura,	301 Y	4051	5051K	—	—	7051	8007B
	8	Ventura, Chevrolet Engine	305 U	4048	5048B,K,R,Y	8848	9011	7048	8002B
	8	Ventura, Chevrolet Engine	350 L	4048	5048B,K,R,Y	8848	9011	7048	8002B
	8	Ventura, Oldsmobile Engine	350 R	4053	5053K,Y	—	—	—	8007B
1975-76	8	Ventura, Oldsmobile Engine	260 F	4053	5053K,Y	—	—	—	8007B
1973-76	8	Bonneville, w/HEI	455	4051	5051K	—	—	7051	8007B
	8	Catalina, w/HEI	455	4051	5051K	—	—	7051	8007B
	8	Grand Prix, w/HEI	455	4051	5051K	—	—	7051	8007B
1973-76	8	Lemans, w/HEI	455	4051	5051K	—	—	7051	8007B
1973-76	8	Ventura, w/HEI	350 P	4051	5051K	—	—	7051	8007B
1976	8	Lemans, Oldsmobile Engine	260 F	4053	5053K,Y	—	—	—	8007B
1973-75	8	Grand Am, w/HEI	350	4051	5051K	—	—	7051	8007B
1973-75	8	Grand Am, w/HEI	400	4051	5051K	—	—	7051	8007B
	8	Grand Am, w/HEI	455	4051	5051K	—	—	7051	8007B
	8	Grandville, w/HEI	400	4051	5051K	—	—	7051	8007B
	8	Grandville, w/HEI	455	4051	5051K	—	—	7051	8007B
1970-74	8	All Models, w/oHEI	455	4043	5043K,Y	8843	—	7043	—
1968-74	8	All Models, w/oHEI	350	4043	5043K,Y	8843	—	7043	—
1967-74	8	All Models, w/oHEI	400	4043	5043K,Y	8843	—	7043	—
1962-69	8	All Models	421, 428	4043	5043K,Y	8843	—	7043	—
1963-67	8	All Models	326	4043	5043K,Y	8843	—	7043	—
1959-66	8	All Models	389	4043	5043K,Y	8843	—	7043	—
1961-62	8	All Models	215	4047	5047B,K,R,Y	8847	—	7047	—
1957-58	8	All Models	347, 370	4043	5043K,Y	8843	—	7043	—
1955-56	8	All Models	287, 316	4043	5043K,Y	8843	—	7043	—
SUNBEAM									
1967	8	Tiger II	FORD 289	4047	5047B,K,R,Y	8847	—	7047	—
1964-66	8	Tiger	FORD 260	4047	5047B,K,R,Y	8847	—	7047	—
TOYOTA									
1992-96	4	Camry DOHC 16V	2.2L 5SFE 2165cc	—	—	—	—	7953B	—
1992-96	4	Celica DOHC 16V	2.2L 5SFE 2165cc	—	—	—	—	7953B	—
1993-94	4	MR2 DOHC 16V	2.2L 5SFE 2165cc	—	—	—	—	7953B	—
1991-92	4	MR2 Turbo DOHC 16V Turbo	2.0L 3SGTE 1998cc	—	—	—	—	7951Y	—
1990-91	4	Celica Turbo DOHC 16V	2.0L 3SGTE 1998cc	—	—	—	—	7951Y	—
1980-82	4	Corolla	1.8L 3TC 1770cc	—	—	—	—	7950B	—
1971-79	4	Corolla	1.6L 2TC 1588cc	—	—	—	—	7950B	—
1983-85	4	Celica, ST, GT, GTS Series	2.4L 22REC 146	4076	—	—	—	—	—
TOYOTA TRUCKS									
1996-97	4	RAV4 DOHC 16V	2.2L 5SFE 2165cc	—	—	—	—	7953B	—
1995-97	4	Tacoma	2.4L 2TZFE 2438cc	—	—	—	—	7956B	—
1994-97	4	T-100	2.7L 3RZFE 2693cc	—	—	—	—	7956B	—
1995-96	4	Tacoma	2.7L 3RZFE 2693cc	—	—	—	—	7956B	—
1989-92	4	4-Runner, w/Fuel Injection	2.4L 22RE 146	4076	—	—	—	—	—
	4	Pickup, w/Fuel Injection	2.4L 22RE 146	4076	—	—	—	—	—
1984-90	4	4-Runner, w/Carb	2.4L 22R 146	4076	—	—	—	—	—
	4	Pickup, w/Carb	2.4L 22R 146	4076	—	—	—	—	—
1986-88	4	Pickup, Turbo w/Fuel Injection	2.4L 22RTEC 146	4076	—	—	—	—	—
1984-88	4	4-Runner, w/Fuel Injection	2.4L 22REC 146	4076	—	—	—	—	—
	4	Pickup, w/Fuel Injection	2.4L 22REC 146	4076	—	—	—	—	—
1986-87	4	4-Runner, Turbo w/Fuel Injection	2.4L 22RTEC 146	4076	—	—	—	—	—
1983	4	Pickup	2.4L 22R 146	4076	—	—	—	—	—
1975-79	4	Pickup	2.2L 20R 134	4076	—	—	—	—	—

8800 series wire sets are Spiral core, 8900 series wire sets are Graphite Suppression core. Part # suffix indicates wire set color; B-blue, K-black, R-red, Y-yellow.

Engine Application	SuperStock	SuperStock Spiral	8.8 Spiral	300+ Race Wire	Extreme 9000	Armor Shield
AMC / JEEP ENGINES						
All 1970-74 304-401 CID	4043	•	8843	7043	•	•
All 1975-91 304-401 CID	4105	•	•	•	•	•
BUICK ENGINES						
All 1959-67 Nail Head	4043	5043K,Y	8843	7043	•	•
All 1964-74 400 -455 CID with points style dist. cap	4043	5043K,Y	8843	7043	•	•
All 1964-74 300 -350 CID with points style dist. cap	4047	5047B,K,R,Y	8847	7047	•	•
All 1974-81 350 CID with HEI distributor cap	4051	5051K	•	7051	•	8007B
CADILLAC ENGINES						
All 1964-74 429 -500 CID with points style dist. cap	4043	5043B,K,R,Y	8843	7043	•	•
CHEVROLET / GMC ENGINES						
All 1955-74 262-400 CID with points style dist. cap						
Wires routed over valve covers	4044	5044K,Y	8844	7044	•	8001B
Wires routed under exhaust manifold or headers	4042	5042K,Y	8842	•	•	•
All 1974-84 265-400 CID with HEI distributor cap						
Wires routed over valve covers	4048	5048B,K,R,Y	8848	7048	9011	8002B
Wires routed under exhaust manifold or header	4050	5050Y	8850	7050	9018	•
Throttle Body Injection						
1987-92 5.0L Camaro/Caprice	4065	•	8865	7065	9033	•
1987-95 5.0L/5.7L Truck	•	5114K	•	•	9020	•
Tune Port Fuel Injection						
1987-92 5.0L/5.7L Camaro/Firebird	4065	•	8865	7065	9033	•
1985-91 5.7L Corvette	4066	•	8866	•	9029	•
LT1 / LT4 Fuel Injected						
1992-96 5.7L Corvette	•	•	•	•	9036	•
1993-97 5.7L Camaro	•	•	•	7137	9037	•
1994-96 4.3L/5.7L Caprice/Impala	•	•	•	•	9038	•
All 1997-2004 Corvette / Camaro / Firebird LS-1, LS-6	•	•	•	7152	9052	•
Big Block 396-502 CID with points style dist. cap	4043	5043K,Y	8843	7043	•	•
Big Block 396-502 CID with HEI distributor cap	4071	5071K	•	7071	•	8007B
Truck 7.4L Throttle Body Injection						
1987-90	•	•	•	•	•	•
1990-95 (except SS 454)	•	•	•	•	9024	•
1996-2000 7.4L Vortec	•	•	•	•	9043	•
1999-2006 Chevy/GMC 4.8L/5.3L/6.0L GEN III LS-1 type	•	•	•	•	9059	•
All 1996-2000 Chevy/GMC Truck 5.0L/5.7L Vortec	•	•	•	•	9042	•
CHRYSLER/DODGE/PLYMOUTH ENGINES						
A-Block 273-360 CID						
1964-78	4047	5047B,K,R,Y	8847	7047	•	•
1979-89	•	5107R	•	•	•	•
Truck 1988-92 Throttle Body Injection	•	5107R	•	•	•	•
Truck "Magnum Series" Fuel Injection						
1997-98 5.2L 318 CID	•	•	•	•	9023	•
1992-98 5.9L 360 CID	•	•	•	•	9023	•
1994-2001 8.0L 488 CID	•	•	•	•	•	•
Viper R/T-10 Roadster 1993-96 8.0L 488 CID	•	•	•	•	•	•
Viper R/T-10 Coupe/Roadster 1996-2002 8.0L 488 CID	•	•	•	•	•	•
B, RB Block 361-440 CID						
1958-72 (except Hemi)	4072	5072K	•	7045	•	•
1973-78	4045	5045K	•	7045	•	•
FORD/LINCOLN/MERCURY						
All 221-351W CID (except Boss 302)						
With points style or Female socket distributor cap	4047	5047B,K,R,Y	8847	7047	•	•
With "Dura-Spark" or Male post style distributor cap						
1977-79	4052	•	•	•	•	•
1980-85 wo/EEC-IV	4069	5069B	8869	7069	•	•
1983-93 w/EEC-IV	4054	•	8854	7054	9022	•
Mustang/ Capri 5.0L 1986-93 Multi-Port Fuel Injection	4056	5056B	8854	7054	9022	•
Truck 1988-98 5.0L/5.8L with Fuel Injection	•	5056B	•	7054	9022	•

Engine Application	SuperStock	SuperStock Spiral	8.8 Spiral	300+ Race Wire	Extreme 9000	Armor Shield
FORD/LINCOLN/MERCURY (cont.)						
All 351C/M, 400/M CID (and Boss 302)						
With points style or Female socket distributor cap	4046	5046B,	8846	•	•	•
With "Dura-Spark" or Male post style distributor cap	4068	•	•	•	•	•
All "FE" 352-428 CID (except SOHC 427)						
With points style or female socket distributor cap	4046	5046B	8846	•	•	•
All Big Block 429-460 CID						
With points style or female socket distributor cap	4046	5046B	8846	•	•	•
With "Dura-Spark" or Male post style dist. cap wo/EEC-IV	4052	•	•	•	•	•
Truck 1998-88 7.5L with Fuel Injection	4056	5056B	•	7054	9022	9022
Modular 4.6L 281 CID						
1991-97 Full Size SOHC	•	5137B	•	•	•	
1996-98 Mustang SOHC	•	•	•	7139	•	
1996-98 Cobra DOHC 32V	•	•	•	7141A	•	
OLDSMOBILE ENGINES						
All 1964-74 330-455 CID with points style dist. cap	4047	5047B,K,R,Y	8847	7047	•	•
All 1974-91 260-455 CID with HEI distributor cap	4053	5053K	•	•	•	8007B
PONTIAC ENGINES						
All 1959-74 326-455 CID with points style dist. cap	4043	5043K,Y	8843	7043	•	•
All 1974-81 265-455 CID with HEI distributor cap (exc. 1980-81 4.9L 301 Turbo)	4051	5051K	•	7051	•	8007B

Make/Year	Engine	SuperStock 7mm Copper	Supp.	SuperStock 8mm Copper	Supp.	Spiral	Armor Shield 8.8mm Supp.	Ceramic Booted
AMC / JEEP								
1993-98	All 8 cyl. 5.2L Magnum engines	•	•	•	•	•	•	9000C
1975-91	All 8 cyl. w/ electronic ignition	•	3010, B	•	4040,B,K,R	5040B,K,R,Y	8008B	9000C
1980-90	All 4 cyl. engines w/ HEI	•	•	•	4015	5040B,K,R,Y	•	9000C
1975-90	All 6 cyl. w/ electronic ignition	•	3010,B	•	4021	5040B,K,R,Y	•	9000C
1957-74	All 6 cyl. w/ points ignition	3008, B	3010,B	4038,B	4021	5040B,K,R,Y	•	9000C
	All 8 cyl. w/ points ignition	3008, B	3010, B	4038,B	4040, B,K,R	5040B,K,R,Y	8008B	9000C
1950-72	All 4 cyl. w/ points ignition	•	•	4014	4015	5040B,K,R,Y	•	9000C
BUICK								
1982-98	All 6 cyl. 3.0L/3.8L w/ front wheel drive	•	•	•	4040,B,K,R	5040B,K,R,Y	8010B	9000C
1991-93	All 8 cyl. Chevrolet engs. (8) 90 boots	•	•	•	•	•	•	9000C
1980-92	All 4 cyl. engs. w/ HEI exc. Quad 4	•	•	•	4015	•	•	9000C
1975-90	All 8 cyl. Oldsmobile engines w/ HEI	•	•	•	4040,B,K,R	5040B,K,R,Y	8010B	9000C
1978-87	All 6 cyl. 3.8L 231 Turbo engines	•	•	•	•	•	•	9000C
1975-87	All 6 cyl. 3.8L/4.1L w/ rear wheel drive	•	•	•	4021	5040B,K,R,Y	•	9000C
1980-86	All 6 cyl. 2.8Engines	•	•	•	4021	5040B,K,R,Y	•	9000C
1975-81	All 8 cyl. Pontiac engines w/ HEI	•	•	•	4040,B,K,R	5040B,K,R,Y	8010B	9000C
1974-81	All 8 cyl. Buick engines w/ HEI	•	•	•	4040,B,K,R	5040B,K,R,Y	8010B	9000C
1975-80	All 8 cyl. Chevrolet engines w/ HEI	•	•	•	4041,B,K,R	5041B,K,R,Y	8011B	9001C
1971-79	All 4 cyl. engines w/ points ignition	•	•	4014	4015	•	•	9000C
1975-76	All 6 cyl. engines w/HEI	•	•	•	4021	5040B,K,R,Y	•	9000C
1963-74	All 6 cyl. engines w/ points ignition	3008, B	3010,B	4038,B	4021	5040B,K,R,Y	•	9000C
1959-74	All 8 cyl. w/ points ignition	3008, B	3010,B	4038,B	4040, B,K,R	5040B,K,R,Y	8008B	9000C

Part # suffix indicates wire set color; B-blue, K-black, R-red, Y-yellow.

Notes: Some 6 cyl. applications require and are shown covered by an 8 cyl. wire set. ACCEL does NOT recommend metallic core wire sets for application with electronic ignition systems because of their incompatibility with EMI / RFI (radio noise) emissions.

Make/Year	Engine	SuperStock 7mm Copper	Supp.	SuperStock 8mm Copper	Supp.	Spiral	Armor Shield 8.8mm Supp.	Ceramic Booted
CADILLAC								
1993-99	All 8 cyl. 4.6L NorthStar	•	•	•	•	•	•	9000C
1975-95	All 8 cyl. Cadillac exc. NorthStar	•	•	•	4040,B,K,R	5040B,K,R,Y	8010B	9000C
1990-93	All 8 cyl. Chevrolet engs. (8) 90 boots	•	•	•	•	•	•	9000C
1976-90	All 8 cyl. Oldsmobile engines	•	•	•	4040, B,K,R	5040B,K,R,Y	8010B	9000C
1980-86	All 6 cyl. 2.8L & 4.1L engines	•	•	•	4021	5040B,K,R,Y	•	9000C
1949-74	All 8 cyl. engines w/ points ignition	3008, B	3010, B	4038,B	4040, B,K,R	5040B,K,R,Y	8008B	9000C
CHEVROLET (INCLUDING TRUCKS & GMC)								
1982-93	All 6 cyl. 2.8L/3.1L w/ rear wheel drive	•	•	•	4021	5040B,K,R,Y	•	9000C
1975-93	All 4 cyl. engs. w/ HEI exc. Quad 4	•	•	•	4015	•	•	•
1987-91	Corvette exc. LT1 and ZR-1 engines	•	•	•	4041,B,K,R	5041B,K,R,Y	8011B	9001C
1986-90	All 8 cyl. Oldsmobile engines	•	•	•	4040, B,K,R	5040B,K,R,Y	8010B	9000C
1975-89	All 6 cyl. 250, 292 engines w/HEI	•	•	•	4021	5040B,K,R,Y	•	9000C
1974-89	All Big Block engines w/ HEI	•	•	•	4040,B,K,R	5040B,K,R,Y	8010B	9000C
1978-87	All 6 cyl. 3.2L/3.8L (196, 231) Buick	•	•	•	4021	5040B,K,R,Y	•	9000C
1980-86	All 6 cyl. 2.8L w/ front wheel drive	•	•	•	4021	5040B,K,R,Y	•	9000C
1978-86	All 6 cyl. 3.3L/3.8L/4.3L (200, 229, 262) Chevrolet eng. (6) 90 boots	•	•	•	4041,B,K,R	5041B,K,R,Y	8011B	9001C
1974-86	All Small Blocks w/ HEI, (8) 90 boots	•	•	•	4041,B,K,R	5041B,K,R,Y	8011B	9001C
1978-83	All 6 cyl. 3.8L 231 Turbo engines	•	•	•	•	•	•	•
1962-79	All 4 cyl. engines w/ points ignition	•	•	4014	4015	•	•	•
1965-75	All Big Block engs. w/ points ignition	3008, B	3010,B	4038, B	4040, B,K,R	5040B,K,R,Y	8008B	9000C
1955-75	All Small Blocks w/ points ignition	3009, B	3011, B	4039,B	4041, B,K,R	5041B,K,R,Y	8009B	9001C
1950-75	All 6 cyl. engines w/ points ignition except Corvair engines	3008, B	3010,B	4038,B	4021	5040B,K,R,Y	•	9000C
1958-65	All 348, 409 engs. w/ points ignition	3008, B	3010,B	4038, B	4040, B,K,R	5040B,K,R,Y	8010B	9000C
CHRYSLER / DODGE / PLYMOUTH (INCLUDING TRUCKS)								
1993-2001	All 3.9L 6 cyl. Magnum engines	•	•	•	•	•	•	•
1992-2001	All 8 cyl. 5.2L/5.9L Magnum engines	•	•	•	•	•	•	•
1986-92	All 3.9L 6 cyl. engines	•	3010,B	•	4021	5040B,K,R,Y	8008B	9000C
1972-92	All 8 cyl. 318-360 eng. w/ elec. ignition	•	3010, B	•	4040,B,K,R	5040B,K,R,Y	8008B	9000C
1980-89	All 4 cyl. except 1.7L/2.2L/2.5L engs.	•	•	•	4015	•	•	•
1972-87	All 6 cyl. 198-225 eng. w/ elec. ignition	•	3010,B	•	4021	5040B,K,R,Y	8008B	9000C
1972-81	All 8 cyl. 400-440 eng. w/ elec. ignition	•	3011, B	•	4041,B,K,R	5041B,K,R,Y	8009B	9001C
1976-79	All 4 cyl. engines w/ electronic ignition	•	•	•	4015	•	•	•
1972-75	All 4 cyl. engines w/ points ignition	•	•	4014	4015	•	•	•
1961-73	All 6 cyl. engines w/ points ignition	3008, B	3010, B	4038,B	4021	5040B,K,R,Y	•	9000C
1964-72	All 8 cyl. 273-360 eng. w/ pst.. ignition	3008, B	3010,B	4038, B	4040, B,K,R	5040B,K,R,Y	8008B	9000C
1958-72	All 8 cyl. 361-440 eng. w/ pst.. ignition	3009, B	3011,B	4039, B	4041, B,K,R	5041B,K,R,Y	8009B	9001C
1951-71	All 8 cyl. Hemi eng. w/ insulator tubes	•	•	•	•	•	•	•
	All 8 cyl. Hemi eng. wo/ insulator tubes	3008, B	3010, B	•	•	•	•	•
FORD / MERCURY / LINCOLN (INCLUDING TRUCKS)								
1977-98	All 6 cyl. 200, 250, 300 engines	•	•	•	4021	5040B,K,R,Y	•	9000C
	All 8 cyl. 4.2L/5.0L/5.8L Windsor engs. Not 4.6L SOHC or DOHC engines	•	•	•	4040,B,K,R	5040B,K,R,Y	8010B	9000C
	All 8 cyl. 7.5L Big Block engines	•	•	•	4040,B,K,R	5040B,K,R,Y	8010B	9000C
1977-95	All V6 engines except Taurus SHO and engines w/ DIS coil packs	•	•	•	4021	5040B,K,R,Y	•	9000C
1977-91	All 2.3L 4 cyl. engs. exc. Twin-Plug	•	•	•	4015	•	•	9000C
1977-82	All 8 cyl. 351C/M 400 Cleveland engs.	•	•	•	4040,B,K,R	5040B,K,R,Y	8010B	9000C
1974-76	All 4 cyl. engines w/ electronic ignition w/ female tower distributor cap	•	•	•	4015	•	•	9000C

Part # suffix indicates wire set color; B-blue, K-black, R-red, Y-yellow.

Notes: Some 6 cyl. applications require and are shown covered by an 8 cyl. wire set. ACCEL does NOT recommend metallic core wire sets for application with electronic ignition systems because of their incompatibility with EMI / RFI (radio noise) emissions.

Make/Year	Engine	SuperStock 7mm Copper	Supp.	SuperStock 8mm Copper	Supp.	Spiral	Armor Shield 8.8mm Supp.	Ceramic Booted
FORD / MERCURY / LINCOLN (INCLUDING TRUCKS) (cont.)								
	All 6 cyl. engines w/ electronic ignition w/ female tower distributor cap	•	3010,B	•	4021	5040B,K,R,Y	•	9000C
	All 8 cyl. engines w/ electronic ignition w/ female tower distributor cap	•	3010, B	•	4040,B,K,R	5040B,K,R,Y	8008B	9000C
1971-74	All 4 cyl. engines w/ points ignition	•	•	4014	4015	•	•	9000C
1954-74	All 8 cyl. engines w/ points ignition	3008, B	3010, B	4038,B	4040, B,K,R	5040B,K,R,Y	8008B	9000C
1952-74	All 6 cyl. engines w/ points ignition	3008, B	3010,B	4038,B	4021	5040B,K,R,Y	•	9000C
1932-53	All 8 cyl. Flathead engines	3009, B	3001, B	•	•	•	•	9000C
OLDSMOBILE								
1982-2001	All 6 cyl. 3.0L/3.8L w/ front wheel drive	•	•	•	4040,B,K,R	5040B,K,R,Y	•	9000C
1995-99	All 8 cyl. 4.0L Aurora	•	•	•	•	•	•	9000C
1990-92	All 8 cyl. Chevrolet engs. (8) 90 boots	•	•	•	•	•	•	9000C
1976-92	All 4 cyl. engs. w/ HEI exc. Quad 4	•	•	•	4015	•	•	9000C
1974-90	All 8 cyl. Oldsmobile engines w/ HEI	•	•	•	4040,B,K,R	5040B,K,R,Y	8010B	9000C
1977-87	All 6 cyl. 3.8L/4.1L w/ rear wheel drive	•	•	•	4021	5040B,K,R,Y	•	9000C
1980-86	All 6 cyl. 2.8L engines	•	•	•	4021	5040B,K,R,Y	•	9000C
1975-81	All 8 cyl. Pontiac engines w/ HEI	•	•	•	4040,B,K,R	5040B,K,R,Y	8010B	9000C
1977-80	All 8 cyl. Chevrolet engs. (8) 90 boots	•	•	•	4041,B,K,R	5041B,K,R,Y	8011B	9001C
1975-76	All 6 cyl. engines w/HEI	•	•	•	4021	5040B,K,R,Y	•	9000C
1978-81	All 6 cyl. engines w/ points ignition	3008, B	3010,B	4038,B	4021	5040B,K,R,Y	•	9000C
1949-74	All 8 cyl. w/ points ignition	3008, B	3010, B	4038,B	4040, B,K,R	5040B,K,R,Y	8008B	9000C
PONTIAC								
2001-87	All 6 cyl. 3.8L w/ front wheel drive	•	•	•	4040,B,K,R	5040B,K,R,Y	•	9000C
1987-92	All 8 cyl. Chevrolet engs. (8) 90 boots	•	•	•	•	•	•	•
1982-92	All 6 cyl. 2.8L/3.1L w/ rear wheel drive	•	•	•	4021	5040B,K,R,Y	•	9000C
1975-91	All 4 cyl. engs. w/ HEI exc. Quad 4	•	•	•	4015	•	•	•
1976-90	All 8 cyl. Oldsmobile engines	•	•	•	4040, B,K,R	5040B,K,R,Y	8010B	9000C
1977-87	All 6 cyl. 3.8L/4.1L w/ rear wheel drive	•	•	•	4021	5040B,K,R,Y	•	9000C
1980-86	All 6 cyl. 2.8L w/ front wheel drive	•	•	•	4021	5040B,K,R,Y	•	9000C
1977-86	All 8 cyl. Chevrolet engs. (8) 90 boots	•	•	•	4041,B,K,R	5041B,K,R,Y	8011B	9001C
1978-81	All 8 cyl. Buick engines	•	•	•	4040, B,K,R	5040B,K,R,Y	8010B	9000C
1974-81	All 8 cyl. Pontiac engines							
	w/ HEI, except turbo	•	•	•	4040,B,K,R	5040B,K,R,Y	8010B	9000C
1975-76	All 6 cyl. engines w/HEI	•	•	•	4021	5040B,K,R,Y	•	9000C
1978-81	All 6 cyl. engines w/ points ignition	3008, B	3010,B	4038,B	4021	5040B,K,R,Y	•	9000C

Make/Year	Engine	ACCEL 8.8 Stainless Steel	Spiral Core	Graphite Supp.	300+ Race Wire	Extreme 900 8mm Ferro Spiral	Pro 25 Wire	300+ 5mm
AMC / JEEP								
1993-98	All 8 cyl. 5.2L Magnum engines	•	•	•	•	9000	257040	7540,B,K,R,Y
1975-91	All 8 cyl. w/ electronic ignition	•	8032	8022	7032 / 7040	9000	257040	7540,B,K,R,Y
1980-90	All 4 cyl. engines w/ HEI	•	8038	8028	7008	•	257040	7540,B,K,R,Y
1975-90	All 6 cyl. w/ electronic ignition	•	8036	8026	7032 / 7040	9000	257040	7540,B,K,R,Y
1957-74	All 6 cyl. w/ points ignition	8027	8036	8026	7032 / 7040	9000	257040	7540,B,K,R,Y
	All 8 cyl. w/ points ignition	8025	8032	8022	7032 / 7040	9000	257040	7540,B,K,R,Y
1950-72	All 4 cyl. w/ points ignition	•	8038	8028	7008	•	257040	7540,B,K,R,Y
BUICK								
1982-98	All 6 cyl. 3.0L/3.8L w/ front wheel drive	•	8033	8023	•	9000	257040	7540,B,K,R,Y
1991-93	All 8 cyl. Chevrolet engs. (8) 90 boots	•	8031	8021	•	•	257040	•

Part # suffix indicates wire set color; B-blue, K-black, R-red, Y-yellow.

Notes: Some 6 cyl. applications require and are shown covered by an 8 cyl. wire set. ACCEL does NOT recommend metallic core wire sets for application with electronic ignition systems because of their incompatibility with EMI / RFI (radio noise) emissions.

Make/Year	Engine	ACCEL 8.8 Stainless Steel	Spiral Core	Graphite Supp.	300+ Race Wire	Extreme 900 8mm Ferro Spiral	Pro 25 Wire	300+ 5mm
BUICK (cont.)								
1980-92	All 4 cyl. engs. w/ HEI exc. Quad 4	•	8038	8028	7008	•	257040	•
1975-90	All 8 cyl. Oldsmobile engines w/ HEI	•	8033	8023	7033 / 7040	9000	257040	7540,B,K,R,Y
1978-87	All 6 cyl. 3.8L 231 Turbo engines	•	8036	•	7033 / 7040	9003	257040	•
1975-87	All 6 cyl. 3.8L/4.1L w/ rear wheel drive	•	8036	8026	7033 / 7040	9000	257040	•
1980-86	All 6 cyl. 2.8Lengines	•	8036	8026	7033 / 7040	9000	257040	•
1975-81	All 8 cyl. Pontiac engines w/ HEI	•	8033	8023	7033 / 7040	9000	257040	7540,B,K,R,Y
1974-81	All 8 cyl. Buick engines w/ HEI	•	8033	8023	7033 / 7040	9000	257040	7540,B,K,R,Y
1975-80	All 8 cyl. Chevrolet engines w/ HEI	•	8031	8021	7031 / 7041	9001	257041	7541,B,K,R,Y
1971-79	All 4 cyl. engines w/ points ignition	•	8038	8028	7008	•	257040	•
1975-76	All 6 cyl. engines w/HEI	•	8036	8026	7033 / 7040	9000	257040	•
1963-74	All 6 cyl. engines w/ points ignition	8027	8036	8026	7032 / 7040	9000	257040	•
1959-74	All 8 cyl. w/ points ignition	8025	8033	8022	7032 / 7040	9000	257040	7540,B,K,R,Y
CADILLAC								
1993-99	All 8 cyl. 4.6L NorthStar	•	•	•	7155	•	257040	•
1975-95	All 8 cyl. Cadillac exc. NorthStar	•	8033	8023	7033 / 7040	9000	257040	7540,B,K,R,Y
1990-93	All 8 cyl. Chevrolet engs. (8) 90 boots	•	8031	8021	•	•	257040	•
1976-90	All 8 cyl. Oldsmobile engines	•	8033	8023	7033 / 7040	9000	257040	7540,B,K,R,Y
1980-86	All 6 cyl. 2.8L & 4.1Lengines	•	8036	8026	7033 / 7040	9000	257040	7540,B,K,R,Y
1949-74	All 8 cyl. engines w/ points ignition	8025	8033	8022	7032 / 7040	9000	257040	7540,B,K,R,Y
CHEVROLET (INCLUDING TRUCKS & GMC)								
1987-95	All 7.4L [N] code Big Block engs.	•	8033	8023	•	•	•	•
1987-95	All 6 cyl. 4.3L engines (6) 90 boots	•	8031	8021	•	•	•	•
1993-87	All Small Block engs. exc. Corvette	•	8031	8021	•	•	•	•
1982-93	All 6 cyl. 2.8L/3.1L w/ rear wheel drive	•	8036	8026	7033 / 7040	9000	257040	7540,B,K,R,Y
1975-93	All 4 cyl. engs. w/ HEI exc. Quad 4	•	8038	8028	7008	•	•	•
1987-91	Corvette exc. LT1 and ZR-1 engines	•	8031	8021	•	9001	257041	7541,B,K,R,Y
1986-90	All 8 cyl. Oldsmobile engines	•	8033	8023	7033 / 7040	9000	257040	7540,B,K,R,Y
1975-89	All 6 cyl. 250, 292 engines w/HEI	•	8036	8026	7033 / 7040	9000	257040	7540,B,K,R,Y
1974-89	All Big Block engines w/ HEI	•	8033	8023	7033 / 7040	9003	257040	7540,B,K,R,Y
1978-87	All 6 cyl. 3.2L/3.8L (196, 231)Buick	•	8036	8026	7033 / 7040	9000	257040	7540,B,K,R,Y
1980-86	All 6 cyl. 2.8L w/ front wheel drive	•	8036	8026	7033 / 7040	9000	257040	7540,B,K,R,Y
1978-86	All 6 cyl. 3.3L/3.8L/4.3L (200, 229, 262) Chevrolet eng. (6) 90 boots	•	8031	8021	7031 / 7041	9001	257041	7541,B,K,R,Y
1974-86	All Small Blocks w/ HEI, (8) 90 boots	•	8031	8021	7031 / 7041	9001	257041	7541,B,K,R,Y
1978-83	All 6 cyl. 3.8L 231 Turbo engines	•	•	•	•	9003	•	•
1962-79	All 4 cyl. engines w/ points ignition	•	8038	8028	7008	•	•	•
1965-75	All Big Block engs. w/ points ignition	8025	8033	8022	7032 / 7040	9003	257040	7540,B,K,R,Y
1955-75	All Small Blocks w/ points ignition	8024	8030	8020	7030 / 7007	9004	257041	7541,B,K,R,Y
1950-75	All 6 cyl. engines w/ points ignition except Corvair engines	8027	8036	8026	7032	9000	257040	•
1958-65	All 348, 409 engs. w/ points ignition	8025	8033	8022	7032	9000	257040	7540,B,K,R,Y
CHRYSLER / DODGE / PLYMOUTH (INCLUDING TRUCKS)								
1993-2001	All 3.9L 6 cyl. Magnum engines	•	•	•	•	9000	•	•
1992-2001	All 8 cyl. 5.2L/5.9L Magnum engines	•	•	•	•	9000	•	•
1986-92	All 3.9L 6 cyl. engines	•	8036	8026	7032 / 7040	9000	257040	7540,B,K,R,Y
1972-92	All 8 cyl. 318-360 eng. w/ elec. ignition	•	8033	8022	7032 / 7040	9000	257040	7540,B,K,R,Y
1980-89	All 4 cyl. except 1.7L/2.2L/2.5Lengs.	•	8038	8028	7008	•	•	•
1972-87	All 6 cyl. 198-225 eng. w/ elec. ignition	•	8036	8026	7032 / 7040	9000	•	•
1972-81	All 8 cyl. 400-440 eng. w/ elec. ignition (exc. 440-3)	•	8030	8020	7007	9004	257040	7540,B,K,R,Y
1973-80	All 8 cyl. 440-3 engines	•	8030	8020	7030 / 7041	9001	257041	7541,B,K,R,Y

Part # suffix indicates wire set color; B-blue, K-black, R-red, Y-yellow.

Notes: Some 6 cyl. applications require and are shown covered by an 8 cyl.wire set. ACCEL does NOT recommend metallic core wire sets for application with electronic ignition systems because of their incompatibility with EMI / RFI (radio noise) emissions.


Make/Year	Engine	ACCEL 8.8 Stainless Steel	Spiral Core	Graphite Supp.	300+ Race Wire	Extreme 900 8mm Ferro Spiral	Pro 25 Wire	300+ 5mm
1976-79	All 4 cyl. engines w/ electronic ignition	•	8038	8028	7008	•	•	•
1972-75	All 4 cyl. engines w/ points ignition	•	8038	8028	7008	•	•	•
1961-73	All 6 cyl. engines w/ points ignition	8027	8036	8026	7032 / 7040	9000	257040	7540,B,K,R,Y
1964-72	All 8 cyl. 273-360 eng. w/ pst.. ignition	8025	8033	8022	7032 / 7040	9000	257040	7540,B,K,R,Y
1958-72	All 8 cyl. 361-440 eng. w/ pst.. ignition	8024	8030	8020	7007	9004	257041	7541,B,K,R,Y
1951-71	All 8 cyl. Hemi eng. w/ insulator tubes	8029	•	•	7039	•	•	•
	All 8 cyl. Hemi eng. wo/ insulator tubes	•	•	•	•	•	•	•
FORD / MERCURY / LINCOLN (INCLUDING TRUCKS)								
1977-98	All 6 cyl. 200, 250, 300Engines	•	8036	8026	7033 / 7040	9003	257040	7540,B,K,R,Y
	All 8 cyl. 4.2L/5.0L/5.8L Windsor engs. Not 4.6L SOHC or DOHC engines	•	8033	8023	7005	9002	257040	7540,B,K,R,Y
	All 8 cyl. 7.5L Big Block engines	•	8033	8023	7005	9002	257040	7540,B,K,R,Y
1977-95	All V6 engines except Taurus SHO and engines w/ DIS coil packs	•	8036	8026	7005	9002	257040	7540,B,K,R,Y
1977-91	All 2.3L 4 cyl. engs. exc. Twin-Plug	•	8038	8028	7008	•	257040	•
1977-82	All 8 cyl. 351C/M 400 Cleveland engs.	•	8033	8023	7033 / 7040	9003	257040	7540,B,K,R,Y
1974-76	All 4 cyl. engines w/ electronic ignition w/ female tower distributor cap	•	8038	8028	7008	•	257040	•
	All 6 cyl. engines w/ electronic ignition w/ female tower distributor cap	•	8036	8026	7032 / 7040	9000	257040	7540,B,K,R,Y
	All 8 cyl. engines w/ electronic ignition w/ female tower distributor cap	•	8033	8022	7032 / 7040	9000	257040	7540,B,K,R,Y
1971-74	All 4 cyl. engines w/ points ignition	•	8038	8028	7008	•	257040	•
1954-74	All 8 cyl. engines w/ points ignition	8025	8033	8022	7032 / 7040	9000	257040	7540,B,K,R,Y
1952-74	All 6 cyl. engines w/ points ignition	8027	8036	8026	7032 / 7040	9000	257040	7540,B,K,R,Y
1932-53	All 8 cyl. Flathead engines	•	•	•	7007	•	257040	•
OLDSMOBILE								
1982-2001	All 6 cyl. 3.0L/3.8L w/ front wheel drive	•	8033	8023	•	9000	257040	7540,B,K,R,Y
1995-99	All 8 cyl. 4.0L Aurora	•	•	•	7155	•	257040	7540,B,K,R,Y
1990-92	All 8 cyl. Chevrolet engs. (8) 90 boots	•	8031	8021	•	•	257040	7540,B,K,R,Y
1976-92	All 4 cyl. engs. w/ HEI exc. Quad 4	•	8038	•	7008	•	257040	7540,B,K,R,Y
1974-90	All 8 cyl. Oldsmobile engines w/ HEI	•	8033	8023	7033 / 7040	9000	257040	7540,B,K,R,Y
1977-87	All 6 cyl. 3.8L/4.1L w/ rear wheel drive	•	8036	8026	7033 / 7040	9000	257040	7540,B,K,R,Y
1980-86	All 6 cyl. 2.8Lengines	•	8036	8026	7033 / 7040	9000	257040	7540,B,K,R,Y
1975-81	All 8 cyl. Pontiac engines w/ HEI	•	8033	8023	7033 / 7040	9000	257040	7540,B,K,R,Y
1977-80	All 8 cyl. Chevrolet engs. (8) 90 boots	•	8031	8021	7031 / 7041	9001	257041	7541,B,K,R,Y
1975-76	All 6 cyl. engines w/HEI	•	8036	8026	7033 / 7040	9000	257040	7540,B,K,R,Y
1978-81	All 6 cyl. engines w/ points ignition	8027	8036	8026	7032 / 7040	9000	257040	7540,B,K,R,Y
1949-74	All 8 cyl. w/ points ignition	8025	8033	8022	7032 / 7040	9000	257040	7540,B,K,R,Y
PONTIAC								
1987-2001	All 6 cyl. 3.8L w/ front wheel drive	•	8033	8023	•	9000	257040	7540,B,K,R,Y
1987-92	All 8 cyl. Chevrolet engs. (8) 90 boots	•	8031	8021	•	•	•	•
1982-92	All 6 cyl. 2.8L/3.1L w/ rear wheel drive	•	8036	8026	7033 / 7040	9000	257040	7540,B,K,R,Y
1975-91	All 4 cyl. engs. w/ HEI exc. Quad 4	•	8038	8028	7008	•	•	•
1976-90	All 8 cyl. Oldsmobile engines	•	8033	8023	7033 / 7040	9000	257040	7540,B,K,R,Y
1977-87	All 6 cyl. 3.8L/4.1L w/ rear wheel drive	•	8036	8026	7033 / 7040	9000	257040	7540,B,K,R,Y
1980-86	All 6 cyl. 2.8L w/ front wheel drive	•	8036	8026	7033 / 7040	9000	257040	7540,B,K,R,Y
1977-86	All 8 cyl. Chevrolet engs. (8) 90 boots	•	8031	8021	7031 / 7041	9001	257041	7541,B,K,R,Y
1980-81	All 8 cyl. 4.9L 301 Turbo engines	•	8033	•	7033 / 7040	9003	257040	7540,B,K,R,Y
1978-81	All 8 cyl. Buick engines	•	8033	8023	7033 / 7040	9000		
1974-81	All 8 cyl. Pontiac engines w/ HEI	•	8033	8023	7033 / 7040	9000	257040	7540,B,K,R,Y
1975-76	All 6 cyl. engines w/HEI	•	8036	8026	7033 / 7040	9000	257040	7540,B,K,R,Y
1978-81	All 6 cyl. engines w/ points ignition	8027	8036	8026	7032 / 7040	9000	257040	7540,B,K,R,Y

Part # suffix indicates wire set color; B-blue, K-black, R-red, Y-yellow.

Notes: Some 6 cyl. applications require and are shown covered by an 8 cyl. wire set. ACCEL does NOT recommend metallic core wire sets for application with electronic ignition systems because of their incompatibility with EMI / RFI (radio noise) emissions.

Cyl.	Engine	SuperStock 7mm Copper	Supp.	SuperStock 8mm Copper	Supp.	Spiral	Armor Shield 8.8mm Supp.	Ceramic Booted	
4 Cyl.	Straight boot w/ male tower dist cap	•	•	4014	4015	•	•	•	
	Straight boot w/ points style dist cap			4014	4015	•	•	•	
	Vari-Angle boot w/ male tower dist cap	•	•	•	•	•	•	•	
	Vari-Angle boot w/ points style dist cap	•	•	•	•	•	•	•	
6 Cyl.	115° Ford style boot w/ male tower dist cap	•	•	•	•	•	•	9002C	
	115° Ford style boot w/ points style dist cap	•	•	•	•	•	•	9002C	
	90° 13/16" Hex plug w/ points style dist cap	3009, B	3011, B	•	•	•	8009B	•	
	90° 13/16" Hex plug w/ tower dist cap	•	•	•	•	•	•	•	
	90° 5/8" Hex plug w/ male tower dist cap	•	•	4039, B	4041, B, K, R	5041B, K, R, Y	8011B	9001C	
	90° 5/8" Hex plug w/ points style dist cap	•	•	4039, B	4041, B, K, R	5041B, K, R, Y	•	9001C	
	Straight boot w/ male tower dist cap	•	•	4038, B	4021	5040B, K, R, Y	•	9000C	
	Straight boot w/ points style dist cap	3008, B	3010, B	4038, B	4021	5040B, K, R, Y	•	9000C	
	Vari-Angle boot w/ male tower dist cap	•	•	•	•	•	•	•	
	Vari-Angle boot w/ points style dist cap	•	•	•	•	•	•	•	
	8 Cyl.	115° Ford style boot w/ male tower dist cap	•	•	•	•	•	•	•
		115° Ford style boot w/ points style dist cap	•	•	•	•	•	•	•
90° 13/16" Hex plug w/ male tower dist cap		•	•	•	•	•	•	•	
90° 13/16" Hex plug w/ points style dist cap		3009, B	3011, B	•	•	•	8009B	•	
90° 5/8" Hex plug w/ male tower dist cap		•	•	4039, B	4041, B, K, R	5041B, K, R, Y	8011B	9001C	
90° 5/8" Hex plug w/ points style dist cap		•	•	4039, B	4041, B, K, R	5041B, K, R, Y	•	9001C	
Hemi boot w/ insulator tube		•	•	•	•	•	•	•	
Hemi boot w/ insulator tube		3008, B	3010, B	•	•	•	•	•	
Straight boot w/ male tower dist cap		•	•	4038, B	4040, B, K, R	5040B, K, R, Y	•	9000C	
Straight boot w/ points style dist cap		3008, B	3010, B	4038, B	4040, B, K, R	5040B, K, R, Y	•	9000C	
Vari-Angle boot w/ male tower dist cap		•	•	•	•	•	8010B	•	
Vari-Angle boot w/ points style dist cap		•	•	•	•	•	8008B	•	

Cyl.	Engine	ACCEL 8.8 Stainless Steel	Spiral Core	Graphite Supp.	300+ Race Wire	Extreme 9000	Pro 25 Race Wire	
4 Cyl.	Straight boot w/ male tower dist cap	•	•	•	•	•	•	
	Straight boot w/ points style dist cap	•	•	•	•	•	•	
	Vari-Angle boot w/ male tower dist cap	•	8038	8028	•	•	•	
	Vari-Angle boot w/ points style dist cap	•	8038	8028	•	•	•	
6 Cyl.	115° Ford style boot w/ male tower dist cap	•	•	•	7005	•	257005	
	115° Ford style boot w/ points style dist cap	•	•	•	7005	•	257005	
	90° 13/16" Hex plug w/ points style dist cap	8024	8030	8020	7007	9004	•	
	90° 13/16" Hex plug w/ male tower dist cap	8024	8031	8021	7007	9004	•	
	90° 5/8" Hex plug w/ male tower dist cap	8024	8031	8021	7031 / 7041	9001	257041	
	90° 5/8" Hex plug w/ points style dist cap	8024	8030	8020	7030 / 7041	9001	257041	
	Straight boot w/ male tower dist cap	•	•	•	•	9000	•	
	Straight boot w/ points style dist cap	•	•	•	•	9000	•	
	Vari-Angle boot w/ male tower dist cap	•	8036	8026	7033 / 7040	9003	257041	
	Vari-Angle boot w/ points style dist cap	•	8036	8026	7032 / 7040	9003	257041	
	8 Cyl.	115° Ford style boot w/ male tower dist cap	•	•	•	7005	•	•
		115° Ford style boot w/ points style dist cap	•	•	•	7005	•	•
90° 13/16" Hex plug w/ male tower dist cap		8024	8031	8021	7007	9004	•	
90° 13/16" Hex plug w/ points style dist cap		8024	8030	8020	7007	9004	•	
90° 5/8" Hex plug w/ male tower dist cap		8024	8031	8021	7031 / 7041	9001	257041	
90° 5/8" Hex plug w/ points style dist cap		8024	8030	8020	7030 / 7041	9001	257041	
Hemi boot w/ insulator tube		•	•	•	7039	•	•	
Hemi boot w/ insulator tube		•	•	•	•	•	257038	
Straight boot w/ male tower dist cap		•	•	•	•	9000	•	
Straight boot w/ points style dist cap		•	•	•	•	9000	•	
Vari-Angle boot w/ male tower dist cap		8025	8033	8023	7033 / 7040	9003	257040	
Vari-Angle boot w/ points style dist cap		8025	8032	8022	7032 / 7040	9003	257040	



170019

Competition Separator Kit

- For racing or street use where extreme high temperatures cause normal materials to sag or melt
- Glass fiber reinforced high temperature polymer rated to 400°F
- Includes 2 four-wire separators, 2 three-wire separators, and 2 two-wire separators. 5mm also includes 4 four-way square separators.
- Sized for 8mm wire, available in four colors.

Color.....	8mm	5mm
Blue.....	170019	170024
Red.....	170020	170025
Yellow.....	170021	170026
Black.....	170022.....	170027



170023

Oversized Competition Wire Separator Kit

- Designed for racing or street use where extreme high temperatures cause normal materials to literally sag or melt
- Glass fiber reinforced high temperature polymer rated to 400°F
- Includes 2 four-wire separators, 2 three-wire separators, and 2 two-wire separators

Sized for 10-11mm wire. Yellow only.....170023



170069

Competition Valve Cover Mounted Loom Kit

- For racing or street use
- Includes 4 two-wire separators, 8 two-wire looms, and 4 valve cover mounted dual loom brackets
- Specially designed for small block Chevrolets, but will also fit other engines

Competition Valve Cover Mounted Loom Kit 7mm-8mm..... 170057

Competition Valve Cover Mounted Loom Kit 8.8mm-9mm..... 170069



170067

170031

Wire Separator Kits

- Least expensive, injection molded set of wire dividers keep ignition wires separated
- Kits available for 7mm and for 8, 8.8, 9mm wire

Competition Separator Kit 8.8mm-9mm..... 170067

Economy Separator Kit 8, 8.8, 9mm.....170031

Pro Sleeve

Bright yellow silicone impregnated fiberglass braid slips over ACCEL oversized Ignition Wire for extra voltage, abrasion and temperature protection

25 Ft. Spool for 8.8mm to 10.8mm Ignition Wire.....170071



170071

Pro Sleeve Boot Guard

Protect your spark plug boots with this double-layered fiberglass boot guard. It takes the heat and abrasion instead of the boot. The material expands and stretches over irregular surfaces and is easy to install.

ACCEL Fiberglass Boot Guard (4 pack).....170086



170086

Pro Sleeve Wire Guard

Protect your spark plug wires against intense heat from exhaust manifolds and headers as well as abrasion. Helps prevent burning, cracking and hardening that could result in engine misfiring. Rated to 1200° F. Easy to install, you can insulate the entire length of the spark plug wire. Simply measure and cut sleeve to length as needed, remove the boot, slip on the sleeving and reinstall boot. Comes complete with heat shrink tubing to seal ends.

25 ft spool fits 7 - 8mm wire 170079



170079

Shrink Sleeve With Cylinder Numbers

- Heat shrinkable tubing provides extra spark plug and distributor boot sealing
- Individually numbered for each cylinder 1 to 8 for easy wire replacement during spark plug changes or other engine work
- Easy to apply using heat gun or hand-held hair dryer

8 Numbered Pcs. — Fits all Ignition Wire* 170066

* Shrink Sleeve will not fit over ACCEL 8.8 Vari-Angle Spark Plug Boot



170066

Wire Markers

Eliminate firing order errors with the use of ACCEL wire markers. They are oil and grease resistant and easily read with black numbers on white rings. Set of eight (8).

ACCEL Wire Markers, 8mm170018



170018

Spooled Wire

Color	Size	Conductor	Footage	Part No.
SuperStock				
Yellow	7 mm	18 gauge Tinned Copper	100 ft	160090
	8 mm	16 gauge Tinned Copper	75 ft	160092
8.8mm				
Yellow	8.8 mm	16 gauge Silver Plated Copper and Stainless Steel	60 ft	160094
	8.8 mm	Spiral Core, 500 Ohms/foot	60 ft	160095
	8.8 mm	Carbon/Graphite Suppression	60 ft	160096
8.8mm 300+ Race Wire				
Black	8.8 mm	Ferro-Spiral™ Core, 150 Ohms/foot	60 ft	160097



160097



Universal Coil Leads

Designed for use when mounting your coil in a non-stock or remote location. They feature a 42" premium 8.8mm lead with your choice of four core types: Graphite, Spiral, Stainless Steel or 300+ Race Wire. The 20 piece kit includes boots and terminals for conventional and HEI as well as male and female distributor and coil towers, terminal crimper/anvil tools, silicone lube and an instruction sheet.

- Stainless Steel** 170200
- Graphite Suppression** 170201
- Spiral Suppression** 170202
- 300+ Ferro Spiral™ Race Wire** 170203

Universal and Ceramic Single Wire Replacement Kits

These kits make great replacements for that one damaged or cut wire. Allows you to build your own single replacement wire. Universal kits contain 60", 8mm, carbon/graphite core with boots and terminals for 90-degree male, 90-degree female, and straight points female towers. The Ceramic kits include 60", 8mm Extreme 9000 Ceramic wire with ceramic boot pre-installed, 90° boots and terminals for points and HEI caps, along with a straight points-style terminal and boot.

- Universal Single Wire Replacement Kit, Yellow** 170500
- Universal Single Wire Replacement Kit, Blue** 170500B
- Universal Single Wire Replacement Kit, Black** 170500K
- Universal Single Wire Replacement Kit, Red** 170500R
- Single Wire Replacement Lead with 180° Ceramic Boot** #170900C
- Single Wire Replacement Lead with 90° Ceramic Boot** #170901C
- Single Wire Replacement Lead with 135° Ceramic Boot** #170902C

Boot and Terminal Kits

- For use with bulk ignition wire spools or for custom installations requiring various boot styles
- Premium grade, 500°F peak rated silicone spark plug boots provide superior connection and protection against dielectric leakage, moisture, dirt and other chemical contaminants
- High dielectric strength EPDM or premium grade silicone distributor/coil boots provide excellent resistance to flashover and crossfire and protect distributor cap and coil tower connection

Color	Size	Description	Part No.
Spark Plug			
Red	8.8 - 9mm	90° both 5/8" & 13/16" hex plugs	170061
	8.8 - 9mm	4 - 1/2" Vari-Angle	170062
Orange	8.8 - 9mm	3 - 1/2" Vari-Angle	170044
	8mm	3 - 1/2" Vari-Angle	170058
	8mm	3 - 1/4" Straight SuperStock	170052
	8mm	90° 5/8" hex plugs	170051
	7mm	90° 13/16" hex plugs only	170048
Distributor & Coil			
Black	8.8 - 9mm	90° HEI - Male tower type	170045
	8.8 - 9mm	straight socket or points style	170059
	8.8 - 9mm	90° socket or points style	170060
	8mm	90° HEI - GM nipple top style	170053
	8mm	90° socket or points style	170050
NEW	7 - 8mm	straight GM LT1 Opti-Spark style	170064
NEW	7 - 8mm	straight socket or points style	170070



300+ Crimp™ Professional Heavy Duty Crimp Tool

The best wire crimping tool available for making custom wire sets or wiring. Constructed with a heavy duty hardened steel frame with molded non-slip hand grips. An adjustable ratchet mechanism produces consistent factory-style high quality crimps. The 300+ Crimp™ Tool is supplied with three removable stripping / crimping die type jaws: one for 7-9mm spark plug wires, one for primary wire terminals, and one for preinsulated terminals.



ACCEL 300+ Crimp™ Tool 170036

Superstock Crimp™ Tool

Constructed with a strong steel frame and features cushioned hand grips. Strips spark plug wires and crimps on 7-8mm terminals all in one tool. Produces a factory style crimp. Recommended strip length permanently marked on tool eliminates guess work.



ACCEL SuperStock Crimp™ Tool 170037

NEW Crimp Tool & Wire Stripper Guide

- Produces factory quality crimps on 7mm & 8mm wires
- Economical alternative to our Heavy Duty Crimp tool
- Use in conjunction with a bench top vice



ACCEL Crimp Tool
for 7mm & 8mm ignition wire 170040

Aluminum Vice Jaws


- Aluminum oft jaws work great in any 4"-6" steel vise
- 6 strong magnets hold jaws securely to vise
- Black anodized billet aluminum construction
- V shaped cutouts hold and protect round or hex shaped parts
- Perfect for securely holding engine and suspension components



Aluminum Vice Jaws..... V304


Terminal Crimping Jaws

- Produce factory-quality terminators on any universal wire set with these inexpensive, re-usable steel tools
- Ensure high-pull strength and maximum conductivity



For 7mm, 8mm Ignition wire 170042

For 8.8mm, 9mm Ignition wire 170043



ACCEL C-Cut Spark Plugs

ACCEL has improved the ignitability of the spark plug in a new design! ACCEL has always utilized unique electrode grounding designs to improve combustion and create a larger spark.

Benefits Include:

- Allows spark to expand directly above the midpoint of the electrode core – preventing the spark from being shrouded by the ground strap.
- Gives the flame an unblocked area to grow – creates a larger flame front for a more complete burn.
- Reduces excess heat absorption of the electrode and ground strap, also known as the “quenching effect”, which leads to misfiring, rough idle and overall poor performance.
- Produces a larger spark nucleus without having to increase the spark gap.
- Creates a more complete burn of the air-fuel mixture resulting in -Increased performance, improved throttle response, greater fuel efficiency and reduced emissions.

Cylinder Head Manufacturer	Spec Sheet Recommendation	Accel Equivalent
AIR FLOW RESEARCH (AFR)		
180cc SBC Street Heads	AC FR3LS	0416S-4/0786-4
180cc LT1 Street Heads	AC FR3LS	0416S-4/0786-4
195cc SBC Street Heads	AC FR3LS	0416S-4/0786-4
195cc LT4 Street Heads	AC FR3LS	0416S-4/0786-4
305/315/325/335/345/357cc Magnum BBC	CH C595C, Autolite 3938	0416S-4/0786-4
165/185cc SBF Outlaw Street Heads	Autolite 3924	0416S-4/0786-4
165/185cc SBF Street/Strip Outlaw Heads	Autolite	0416S-4/0786-4
BRODIX		
BBC, Big Brodie series	NGK B9ES	0414S-4 alcohol
C.A.R.B. legal Heads	CH 14YC oe AL3924	0416S-4/0786-4
DART		
Big M-Heads	.750" reach, gasket, CH C57C/C57YC Street RC12YC	Street 0416S-4/0786-4
Iron Eagle, 308cc & 345cc BBC	.750" reach, gasket, CH C57C/C57YC Street RC12YC	Street 0416S-4/0786-4
Iron Eagle, 23 Degree, 180, 200, 215, 230cc SBC	Angle or straight, .460" reach, tapered seat CH RV12YC/ AC R44TS	0576S-4
Iron Eagle S/S	Straight, .460" reach, tapered seat CH RV12YC/AC R44TS	0576S-4
EDELBROCK		
All except flathead		0416S-4/0786-4
FORD RACING PERFORMANCE PARTS		
"Sportsman" Short Track Cast Iron Heads		0574S-4
"Z" Aluminum Heads		0416S-4/0786-4
TRICK FLOW		
Track Heat Alum. Heads SBF	AC-FR3LS, Autolite-3924, NGK 7373	0416S-4/0786-4
23 Degree Alum. Heads SBC	AC-FR3LS, Autolite-324, NGK FR5	0416S-4/0786-4
WORLD		
Windsor Jr.		0574S-4
Windsor Jr. Lite		0416S-4/0786-4
Windsor Sr. Lite		0416S-4/0786-4
Roush 200 Cast Iron		0574S-4
Sportsman II Lite		0416S-4/0786-4
S/R		0576S-4/0574S-4
S/R Torquer		0576S-4/0574S-4
Sportsman II		0576S-4/0574S-4
MOTOWN 205/220		0576S-4/0574S-4
MOTOWN 220 LITE		0416S-4/0786-4
MERLIN II OVAL & RECT PORTS		0576S-4/0574S-4
320cc & 345cc MERLIN		0416S-4/0786-4

Year	Cyl.	Engine/Model	High Performance Resistor	Shorty 4 Pack	Shorty 8 Pack	Gap
TOYOTA TRUCK (CONT)						
1994-97	6	4.5L (1FZFE) Landcruiser	0786-4	—	—	0.032
1988-96	6	3.0L (3VZ-FE) 4-Runner	0786-4	—	—	0.032
1993-95	6	3.0L (3VZF) P/U, T100	0786-4	—	—	0.032
VOLKSWAGEN						
2000-02	4	1.8LT, 2.0L	0786-4	—	—	0.028
1996-99	4	2.0L (ABA) EFI	0786-4	—	—	0.028
1996-99	6	2.8L (AAA) EFI (DOHC)	0786-4	—	—	0.028
VOLKSWAGEN TRUCK						
1997-2002	6	2.8L (AES) EFI	0786-4	—	—	0.028

Heat Range

The term "spark plug heat range" can be misleading. Many think that it has something to do with a hotter spark and it does NOT. The heat range of a spark plug is its ability to transfer heat from the combustion chamber to the cylinder head. The heat transfer pulls heat out of the combustion chamber and at the same time away from the spark plug tip. This is most commonly done by changing the contact area of the porcelain insulator nose to the shell during manufacturing. A visual comparison of the two extremes make this very clear, looking at the colder plug you can see where the porcelain meets the shell and on the hotter plug the point where the porcelain meets the shell is further down inside.

As a general rule of thumb use the coldest plug possible without fouling at low speed or idle. The use of too hot a plug may cause severe engine damage. The guideline for the difference in tip temperature from each heat range to the next is 70°C (158°F) to 100°C (212°F).

Considerations in choosing the heat ranges:

If an engine is normally operated at low speeds or at low temperatures then, a hotter heat range may be required to keep the spark plug from fouling. If the engine is modified, operates at high RPM, under heavy loads or at high temperatures then, a colder heat range spark plug will be necessary to help prevent detonating or pre-igniting.

All engine modifications which increase cylinder pressure typically increase combustion temperatures, and therefore, increasing these temperatures will require a colder heat range. So, if you think you need a higher octane fuel to keep the engine from pinging, you will probably need a colder plug as well.

It is important to follow the cylinder head manufacturers recommended torque specification for the spark plugs. It is also a good practice to put a small amount of anti-seize compound on the treads, but be sure that this does NOT insulate the spark plug from the cylinder head.



Current Part Numbers Carried in Stores		Colder ←			contained in kit	→ Hotter	
**8197	8 Pcs of 0437S-4	•	•	•	0437S-4	•	•
**8198	8 Pcs of 0574S-4	•	•	•	0574S-4	0576S-4	•
**8199	8 Pcs of 0576S-4	•	•	0574S-4	0576S-4	•	•

Configuration Reference Charts

Thread=14mm		Reach=3/4"		Seat=Flat/Gasket		Hex=5/8ths	
		Resistor					
Heat Range	ACCEL	Denso	NGK	ISO Extra Projected	Header Projected		
Hot	7	14	4	-----	-----		
	6	16	5	0736-4	0416S		
	5	20	6	-----	0414S		
	4	22	7	-----	-----		
	3	24	8	-----	-----		
	2	27	9	-----	-----		
Cold	1	29-31	10	-----	-----		

Thread=14mm		Reach=3/8		Seat=Flat/Gasket		Hex=13/16ths	
		Resistor					
Heat Range	ACCEL	Denso	NGK	Header Projected			
Hot	7	14	4	-----			
	6	16	5	0437S-4			
	5	20	6	-----			
	4	22	7	-----			
	3	24	8	-----			
	2	27	9	-----			
Cold	1	29-31	10	-----			



Thread=14mm		Reach=.708"		Seat=Tapered		Hex=5/8ths	
		Resistor					
Heat Range	ACCEL	Denso	NGK	Full Projected	Platinum Header Projected		
Hot	7	14	4	-----	-----		
	6	16	5	*0526-4	P526S		
	5	20	6	-----	-----		
	4	22	7	-----	-----		
	3	24	8	-----	-----		
	2	27	9	-----	-----		
Cold	1	29-31	10	-----	-----		

*Pre-Gapped .060

Thread=14mm		Reach=.460"		Seat=Tapered		Hex=5/8ths	
				Non-Resistor		Resistor	
Heat Range	ACCEL	Denso	NGK	Header Projected	Header Projected		
Hot	7	14	4	-----	-----		
	6	16	5	0276S-4	0576S-4		
	5	20	6	-----	0574S-4		
	4	22	7	-----	-----		
	3	24	8	-----	-----		
	2	27	9	-----	-----		
Cold	1	29-31	10	-----	-----		

Plug Specifications

Part #	Heat	Thread	Socket Size	Reach + Tip	Seat	Standard/ Resistor	Nominal Gap	Special Features
0276S-4		14mm	5/8"	.460" Projected	Taper Seat	Standard	.035	Shorty Plug for Headers
0414S-4	C	14mm	5/8"	3/4" Projected	Gasket (flat)	Resistor	.035	Shorty Plug for Headers
0416S-4	S	14mm	5/8"	3/4" Projected	Gasket (flat)	Resistor	.035	Shorty Plug for Headers
0437S-4		14mm	13/16"	3/8" Projected	Gasket (flat)	Resistor	.035	Shorty Plug for Headers
0526-4	H	14mm	5/8"	.708" Projected	Taper Seat	Resistor	.060	•
P526S		14mm	5/8"	.708" Projected	Taper Seat	Resistor	.060	Double platinum shorty
0574S-4		14mm	5/8"	.460" Projected	Taper Seat	Resistor	.035	Shorty Plug for Headers
0576S-4		14mm	5/8"	.460" Projected	Taper Seat	Resistor	.035	Shorty Plug for Headers
0736-4	S	14mm	5/8"	3/4" Projected	Gasket (flat)	Resistor	.035	Special for Honda Cars
0786-4	H	14mm	5/8"	3/4" Projected	Gasket (flat)	Resistor	.044	ISO Standard

Length of Thread = reach
Heat range; C=Cold, H=Hot, S=Header Plugs

The last digit in the part number of the spark plug represents the spark plug heat range. 1 is the coldest. 7 is the hottest. Aftermarket heads recommend a variety of spark plug brands to use. If one of our plugs is not represented please refer to the ACCEL Spark Plug Cross Reference.

Year	Cyl.	Engine/Model	High Performance Resistor	Shorty 4 Pack	Shorty 8 Pack	Gap
ACURA						
1998-2001	4	2.3L EFI (F23A1)	0736-4	—	—	0.044
1996-2001	4	1.8L EFI (DOHC) (B18C1) (B18B1)	0736-4	—	—	0.044
1997-99	4	2.2L EFI (VTEC) (F22B1)	0736-4	—	—	0.044
1992-96	4	1.8L	0736-4	—	—	0.044
1996-98	5	2.5L EFI (G25A4)	0786-4	—	—	0.044
1995	5	2.5L TL	0786-4	—	—	0.044
1991-94	5	2.5L Vigor (G25A1)	0786-4	—	—	0.044
1997-2003	6	3.0L, 3.2L, 3.5L CL, TL EFI (J30A1) (J32A1) (J35A3)	0736-4	—	—	0.044
1996-2004	6	3.5L EFI (C35A1)	0786-4	—	—	0.044
1996-99	6	3.2L EFI (SOHC) (C32A6)	0786-4	—	—	0.044
1998-99	6	3.5L EFI (SOHC) (6VE1)	0786-4	—	—	0.042
1997	6	3.2L EFI (SOHC) (6VD1)	0786-4	—	—	0.042
1996	6	3.2L EFI (SOHC) (6VD1)	0786-4	—	—	0.044
AMC						
1984-85	4	2.5L (B)	0736-4	—	—	0.035
1977-79	4	2.0L (G,K)	0736-4	—	—	0.035
1978-88	6	4.2L (C,A)	0736-4	—	—	0.035
1978-79	6	3.8L (E)	0736-4	—	—	0.035
AUDI						
1989-93	8	3.6L	—	0574S-4	8198	0.32
BMW						
1993	8	4.0L 740	0786-4	—	—	0.035
BUICK						
1996-98	4	Custom, Limited, Gran Sport 2.4L (T) MFI	0526-4	—	P526S	0.060
1996	4	Custom, Limited, Special 2.2L MFI (4)	0526-4	—	P526S	0.060
1995	4	Skylark 2.3L 138C.I. (D)	0526-4	—	P526S	0.060
1994	4	Century 2.2L 134C.I. (4)	0526-4	—	P526S	0.060
1990-93	4	Skylark 2.3L 138C.I. (3,D)	0786-4	—	—	0.035
1982-92	4	151 CID 2.5L(R,U)	—	0574S-4	8198	0.060
1988	4	140 CID 2.3L(D)	0786-4	—	—	0.035
1982-83	4	121 CID 2.0L(B,P)	—	0574S-4	8198	0.035
1982	4	112 CID 1.8L(G)	—	0574S-4	8198	0.035
1996-2003	6	Custom, Special, Limited, Ultra, GS, LS	0526-4	—	P526S	0.060
1996-2003	6	Custom, Special, Limited, Gran Sport	0526-4	—	P526S	0.060
1993-95	6	3.8L (L)	0526-4	—	P526S	0.060
1989-92	6	3.3L, 3.8L (C,N,)	0526-4	—	P526S	0.060
1988-95	6	231 CID 3.8L(L,K,1,C)	0526-4	—	P526S	0.060
	6	Turbo	0526-4	—	P526S	0.045
1985-88	6	181 CID 3.0L 231 CID 3.8L(3,L)	0526-4	—	P526S	0.045
1986-87	6	231 CID 3.8L(7) Turbo	—	0574S-4	8198	0.045
1984-87	6	231 CID 3.8L(A)	—	0576S-4	8199	0.060
	6	231 CID 3.8L(A)	—	0576S-4	8199	0.060
1980-86	6	173 CID 2.8L(W,X,Z)	—	0574S-4	8198	0.045
	6	231 CID 3.8L(9) SFI Turbo	—	0576S-4	8199	0.045
1983-85	6	181 CID 3.0L(E)	—	0576S-4	8199	0.060
1984	6	252 CID 4.1L(4)	—	0576S-4	8199	0.060
1982-83	6	231 CID 3.8L(3,9) Turbo	—	0576S-4	8199	0.060
1979-81	6	231 CID 3.8L(3) Turbo	—	0576S-4	8199	0.040
1979-80	6	231 CID 3.8L(A)	—	0576S-4	8199	0.060
1979	6	196 CID 3.2L(C)	—	0576S-4	8199	0.060
1978	6	231 CID 3.8L(3,G) Turbo	—	0576S-4	8199	0.060
1962-67	6	225 CID	—	0437S-4	8197	0.035
1994-96	8	350 CID 5.7L (P,7)	0526-4	—	P526S	0.050
1992-93	8	350 CID 5.7L (7)	—	0574S-4	8198	0.035
1985-90	8	307 CID 5.0L(Y)	—	—	0416S	0.060
1987	8	305 CID 5.0L(H) 4bbl.	—	0576S-4	8199	0.035
1977-84	8	305 CID 5.0L(G,H,U)	—	0576S-4	8199	0.045
1982	8	267 CID 4.4L(J)	—	0576S-4	8199	0.045
1980-81	8	265 CID 4.3L(S)	—	0576S-4	8199	0.060
1978-81	8	301 CID 5.0L(W) 4bbl.	—	0576S-4	8199	0.060

Year	Cyl.	Engine/Model	High Performance Resistor	Shorty 4 Pack	Shorty 8 Pack	Gap
BUICK (CONT)						
1978-80	8	350 CID 5.7L(X)	—	0576S-4	8199	0.060
	8	350 CID 5.7L(L)	—	0576S-4	8199	0.045
1977	8	350 CID 5.7L(P)	—	0576S-4	8199	0.060
1975-76	8	350 CID 5.7L(H,J)	—	0576S-4	8199	0.060
	8	455 CID 7.5L(T)	—	0576S-4	8199	0.060
1972-74	8	350 CID 5.7L(H,J)	—	0576S-4	8199	0.040
	8	455 CID 7.5L (P,R,T,U)	—	0576S-4	8199	0.040
1970-71	8	455 CID 7.5L	—	0576S-4	8199	0.030
1968-71	8	350 CID 5.7L	—	0576S-4	8199	0.030
1967-69	8	400 CID	—	0576S-4	8199	0.030
	8	430 CID	—	0576S-4	8199	0.030
1966-67	8	340 CID 2 bbl.	—	0437S-4	8197	0.035
1965-67	8	300 CID	—	0437S-4	8197	0.035
1965-67	8	340 CID 4 bbl.	—	0437S-4	8197	0.035
1965-66	8	400 CID	—	0437S-4	8197	0.035
1964-66	8	425 CID	—	0437S-4	8197	0.035
1962-66	8	401 CID	—	0437S-4	8197	0.035
1949-61	8	All 8 Cyl.	—	0437S-4	8197	0.035
CADILLAC / CADILLAC TRUCK						
1983-86	4	121 CID 2.0L(P,B)	—	0574S-4	8198	0.035
1982	4	112 CID 1.8L(G)	—	0574S-4	8198	0.035
1985-86	6	173 CID 2.8L(W)	—	0574S-4	8198	0.035
2002-2008	8	5.3L, 6.0L, 6.2L Escalade, ESV, EXT	0526-4	—	—	0.060
1999-2000	8	5.7L Escalade	0526-4	—	—	0.060
1996-2002	8	D'Elegance, ETC, ELC, Touring, STS, SLS 4.6L (9,Y) MFI	0526-4	—	—	0.050
1996	8	5.7L (P) MFI Brougham	0526-4	—	P526S	0.050
1991-95	8	4.9L 300CID (B)	0526-4	—	P526S	0.060
1994-95	8	5.7L 350CID (P)	0526-4	—	P526S	0.050
1992-94	8	4.6L 281CID (Y,9)	0526-4	—	—	0.050
1993	8	5.7L 350 CID (7)	—	0576S-4	8199	0.035
1992	8	5.7L 350 CID (7)	—	0574S-4	8198	0.035
1988-92	8	4.5L 273 CID (8,5)	0526-4	—	P526S	0.060
1991-92	8	305 CID 5.0L (E)	—	0576S-4	8199	0.035
1990-92	8	350 CID 5.7L (7)	—	0574S-4	8198	0.035
1986-90	8	307 CID 5.0L	—	—	0416S	0.060
1955-67	8	All	—	0437S-4	8197	0.035
CHEVROLET						
1994-2001	4	2.2L(4) MFI	0526-4	—	P526S	0.060
1996-99	4	2.4L (T) MFI	0526-4	—	P526S	0.060
	4	151 CID 2.5L(R)	—	0574S-4	8198	0.060
	4	151 CID 2.5L(R)	—	0574S-4	8198	0.060
1978-88	4	151 CID 2.5L	—	0574S-4	8198	0.060
1976-87	4	98 CID 1.6L(C)	—	0574S-4	8198	0.035
1982-86	4	121 CID 2.0L(B,P)	—	0574S-4	8198	0.035
1982	4	112 CID 1.8L(G)	—	0574S-4	8198	0.035
1976-77	4	85 CID 1.4L	—	0574S-4	8198	0.035
1971-77	4	140 CID 2.3L	—	0574S-4	8198	0.035
1995-2003	6	231 CID 3.8L (K) MFI RS Z34 LTZ	0526-4	—	P526S	0.060
1996-2003	6	207 CID 3.4L (E,X) MFI Z34	0526-4	—	P526S	0.060
1994-2001	6	189 CID 3.1L (M) Z26, LS, LTZ	0526-4	—	P526S	0.060
1993-95	6	207 CID 3.4L (E,S,X)	—	0574S-4	8198	0.045
1993-95	6	189 CID 3.1L (D)	—	0574S-4	8198	0.035
1991-94	6	189 CID 3.1L (T) exc. Camaro	0526-4	—	P526S	0.045
1990-92	6	189 CID 3.1L(D) APV	—	0574S-4	8198	0.045
1990-92	6	189 CID 3.1L (T) Camaro	—	0574S-4	8198	0.045
1987-90	6	262 CID 4.3L(Z)	—	0576S-4	8199	0.035
1989	6	173 CID 2.8L(S)	—	0574S-4	8198	0.045
	6	173 CID 2.8L (1,S,X,Z)	—	0574S-4	8198	0.045
1985-86	6	262 CID 4.3L(Z) EFI	—	0574S-4	8198	0.035
1984	6	231 CID 3.8L(A)	—	0576S-4	8199	0.060

Year	Cyl.	Engine/Model	High Performance Resistor	Shorty 4 Pack	Shorty 8 Pack	Gap
CHEVROLET (CONT)						
1980-84	6	229 CID 3.8L (9,K)2 bbl.	—	0576S-4	8199	0.045
1980-81	6	231 CID 3.8L(3) Turbo	—	0576S-4	8199	0.040
	6	200 CID 3.3L	—	0576S-4	8199	0.045
1997-2003	8	346 CID 5.6L (G, S) MFI Z28, Corvette,	0526-4	—	P526S	0.050
1993-97	8	350 CID 5.7L (P) Corvette, Camaro, Caprice, Impala	0526-4	—	P526S	0.050
1994-96	8	265 CID 4.3L (W) MFI	0526-4	—	P526S	0.050
1989-93	8	305 CID 5.0L(E,F)	—	0576S-4	8199	0.035
1990-92	8	350 CID 5.7L(7)	—	0574S-4	8198	0.035
1988-91	8	350 CID 5.7L, w/ iron heads	—	0576S-4	8199	0.035
	8	350 CID 5.7L, w/ alum. heads	0786-4	—	0416S	0.045
1990-91	8	350 CID 5.7L Police	574	0574S-4	8198	0.035
1988-92	8	350 CID 5.7L(8), w/ alum. heads	0786-4	—	0416S	0.035
	8	350 CID 5.7L(8), w/ iron heads	—	0576S-4	8199	0.035
1986-90	8	307 CID 5.0L(Y)	—	—	0416S	0.060
	8	350 CID 5.7L(7)	—	0576S-4	8199	0.035
1986-88	8	305 CID 5.0L (G,H) 4 bbl.	—	0576S-4	8199	0.035
	8	350 CID 5.7L(6)	—	0576S-4	8199	0.035
1986-87	8	350 CID 5.7L(8), w/alum.heads, TPI	—	—	0416S	0.035
	8	350 CID 5.7L(8), w/ iron heads, 4 bbl.	—	0574S-4	8198	0.035
	8	350 CID 5.7L(8) w/ iron heads, TPI	—	0574S-4	8198	0.045
1985-87	8	305 CID 5.0L(F) TPI	—	0574S-4	8198	0.035
1986	8	305 CID 5.0L(G)	—	0574S-4	8198	0.035
	8	305 CID 5.0L(H)	—	0576S-4	8199	0.045
1985	8	350 CID 5.7L(8) TPI	—	0574S-4	8198	0.045
1976085	8	350 CID 5.7L(8)	—	0576S-4	8199	0.045
	8	305 CID 5.0L (6,7,G,H,S)	—	0576S-4	8199	0.045
1976-84	8	350 CID 5.7L(8,L)	—	0576S-4	8199	0.045
1977-82	8	267 CID 4.4L(J)	—	0576S-4	8199	0.045
1981	8	265 CID 4.3L(S)	—	0576S-4	8199	0.060
1980-81	8	301 CID 4.9L(T)	—	0576S-4	8199	0.060
1976	8	262 CID 4.3L	—	0576S-4	8199	0.045
	8	400 CID 6.5L	—	0576S-4	8199	0.045
	8	454 CID 7.5L	—	0576S-4	8199	0.045
1971	8	307 CID 5.0L	—	0576S-4	8199	0.035
	8	350 CID 5.7L	—	0576S-4	8199	0.035
	8	400 CID 6.6L	—	0576S-4	8199	0.035
	8	402 CID 6.6L	—	0576S-4	8199	0.035
	8	454 CID 7.5L 365HP	—	0574S-4	8198	0.035
	8	454 CID 7.5L 425HP LS6	—	0576S-4	8199	0.035
1968-70	8	307 CID	—	0437S-4	8197	0.035
1967-70	8	350 CID exc. 360HP	—	0437S-4	8197	0.035
1969	8	327 CID	—	0437S-4	8197	0.035
1962-68	8	327 CID 250HP, 275HP	—	0437S-4	8197	0.035
1957-67	8	283 CID	—	0437S-4	8197	0.035
	8	348 CID 3/8 Reach Plugs	—	0437S-4	8197	0.035
1955-57	8	265 CID	—	0437S-4	8197	0.035
CHEVROLET TRUCK						
1996-2003	4	134 CID 2.2L (4) MFI	0526-4	—	P526S	0.060
1994-95	4	134 CID 2.2L (4)	—	0574S-4	8198	0.060
1985-93	4	151 CID 2.5L(A,E)	—	0574S-4	8198	0.060
1983-84	4	121 CID 2.0L(Y) S10	—	0574S-4	8198	0.035
1976-77	4	140 CID 2.3L Vega Sedan Del.	—	0574S-4	8198	0.035
1975	4	140 CID 2.3L Vega Sedan Del.	—	0574S-4	8198	0.060
1971-74	4	140 CID 2.3L Vega Sedan Del.	—	0574S-4	8198	0.035
1996-2008	6	262 CID 4.3L (W)	0526-4	—	—	0.060
1994-95	6	262 CID	—	0574S-4	8198	0.045
1993-95	6	231 CID 3.8L (L)	0526-4	—	—	0.060
1985-93	6	262 CID 4.3L	—	0574S-4	8198	0.035
1991	6	262 CID 4.3L(S)	—	0574S-4	8198	0.035
1986-91	6	173 CID 2.8L(R)	—	0574S-4	8198	0.045

Year	Cyl.	Engine/Model	High Performance Resistor	Shorty 4 Pack	Shorty 8 Pack	Gap
CHEVROLET TRUCK						
1987-88	6	262 CID 4.3L(Z)	—	0576S-4	8199	0.035
1982-85	6	173 CID 2.8L(B)	—	0574S-4	8198	0.045
1984	6	231 CID 3.8L(A)	—	0576S-4	8199	0.060
1983-84	6	229 CID 3.8L(9)	—	0576S-4	8199	0.045
1981-84	6	250 CID 4.1L(D)	—	0576S-4	8199	0.045
1979-80	6	231 CID 3.8L(A)	—	0576S-4	8199	0.060
1978-79	6	200 CID 3.3L	—	0576S-4	8199	0.045
1999-2008	8	4.8L, 5.3L, 6.0L, 8.1L	0526-4	—	—	0.060
1996-2002	8	305 CID 5.0L (M) EFI	0526-4	—	P526S	0.060
1997-2002	8	350 CID 5.7L (R,K) EFI, G10 Van Express	—	0574S-4	8198	0.060
1996-2000	8	350 CID 5.7L (R) EFI G30 Van, Express, K1500 Suburban, Tahoe	0526-4	—	P526S	0.060
1996-00	8	454 CID 7.4L (J,N) EFI	0526-4	—	P526S	0.060
1990-97	8	366 CID 6.0L (B,L,P)	—	0576S-4	8199	0.045
	8	427 CID 7.0L(B,E,M)TBI	—	0574S-4	8198	0.045
1996	8	350 CID 5.7L(N) TBI, EFI ,G30 Van, Sport Van	—	0574S-4	8198	0.035
1996	8	350 CID 5.7L (R) EFI Express	0526-4	—	P526S	0.060
1987-95	8	350 CID 5.7L(K,R) TBI, EFI	—	0574S-4	8198	0.045
1987-97	8	454 CID 7.4L(N) TBI, EFI	—	0574S-4	8198	0.045
1987-95	8	305 CID 5.0L(H,F) TBI	—	0574S-4	8198	0.035
1987	8	454 TBI	—	0574S-4	8198	0.035
1986	8	305 CID 5.0L(F,H)	—	0574S-4	8198	0.045
	8	350 CID 5.7L(L)	—	0574S-4	8198	0.045
1984-85	8	350 CID 5.7L(L)	—	0576S-4	8199	0.045
1983-85	8	305 CID 5.0L (F,G,H)	—	0576S-4	8199	0.045
1979-83	8	350 CID 5.7L LD	—	0576S-4	8199	0.045
1979-82	8	267 CID 4.4L(J) El Camino	—	0576S-4	8199	0.045
1976-82	8	305 CID 5.0L LD	—	0576S-4	8199	0.045
1978-80	8	400 CID 6.6L LD	—	0576S-4	8199	0.045
1976-80	8	454 CID 7.4L LD	—	0576S-4	8199	0.045
	8	400 CID 6.6L Blazer, CA only	—	0576S-4	8199	0.045
1976-78	8	350 CID 5.7L LD	—	0576S-4	8199	0.045
1976-77	8	305 CID 5.0L El Camino	—	0576S-4	8199	0.045
	8	400 CID 6.6L El Camino	—	0576S-4	8199	0.045
1971	8	307 CID 5.0L	—	0576S-4	8199	0.035
	8	350 CID 5.7L 250HP	—	0576S-4	8199	0.035
	8	402 CID 6.6L	—	0576S-4	8199	0.035
	8	454 CID 7.4L	—	0574S-4	8198	0.035
1971	8	El Camino	—	0574S-4	8198	0.035
1968	8	307 CID	—	0437S-4	8197	0.035
1957-67	8	283 CID	—	0437S-4	8197	0.035
CHRYSLER						
1996-2000	4	2.4L 146 CID (X) MPI JX, JXi, LX, LXi, Cirrus 16 valve	0786-4	—	—	0.050
1996-2000	6	2.5L (H,N) SFI JX, JXi	0786-4	—	—	0.044
1995-97	6	215 CID 3.5L (F) MPI LX, LXI	0736-4	—	—	0.035
1993-94	6	215 CID 3.5L (F)	0736-4	—	—	0.050
1976-78		440 CID 7.2L(T) exc. HO	—	0437S-4	8197	0.035
1972-78		400 CID 6.6L (P,M,N,U)	—	0437S-4	8197	0.035
1975		440 CID 7.2L(U) Police	—	0574S-4	8198	0.035
1968-71		383 CID 6.3L (H,N) 4bbl.	—	0437S-4	8197	0.035
1966-71		440 CID 7.2L exc. H.P.	—	0437S-4	8197	0.035
1961-71		383 CID 6.3L 2 bbl.	—	0437S-4	8197	0.035
1959-65		413 CID	—	0437S-4	8197	0.035
1960-64		361 CID	—	0437S-4	8197	0.035
1957-58		Windsor, Saratoga	—	0437S-4	8197	0.035
DETOMASO						
1972-74	8	351C CID 5.8L Pantera	—	0576S-4	8199	0.035
DODGE						
1995-2000	4	2.4L (X) MPI 16 Valve Stratus, ES	0786-4	—	—	0.050
1994-2000	4	122 CID 2.0L (C,Y) Stratus	0786-4	—	—	0.035
1992-95	4	1.8L (C,P,D)	0786-4	—	—	0.044

Year	Cyl.	Engine/Model	High Performance Resistor	Shorty 4 Pack	Shorty 8 Pack	Gap
DODGE (CONT)						
1997-98	4	2.5L (H) SFI ES	0786-4	—	—	0.050
1996-97	6	3.5L 215 CID (F) MPI ES Intrepid	0736-4	—	—	0.035
1993-97	6	215 CID 3.5L (F)MPI	0736-4	—	—	0.050
1995-96	6	2.5L (H) SFI Stratus, ES	0786-4	—	—	0.044
1972-78	8	400 CID 6.6L (N,M,P)	—	0437S-4	8197	0.035
1966-78	8	440 CID 7.2L (T,U)	—	0437S-4	8197	0.035
1975	8	440CID 7.2L(U) Police	—	0574S-4	8198	0.035
1960-71	8	383 CID 6.3L	—	0437S-4	8197	0.035
	8	318 CID (F) 3/8 Reach	—	0437S-4	8197	0.035
1960-66	8	318, 361 CID	—	0437S-4	8197	0.035
1963-65	8	413 CID (exc. HO)	—	0437S-4	8197	0.035
	8	426 CID 4 bbl.	—	0437S-4	8197	0.035
1959	8	All	—	0437S-4	8197	0.035
	8	All with 3/8 Reach	—	0437S-4	8197	0.035
1956	8	D500	—	0437S-4	8197	0.035
1998-2002	10	Viper 8.0L	0736-4	—	—	0.035
1996-97	10	Viper 8.0L GTS	0736-4	—	—	0.035
1995	10	Viper 8.0L	0736-4	—	—	0.044
1992-94	10	Viper 8.0L	0736-4	—	—	0.035
DODGE TRUCK						
1996-2002	4	150 CID 2.5L	0736-4	—	—	0.035
1996-2000	4	2.4L (B) MPI 16 valve SE Grand Caravan, SE	0786-4	—	—	0.05
1996-2002	6	3.9L 239 CID (X) MPI Dakota, Durango	0786-4	—	—	0.04
1997-98	6	238 CID 3.9L (X) MPI	0786-4	—	—	0.04
1996	6	238 CID 3.9L (X) MPI	0786-4	—	—	0.044
1996	6	238 CID 3.9L (X) MPI Sportsman	0786-4	—	—	0.035
1992-95	6	238 CID 3.9L (X)	0786-4	—	—	0.035
1978-81	6	225 CID 3.7L (B,E,N) HD	—	0574S-4	8198	0.035
1977	6	225 CID 3.7L HD	—	0574S-4	8198	0.035
	6	225-1 CID 3.7L LD	—	0576S-4	8199	0.035
1976	6	225-1 CID 3.7L(B) CA	—	0574S-4	8198	0.035
	6	225-1 CID 3.7L(B) LD	—	0576S-4	8199	0.035
1975	6	225-1 CID 3.7L(B)	—	0574S-4	8198	0.035
2000-07	8	4.7L	0786-4	—	—	0.040
1998-2003	8	360 CID 5.9L (5, Z) MPI (HD Emissions Dakota, Durango	0786-4	—	—	0.040
1997-2003	8	360 CID 5.9L (5, Z) MPI HD Emissions, LD Emissions 3500, 2500	0786-4	—	—	0.035
1998-2001	8	318 CID 5.2L (T,Y) MPI Dakota, Durango	0786-4	—	—	0.035
1996-2001	8	318 CID 5.2L (T,Y) MPI	0786-4	—	—	0.040
1993-2001	8	360 CID 5.9L (Z) MPI	0786-4	—	—	0.035
1992-96	8	318 CID 5.2L (T,Y)	0786-4	—	—	0.035
1977-79	8	440 CID 7.2L(D)	—	0437S-4	8197	0.035
	8	440-3 CID 7.2L HD	—	0574S-4	8198	0.035
1977-78	8	400 CID 6.6L(J)	—	0437S-4	8197	0.035
1973-76	8	440 CID 7.2L HD	—	0574S-4	8198	0.035
	8	440 CID 7.2L(D)	—	0437S-4	8197	0.035
1971-76	8	400 CID 6.6L(J)	—	0437S-4	8197	0.035
1967-71	8	383 CID 6.3L	—	0437S-4	8197	0.035
1960-67	8	318 CID (F) 3/8 Reach	—	0437S-4	8197	0.035
EAGLE						
1996-98	4	2.0L (Y) MPI ESI	0786-4	—	—	0.050
1992-96	4	1.8L (C) MPI DL, ES Except Wagon	0786-4	—	—	0.044
1994-95	4	2.4L (G)	0786-4	—	—	0.044
1992-93	4	1.8L (P, D)	0786-4	—	—	0.044
1993-97	6	Vision 3.5L (F) 24V	0736-4	—	—	0.035
FORD						
1996	4	1.8L (8) MPI	0786-4	—	—	0.054
1988-94	4	140 CID 2.3L(S,X)	0526-4	—	P526S	0.054
1996-2002	6	152 CID 2.5L (L) MPI Contour GL, LX, SE, SPORT	0526-4	—	—	0.054
1989-2002	6	232 CID 3.8L(3,4,1)	0526-4	—	P526S	0.054
1996-99	6	183 CID 3.0L (S,U) MPI (DOHC) (OHV) G LX	0526-4	—	—	0.054

Year	Cyl.	Engine/Model	High Performance Resistor	Shorty 4 Pack	Shorty 8 Pack	Gap
FORD (CONT)						
1993-95	6	SHO 3.2L (P)	0786-4	—	—	0.044
1992-95	6	SHO 3.0L (Y)	0786-4	—	—	0.044
1989-91	6	SHO 3.0L (Y)	0786-4	—	—	0.044
1982-83	6	232 CID 3.8L	—	—	0416S	0.044
1997-2008	8	281 CID 4.6L MPI (V,X,W) (DOHC) (SOHC) Mustang Cobra, GT	0526-4	—	—	0.054
1997-2008	8	281 CID 4.6L (9) Police Interceptor, LX, Natural Gas	0526-4	—	—	0.044
1996-2003	8	281 CID 4.6L MPI SOHC (9, S, W) S, Police Interceptor, Romeo, Windsor	0526-4	—	—	0.054
1996-99	8	3.4L DOHC Taurus SHO	0526-4	—	—	0.054
1985-96	8	351 CID 5.8L	—	0576S-4	8199	0.044
	8	351 CID 5.8L H.O.(H)	—	0574S-4	8198	0.044
1987-96	8	302 CID 5.0L(E,N) w/EFI,MPI	—	0576S-4	8199	0.054
1994-95	8	302 CID 5.0L H.O. (D) Mustang Cobra	0526-4	—	—	0.054
1992-95	8	4.6L (V,W)	0526-4	—	—	0.054
1991-95	8	302 CID 5.0L (T) H.O. Thunderbird	—	0576S-4	8199	0.054
1987-91	8	302 CID 5.0L(F)	0526-4	—	—	0.050
	8	351 CID 5.8(G)	—	0576S-4	8199	0.044
1986	8	351 CID 5.8L H.O.	—	0576S-4	8199	0.044
1984-85	8	302 CID 5.0L	—	0576S-4	8199	0.044
1984-85	8	302 CID 5.0L CFI	—	0576S-4	8199	0.050
1983-84	8	351W CID 5.8L	—	0576S-4	8199	0.044
	8	302 CID 5.0L	—	0576S-4	8199	0.044
1982	8	351W CID 5.8L	—	0574S-4	8198	0.044
1980-82	8	302 CID 5.0L	—	0576S-4	8199	0.050
	8	255 CID 4.2L	—	0576S-4	8199	0.050
1979-81	8	351W CID 5.8L	—	0576S-4	8199	0.050
1979	8	302 CID 5.0L exc. Granada, Mustang, Fairmont from 2/1/79 & CA	—	0576S-4	8199	0.050
	8	302 CID 5.0L Granada, Mustang, Fairmont from 2/1/79 & CA	—	0576S-4	8199	0.060
	8	351 CID 5.8L	—	0576S-4	8199	0.050
1977-79	8	302 CID 5.0L CA	—	0576S-4	8199	0.060
	8	302 CID 5.0L exc. CA	—	0576S-4	8199	0.050
	8	351M CID 5.8L CA	—	0576S-4	8199	0.060
	8	351M CID 5.8L exc. CA	—	0576S-4	8199	0.050
	8	400 CID 6.6L CA	—	0576S-4	8199	0.060
	8	400 CID 6.6L exc. CA	—	0576S-4	8199	0.050
	8	460 CID 7.5L exc. CA	—	0576S-4	8199	0.050
1976	8	351M CID 5.8L	—	0576S-4	8199	0.044
	8	351W CID 5.8L Torino Early '76	—	0576S-4	8199	0.044
	8	351W CID 5.8L Torino Late '76	—	0576S-4	8199	0.054
	8	460 CID 7.5L	—	0576S-4	8199	0.044
1975-76	8	302 CID 5.0L	—	0576S-4	8199	0.044
	8	400 CID 6.6L	—	0576S-4	8199	0.044
1975	8	351 CID 5.8L	—	0576S-4	8199	0.044
	8	460 CID 7.5L	—	0576S-4	8199	0.044
	8	351C CID 5.8L 2 bbl. exc. CA	—	0576S-4	8199	0.044
	8	351C CID 5.8L 4 bbl.	—	0576S-4	8199	0.035
	8	351C CID 5.8L 2 bbl. CA	—	0576S-4	8199	0.054
1974	8	400 CID 6.6L	—	0576S-4	8199	0.044
	8	460 CID 7.5L CA	—	0576S-4	8199	0.044
	8	460 CID 7.5L exc. CA	—	0576S-4	8199	0.054
	8	302 CID 5.0L 14mm head	—	0576S-4	8199	0.035
	8	429 CID 7.0L 14mm head	—	0576S-4	8199	0.035
	8	460 CID 7.5L 14mm head	—	0576S-4	8199	0.035
1971-73	8	351C CID 5.8L	—	0576S-4	8199	0.035
	8	400 CID 6.6L	—	0576S-4	8199	0.035
1971	8	302 CID 5.0L 4 bbl.	—	0574S-4	8198	0.035
	8	429 CID 7.0L 4 bbl.	—	0574S-4	8198	0.035
1970	8	302 CID 4 bbl	—	0574S-4	8198	0.035
	8	351C CID	—	0576S-4	8199	0.035
	8	429 CID Cobra Jet	—	0574S-4	8198	0.035

Year	Cyl.	Engine/Model	High Performance Resistor	Shorty 4 Pack	Shorty 8 Pack	Gap
FORD TRUCK						
1998-2002	4	2.5L (C) Ranger	0526-4	—	—	0.044
1996-97	4	2.3L (A) Ranger	0526-4	—	—	0.044
2004-2007	6	3.9L, 4.2L	0526-4	—	—	0.050
1997-2006	6	244 CID 4.0L (E) SOHC Explorer	0526-4	—	—	0.050
1997-2003	6	256 CID, 4.2L (2) SPI, MPI, E-150, E-250, Econoline, Super	0526-4	—	P526S	0.054
1990-2002	6	244 CID 4.0L (X) MPI (OHV)	0526-4	—	P526S	0.054
1996-2008	6	183 CID 3.0L(U) MPI	0526-4	—	P526S	0.044
1982	6	232 CID 3.8L	—	—	O416S	0.044
1997-2007	8	329 CID 5.4L (L) MPI Econoline, Club Wagon, Expedition	0526-4	—	—	0.054
1997-2007	8	329 CID 5.4L (L,M) MPI Econoline, Wagon, HD Club Wagon, Super Wagon, Natural Gas	0526-4	—	—	0.044
1996-2002	8	281 CID 4.6L (9) MPI LPG	0526-4	—	—	0.044
1996-2001	8	302 CID 5.0L (P) MPI Explorer, F250	0526-4	—	P526S	0.054
1996-97	8	460CID 7.5L (G) MPI Super	—	0576S-4	8199	0.044
1988-97	8	302 CID 5.0L(N) EFI,MPI	—	0576S-4	8199	0.044
	8	351 CID 5.8L(H,R) MPI High Perf.	—	0574S-4	8198	0.044
	8	460 CID 7.5L(G) MPI 4bbl. & EFI	—	0576S-4	8199	0.044
	8	302 CID 5.0L (N) MPI Club Wagon	—	0576S-4	8199	0.054
1989-91	8	429 CID 7.0L(K)	—	0574S-4	8198	0.044
1987	8	351 CID 5.8L(H) 4bbl.	—	0576S-4	8199	0.044
1985-88	8	302 CID 5.0L EFI	—	0574S-4	8198	0.044
1984-86	8	351W CID 5.8L 4bbl.	—	0574S-4	8198	0.044
1982-86	8	460 CID 7.5L	—	0576S-4	8199	0.044
1979-86	8	370 CID 6.1L(H)	—	0574S-4	8198	0.044
	8	429 CID 7.0L (K)	—	0574S-4	8198	0.044
1982-85	8	351W CID 5.8L 2bbl.	—	0576S-4	8199	0.044
1976-85	8	302 CID 5.0L(exc. EFI)	—	0576S-4	8199	0.044
1981-82	8	255 CID 4.2L	—	0576S-4	8199	0.044
1980-81	8	460 CID 7.5L	—	0574S-4	8198	0.044
1977-81	8	351 CID 5.8L	—	0576S-4	8199	0.044
	8	400 CID 6.6L	—	0576S-4	8199	0.044
1975-79	8	460 CID 7.5L	—	0576S-4	8199	0.044
1976	8	351W CID 5.8L E100	—	0576S-4	8199	0.044
1976	8	351W CID 5.8L E150/350	—	0574S-4	8198	0.044
1975	8	302 CID	—	0574S-4	8198	0.044
	8	351W CID	—	0574S-4	8198	0.044
	8	460 CID	—	0574S-4	8198	0.044
	8	460 CID 7.5L over 6000 lbs.	—	0576S-4	8199	0.044
	8	460 CID 7.5L under 6000 lbs.	—	0576S-4	8199	0.054
1997-2004	10	415CID 6.8L (S) MPI HD Super, Super Duty Club Wagon, Super Wagon	0526-4	—	—	0.054
GEO - CHEVROLET						
1992-95	4	98 CID 1.6L (8) Storm, Prizm	0786-4	—	—	0.032
GMC TRUCK						
1996-2003	4	134 CID 2.2L (4)	0526-4	—	P526S	0.060
1985-93	4	151 CID 2.5L(A,E)	—	0574S-4	8198	0.060
1983-84	4	121 CID 2.0L (Y) S15	—	0574S-4	8198	0.035
1996-2008	6	262 CID 4.3L(W)EFI	0526-4	—	P526S	0.060
1994-96	6	262 CID 4.3L(W, Z)EFI	—	0574S-4	8198	0.045
1985-93	6	262 CID 4.3L(B,N,Z)	—	0574S-4	8198	0.035
1991	6	262 CID 4.3L(S) Turbo	—	0574S-4	8198	0.035
1986-91	6	173 CID 2.8L(R)	—	0574S-4	8198	0.045
1987	6	262 CID 4.3L(Z) Caballero	—	0576S-4	8199	0.045
1982-85	6	173 CID 2.8L(B)	—	0574S-4	8198	0.045
1984	6	229 CID 3.8L(9,K)	—	0576S-4	8199	0.045
	6	231 CID 3.8L(A)	—	0576S-4	8199	0.060
1981-84	6	250 CID 4.1L(D)	—	0576S-4	8199	0.045
1981-83	6	231 CID 3.8L(A) Sprint, Caballero	—	0576S-4	8199	0.080
1979-80	6	231 CID 3.8L(A) Sprint, Caballero	—	0576S-4	8199	0.060
1978-79	6	200 CID 3.3L Sprint, Caballero	—	0576S-4	8199	0.045

Year	Cyl.	Engine/Model	High Performance Resistor	Shorty 4 Pack	Shorty 8 Pack	Gap
GMC TRUCK (CONT)						
1999-2008	8	4.8L, 5.3L, 6.0L, 8.1L	0526-4	—	—	0.060
1996-2002	8	305 CID 5.0L (M) EFI	0526-4	—	P526S	0.060
1996-2002	8	350 CID 5.7L(R) EFI G25/2500, Cargo	0526-4	—	P526S	0.060
1990-98	8	366 CID 6.0L(B,L,P)	—	0576S-4	8199	0.045
	8	427 CID 7.0L (B,E,N,M)TBI	—	0574S-4	8198	0.045
1996-00	8	454 CID 7.4L(J) EFI	0526-4	—	P526S	0.060
	8	350 CID 5.7L(R) EFI G15/1500, G25, G2500	—	0574S-4	8198	0.060
1996-97	8	454 CID 7.4L (N) TBI,EFI	—	0574S-4	8198	0.035
1987-96	8	350 CID 5.7L (K,R) TBI,EFI	—	0574S-4	8198	0.045
1996	8	350 CID 5.7L (K) TBI,EFI	—	0574S-4	8198	0.035
1987-95	8	454 CID 7.4L (N) TBI,EFI	—	0574S-4	8198	0.045
1987-95	8	305 CID 5.0L(H) TBI	—	0574S-4	8198	0.045
1986	8	305 CID 5.0L(F,H)	—	0574S-4	8198	0.045
	8	350 CID 5.7L(L)	—	0574S-4	8198	0.045
1984-85	8	350 CID 5.7L(L)	—	0576S-4	8199	0.045
1983-85	8	305 CID 5.0L(F,H)	—	0576S-4	8199	0.045
1976-83	8	350 CID 5.7L LD	—	0576S-4	8199	0.045
1979-82	8	267 CID 4.4L(J) Sprint, Caballero	—	0576S-4	8199	0.045
1976-82	8	305 CID 5.0L LD	—	0576S-4	8199	0.045
1978-80	8	400 CID 6.6L LD	—	0576S-4	8199	0.045
1976-80	8	454 CID 7.4L LD	—	0576S-4	8199	0.045
1978	8	400 CID 6.6L Jimmy CA	—	0576S-4	8199	0.045
	8	400 CID 6.6L Sprint	—	0576S-4	8199	0.045
	8	455 CID 7.5L Motor Home	—	0437S-4	8197	0.040
1971	8	307 CID 5.0L	—	0576S-4	8199	0.035
	8	350 CID 5.7L4bb1. TE55 Series	—	0576S-4	8199	0.035
	8	402 CID 6.6L	—	0576S-4	8199	0.035
	8	454 CID 7.4L Hi-Perf. Sprint	—	0576S-4	8199	0.035
1971	8	454 CID 7.4L exc. Hi-Perf. Sprint	—	0574S-4	8198	0.035
1968	8	307 CID	—	0437S-4	8197	0.035
HONDA / HONDA TRUCK						
1998-2002	4	2.3L EFI (VTEC) (F23A1, F23A4, F23A5, F23A7)	0736-4	—	—	0.044
1990-97	4	2.2L EFI VTEC (F22A1, F22B1, F22B2,F22B6, H22A4)	0736-4	—	—	0.044
1997-2000	4	2.0L EFI (B20B4)	0736-4	—	—	0.044
1996-2000	4	1.6L EFI (VTEC2) (D16Y5, D16Y7)	0736-4	—	—	0.044
1992-95	4	1.5L Civic, Del Sol (D15B7) (SOHC)	0736-4	—	—	0.044
1995-97	4	2.2L Odyssey	0736-4	—	—	0.044
1995-97	6	2.7L EFI (C27A4)	0736-4	—	—	0.044
1998-2002	6	3.0L EFI (J30A1)	0736-4	—	—	0.044
HUMMER						
2008	8	5.3L H3 Alpha	0526-4	—	—	0.060
2003-07	8	6.0L H2	0526-4	—	—	0.060
HYUNDAI						
2001-08	4	1.6L Accent	0786-4	—	—	0.044
1996-99	4	1.8L MPI (G4CN)	0786-4	—	—	0.044
	4	1.5L EFI (DOHC) (G4EK)	0786-4	—	—	0.044
1997-2007	4	1.8L, 2.0L Tiburon	0786-4	—	—	0.044
1996-2001	6	3.0L MPI (G6AT)	0786-4	—	—	0.044
INFINITI						
1994-2002	4	2.0L EFI (SR20DE)	0786-4	—	—	0.044
1996-2001	6	3.0L EFI (DOHC) VQ30DE	0786-4	—	—	0.044
1997	6	3.3L EFI (VG33E)	0786-4	—	—	0.044
1993-96	6	3.0L J30 (VG30DE)	0786-4	—	—	0.044
1997-2001	8	4.1L EFI (DOHC) (VH41DE)	0786-4	—	—	0.044
1990-2001	8	4.1L, 4.5L Q45	0786-4	—	—	0.044
ISUZU						
1996-00	4	2.2L EFI (F22B6)	0526-4	—	—	0.060
1993-96	4	2.3L,2.6L Amigo	0736-4	—	—	0.044
1995	4	2.2L Hombre	0786-4	—	—	0.060

Year	Cyl.	Engine/Model	High Performance Resistor	Shorty 4 Pack	Shorty 8 Pack	Gap
ISUZU TRUCK						
1996-2003	4	2.2L Amigo, Oasis, Rodeo	0526-4	—	—	0.060
1997-2000	6	4.3L Hombre	0526-4	—	—	0.060
1996-2004	6	3.5L EFI (SOHC) (6VE1)	0786-4	—	—	—
	6	3.2L EFI (SOHC) (6VD1)	0786-4	—	—	0.042
1991-92	6	3.1L TF, Rodeo	—	0574S-4	8198	0.045
1989-91	6	2.8L Trooper	—	0574S-4	8198	0.035
2003-2005	8	5.3L Ascender	0526-4	—	—	0.060
JAGUAR						
2002-08	6	3.0L, 2.5L	0526-4	—	—	0.050
JEEP						
1984-2002	4	150 CID 2.5L (C,U,H)EFI	0736-4	—	—	0.035
1980-83	4	151 CID 2.5L	—	0576S-4	8199	0.060
1991-2001	6	4.0L (S)EFI	0736-4	—	—	0.035
1987-90	6	242 CID 4.0L(L,M)	—	—	0416S	0.035
1981-90	6	4.2L (T,G,C,)	0736-4	—	—	0.035
1984-85	6	173 CID 2.8L	—	0576S-4	8199	0.035
1966-71	6	225 CID 3.7L	—	0437S-4	8197	0.035
1997-98	8	360 CID 5.9L EFI	0786-4	—	—	0.040
1997-98	8	318CID 5.2L EFI	0786-4	—	—	0.040
1993-95	8	318 CID 5.2L (Y)*EFI	0786-4	—	—	0.035
1971-88	8	350 CID 5.7L	—	0576S-4	8199	0.035
KIA / KIA TRUCK						
2006-07	4	2.0L, 2.4L Optima, Rondo, Spectra, Sportage	0786-4	—	—	0.040
2006-07	4	1.6L Rio, Sephia	0786-4	—	—	—
1994-96	4	1.6L Sephia	0786-4	—	—	0.044
2003-07	6	2.5L, 2.7L, 3.5L, 3.8L	0786-4	—	—	—
LEXUS / LEXUS TRUCK						
2007	6	2.5L (4GRFSE), 3.5L (2GRFSE)	0786-4	—	—	0.044
	6	4.5L EFI (1ZFE)	0786-4	—	—	0.032
1992-2000	6	SC300 3.0L	0786-4	—	—	0.044
LINCOLN / LINCOLN TRUCK						
2000-02	6	3.0L	0526-4	—	P526S	0.054
1988-95	6	232 CID 3.8L(4) EFI	0526-4	—	P526S	0.054
1982	6	232 CID 3.8L	—	—	0416S	0.044
2000-03	8	3.9L LS	0526-4	—	P526S	0.054
1996-2005	8	4.6I (V,W) MPI DOHC	0526-4	—	—	0.054
1998-2004	8	329 CID 5.4L MPI Navigator	0526-4	—	—	0.054
1993-95	8	4.6I (W)	0526-4	—	—	0.054
1991-92	8	4.6L(W)	0526-4	—	—	0.054
1988-92	8	302 CID 5.0L(E) HO	—	0576S-4	8199	0.054
1986-91	8	302 CID 5.0L(F)	0526-4	—	P526S	0.050
1985	8	302 CID 5.0L CFI HO	—	0576S-4	8199	0.044
	8	302 CID 5.0L CFI	—	0576S-4	8199	0.050
1980-84	8	302 CID 5.0L	—	0576S-4	8199	0.050
1980	8	351 CID 5.8L	—	0576S-4	8199	0.050
1978-79	8	400 CID 6.6L	—	0576S-4	8199	0.050
1977-79	8	302 CID 5.0L CA	—	0576S-4	8199	0.060
	8	302 CID 5.0L exc. CA	—	0576S-4	8199	0.050
1977-78	8	460 CID 7.5L	—	0576S-4	8199	0.050
1977	8	351 CID 5.8L	—	0576S-4	8199	0.050
	8	400 CID 6.6L CA	—	0576S-4	8199	0.060
1977	8	400 CID 6.6L exc. CA	—	0576S-4	8199	0.050
1975-76	8	460 CID 7.5L	—	0576S-4	8199	0.044
1974	8	460 CID 7.5L CA	—	0576S-4	8199	0.044
	8	460 CID 7.5L exc. CA	—	0576S-4	8199	0.054
1973	8	460 CID 7.5L	—	0576S-4	8199	0.035
MAZDA						
1993-2002	4	2.0L MX-6 (standard)	0786-4	—	—	0.044
	4	2.0L MX-6 (cold type)	0786-4	—	—	0.032

Year	Cyl.	Engine/Model	High Performance Resistor	Shorty 4 Pack	Shorty 8 Pack	Gap
MAZDA (CONT)						
1991-2002	4	1.8L Miata, Protege (DOHC) Standard	0786-4	—	—	0.044
1995-98	4	1.5L Protégé (Z5, BP) Cold Type	0786-4	—	—	0.044
	4	1.5L Protégé (Z5, BP) Standard	0786-4	—	—	0.044
1994	4	2.0L 626	0786-4	—	—	0.044
1997-2002	6	2.3L EFI Supercharged (1,2) Hot Type	0736-4	—	—	0.032
1993-2002	6	2.5L MX-6, Millenia	0736-4	—	—	0.032
1989-98	6	3.0L MPV, 929	0786-4	—	—	0.044
	6	3.0L TBI (JE) Standard	0786-4	—	—	0.044
1994	6	3.0L 929	0736-4	—	—	0.044
MAZDA TRUCK						
1998-2001	4	2.5L B2500	0526-4	—	—	0.050
2004-08	4	2.3L B2300, Tribute	0526-4	—	—	0.050
1992-93	4	2.6L	0736-4	—	—	0.044
1997-2008	6	3.0L, 4.0L B3000, B4000, Tribute	0526-4	—	—	0.054
MERCEDES-BENZ / MERCEDES-BENZ TRUCK						
1999-2007	8	4.3L, 5.0L, 5.5L	0786-4	—	—	0.043
1999-2002	12	6.0L	0786-4	—	—	0.043
MERCURY / MERCURY TRUCK						
2006-08	4	2.3L	0526-4	—	—	0.044
1991-96	4	1.6L (Z,6)	0786-4	—	—	0.044
1996-2007	6	3.0L S, 4	0526-4	—	—	0.050
2007	6	4.2L Mountaineer	0526-4	—	—	0.054
1997-2006	6	244 CID 4.0L (E) MPI (SOHC)	0526-4	—	—	0.054
1996-2000	6	2.5L MPI (L)	0526-4	—	—	0.054
1991-96	6	232 CID 3.8L(4)	0526-4	—	P526S	0.054
1996-2008	8	4.6L MPI (SOHC)	0526-4	—	—	0.054
1996-2001	8	302 CID 5.0L (E,P)	0526-4	—	P526S	0.054
1992-95	8	4.6L(W)	0526-4	—	—	0.054
1991-93	8	302 CID 5.0L(T) H.O.	—	—	8199	0.044
1986-91	8	302 CID 5.0L (F,M)	0526-4	—	—	0.050
1983-91	8	351W CID 5.8L (G) H.O., 2bbl	—	0576S-4	8199	0.044
1985	8	302 CID 5.0L HO EFI & 4V	—	0576S-4	8199	0.044
1983-84	8	302 CID 5.0L Capri	—	0576S-4	8199	0.044
1982-84	8	302 CID 5.0L exc. Capri	—	0576S-4	8199	0.050
1980-82	8	255 CID 4.2L	—	0576S-4	8199	0.050
	8	302 CID 5.0L Capri	—	0576S-4	8199	0.050
	8	351W CID 5.8L HO	—	0574S-4	8198	0.044
1980-81	8	255 CID 4.2L	—	0576S-4	8199	0.050
	8	302 CID 5.0L	—	0576S-4	8199	0.050
1979-81	8	351W CID 5.8L	—	0576S-4	8199	0.050
1977-79	8	302 CID 5.0L Capri, Monarch, Zephyr from 2/1/79 & CA	—	0576S-4	8199	0.060
1977-79	8	302 CID 5.0L exc. Capri, Monarch, Zephyr from 2/1/79 & CA	—	0576S-4	8199	0.050
1977-78	8	302 CID 5.0L CA	—	0576S-4	8199	0.060
1977-78	8	302 CID 5.0L exc. CA	—	0576S-4	8199	0.050
	8	351M CID 5.8L exc. CA	—	0576S-4	8199	0.050
	8	400 CID 6.6L exc. CA	—	0576S-4	8199	0.050
	8	460 CID 7.5L	—	0576S-4	8199	0.050
1977	8	351M CID 5.8L CA	—	0576S-4	8199	0.060
	8	400 CID 6.6L CA	—	0576S-4	8199	0.060
	8	460 CID 7.5L	—	0576S-4	8199	0.050
1976	8	351M CID 5.8L	—	0576S-4	8199	0.044
	8	351M CID 5.8L Montego Early '76	—	0576S-4	8199	0.044
	8	351W CID 5.8L Montego Late '76	—	0576S-4	8199	0.054
	8	460 CID 7.5L	—	0576S-4	8199	0.044
1975-76	8	302 CID 5.0L	—	0576S-4	8199	0.044
	8	400 CID 6.6L	—	0576S-4	8199	0.044
1975	8	351 CID 5.8L	0576S-4	0576S-4	8199	0.044
	8	460 CID 7.5L	0576S-4	0576S-4	8199	0.044

Year	Cyl.	Engine/Model	High Performance Resistor	Shorty 4 Pack	Shorty 8 Pack	Gap
MERCURY / MERCURY TRUCK (CONT)						
1974	8	351C CID 5.8L 2 bbl. exc. CA	0576S-4	0576S-4	8199	0.044
	8	351C CID 5.8L 2bbl. CA	—	0576S-4	8199	0.054
	8	351C CID 5.8L 4bbl.	0576S-4	0576S-4	8199	0.035
	8	400 CID 6.6L	0576S-4	0576S-4	8199	0.044
	8	460 CID 7.5L CA	0576S-4	0576S-4	8199	0.044
1974	8	460 CID 7.5L exc. CA	—	0576S-4	8199	0.054
1972-73	8	302 CID 5.0L 14mm Head	0576S-4	0576S-4	8199	0.035
	8	429 CID 7.0L 14mm Head	0576S-4	0576S-4	8199	0.035
	8	460 CID 7.5L 14mm Head	0576S-4	0576S-4	8199	0.035
1971-73	8	351C CID 5.8L	0576S-4	0576S-4	8199	0.035
	8	400 CID 6.6L	0576S-4	0576S-4	8199	0.035
1971	8	302 CID 5.0L 4bbl.	0574S-4	0574S-4	8198	0.035
	8	429 CID 7.0L 4bbl.	0574S-4	0574S-4	8198	0.035
1970	8	302 CID 4bbl.	0574S-4	0574S-4	8198	0.035
	8	351C CID	0576S-4	0576S-4	8199	0.035
	8	429 CID Cobra Jet	0574S-4	0574S-4	8198	0.035
MITSUBISHI						
1996-2004	4	2.4L MPI (4G64)	0786-4	—	—	0.044
1996-2000	4	1.8L MPI (4G93)	0786-4	—	—	0.044
1993-96	4	1.8L Mirage	0786-4	—	—	—
1992-95	4	1.8L Expo LRV	0786-4	—	—	0.044
	4	1.8L Mirage	0786-4	—	—	0.044
1994	4	2.4L Eclipse	0786-4	—	—	0.044
1994	4	1.8L Galant S,ES,LS	0786-4	—	—	0.044
1997-2004	6	3.5L MPI (6G74)	0786-4	—	—	0.044
NISSAN						
1996-2001	4	1.6L 2.0L 2.4L EFI (GA16DE, SR20DE, KA24DE) 200SX, 240SX, Altima (Standard)	0786-4	—	—	0.044
1996-98	4	2.4L (KA24DE)	0786-4	—	—	0.044
1991-92	4	2.0L	0786-4	—	—	0.044
1991-95	4	2.4L & 1.6L	0786-4	—	—	0.044
1989-2001	6	3.0L EFI (VG30D) (standard)	0786-4	—	—	0.044
NISSAN TRUCK						
2004	4	2.4L (KA24DE) Xterra	0786-4	—	—	0.044
1993-94	6	3.0L Quest	0786-4	—	—	0.032
OLDSMOBILE						
1993-94	4	2.3L (D,3)	0786-4	—	—	0.035
1990-92	4	2.3L (A,D,3)	0786-4	—	—	0.035
1978-92	4	151 CID 2.5L (1,5,9,R,U,V)	—	0574S-4	8198	0.060
1982-86	4	121 CID 2.0L (B,P)	—	0574S-4	8198	0.035
1982	4	112 CID 1.8L(G)	—	0574S-4	8198	0.035
1976-77	4	140 CID 2.3L(B)	—	0574S-4	8198	0.035
1999-2002	6	3.5L 214 (M) DOHC	0526-4	—	—	0.060
1996-2004	6	207 CID 3.4L MFI (E,X)	0526-4	—	P526S	0.060
1993-2001	6	3.1L (M) MFI	0526-4	—	P526S	0.060
1993-2001	6	3.8L (K,L,1) MFI SFI	0526-4	—	P526S	0.060
1990-95	6	189 CID 3.1L(D) Silhouette	—	0574S-4	8198	0.045
1988-92	6	200 CID 3.3L(N)	0526-4	—	P526S	0.060
	6	231 CID 3.8L(C)	0526-4	—	P526S	0.060
1979-87	6	231 CID 3.8L(A)	—	0576S-4	8199	0.060
1981-86	6	173 CID 2.8L (7,W,X,Z)	—	0574S-4	8198	0.045
1983-85	6	181 CID 3.0L(E)	—	0576S-4	8199	0.060
1984	6	252 CID 4.1L(4)	—	0576S-4	8199	0.060
1981	6	231 CID 3.8L(3) Turbo	—	0576S-4	8199	0.040
1979-80	6	231 CID 3.8L(A)	—	0576S-4	8199	0.060
1964-65	6	225 CID	—	0437S-4	8197	0.030
1992	8	305 CID 5.0L(E) Police	—	0574S-4	8198	0.035
	8	350 CID 5.7L(7)	—	0574S-4	8198	0.035
1991-92	8	305 CID 5.0L(E)	—	0576S-4	8199	0.035
1985-90	8	307 CID 5.0L(Y)	—	—	0416S	0.060

Year	Cyl.	Engine/Model	High Performance Resistor	Shorty 4 Pack	Shorty 8 Pack	Gap
OLDSMOBILE (CONT)						
1987	8	305 CID 5.0L(H)	—	0576S-4	8199	0.035
1977-84	8	305 CID 5.0L (G,H,L,U)	—	0576S-4	8199	0.045
1981-82	8	267 CID 4.4L(J)	—	0576S-4	8199	0.045
1980-82	8	265 CID 4.3L(S)	—	0576S-4	8199	0.060
1977-79	8	350 CID 5.7L(G,L)	—	0576S-4	8199	0.045
1976-75	8	350 CID 5.7L(J) Omega	—	0576S-4	8199	0.060
	8	455 CID 7.5L w/M.T. & W30	—	0437S-4	8197	0.040
1971-73	8	350 CID 5.7L (K) 4bbl. M.T.	—	0437S-4	8197	0.040
	8	455 CID 7.5L W30	—	0437S-4	8197	0.040
1969-70	8	455 CID 4bbl.	—	0437S-4	8197	0.030
1968-70	8	350 CID 4bbl.	—	0437S-4	8197	0.030
1968	8	400, 455 CID	—	0437S-4	8197	0.030
1964-67	8	330, 425 CID	—	0437S-4	8197	0.030
1965-67	8	400 CID	—	0437S-4	8197	0.030
1960-64	8	394 CID	—	0437S-4	8197	0.030
1951-60	8	All	—	0437S-4	8197	0.030
OLDSMOBILE TRUCK						
1996-2001	6	262 CID 4.3L EFI	0526-4	—	P526S	0.060
1990-95	6	189 CID 3.1L(D) Silhouette	—	0574S-4	8198	0.045
1991-95	6	262 CID 4.3L Bravada	—	0574S-4	8198	0.035
PLYMOUTH						
1996-2000	4	2.4L (B,X) MPI 16 Valve	0786-4	—	—	0.050
1997	6	215CID 3.5L (F) MPI Prowler	0736-4	—	—	0.035
1972-78	8	400 CID 6.6L (M,N,P)	—	0437S-4	8197	0.035
1967-78	8	440 CID 7.2L (J,K,L,T,U,V)	—	0437S-4	8197	0.035
1975	8	440 CID 7.2L (U) Police	—	0574S-4	8198	0.035
1960-71	8	383 CID 6.3L (G,H,L,N)	—	0437S-4	8197	0.035
	8	318 CID (F) 3/8 Reach	—	0437S-4	8197	0.035
1967	8	361 CID	—	0437S-4	8197	0.035
1963-65	8	426 CID	—	0437S-4	8197	0.035
1958-59	8	All 8 Cyl.	—	0437S-4	8197	0.035
PLYMOUTH IMPORT						
1993-94	4	1.8L (C,P)	0786-4	—	—	0.044
PLYMOUTH TRUCK						
1996-2000	4	2.4L Grand Voyager	0786-4	—	—	0.044
1978-81	6	225 CID 3.7L (B,E,N) HD	—	0574S-4	8198	0.035
1977	6	225 CID 3.7L(B) LD	—	0576S-4	8199	0.035
1976	6	225 CID 3.7L(B) CA	—	0574S-4	8198	0.035
1975	6	225 CID 3.7L(B)	—	0574S-4	8198	0.035
1974-79	8	440 CID 7.2L(D)	—	0437S-4	8197	0.035
1974-78	8	400 CID 6.6L(J)	—	0437S-4	8197	0.035
PONTIAC						
1996-2002	4	146CID 2.2L (4,T) MFI	0526-4	—	P526S	0.0500
1996-2002	4	146CID 2.4L	0526-4	—	P526S	0.060
1990-92	4	2.3L (A,D)	0786-4	—	—	0.035
1988-91	4	151 CID 2.5L(R,U)	—	0574S-4	8198	0.060
1984-87	4	98 CID 1.6L(C)	—	0574S-4	8198	0.035
1982-85	4	121 CID 2.0L(B,P)	—	0574S-4	8198	0.035
1981-83	4	98 CID 1.6L(C)	—	0574S-4	8198	0.035
1982	4	112 CID 1.8L (G)	—	0574S-4	8198	0.035
1976-77	4	140 CID 2.3L	—	0574S-4	8198	0.035
1961-63	4	194 CID 3.2L	—	0437S-4	8197	0.035
2005-06	6	3.5L, 3.9L	0526-4	—	—	0.045
1991-2003	6	3.1L, 3.4L	0526-4	—	P526S	0.045
1992-2003	6	3.8L(1,L,K) MFI SFI Supercharged	0526-4	—	P526S	0.060
1993-95	6	3.4 (S)	—	0576S-4	8199	0.045
1990-92	6	189 CID 3.1L(D,T) Firebird	—	0574S-4	8198	0.045
1985-89	6	173 CID 2.8L (9,S,X) MFI	—	0574S-4	8198	0.045
1987	6	262 CID 4.3L(Z)	—	0576S-4	8199	0.035
1985-86	6	262 CID 4.3L(Z) EFI	—	0574S-4	8198	0.035
1980-84	6	173 CID 2.8L (1,L,X,Z)	—	0574S-4	8198	0.045
1980-81	6	229 CID 3.8L(K)	—	0576S-4	8199	0.045
1966	6	230 CID 3.8L	—	0437S-4	8197	0.035
2004-05	8	4.6L Bonneville GXP	0526-4	—	—	0.050
1998-2002	8	346 CID 5.6L (G) MFI	0526-4	—	P526S	0.050
1993-97	8	350 CID 5.7L (P) MPI	0526-4	—	P526S	0.050
1988-92	8	305 CID 5.0L(E,F)	—	0576S-4	8199	0.035


Year	Cyl.	Engine/Model	High Performance Resistor	Shorty 4 Pack	Shorty 8 Pack	Gap
PONTIAC (CONT)						
	8	350 CID 5.7L(8)	—	0576S-4	8199	0.035
1986-90	8	307 CID 5.0L(Y)	—	—	0416S	0.060
1986-87	8	305 CID 5.0L(F) TPI	—	0574S-4	8198	0.035
	8	350 CID 5.7L(8) W/Iron Heads	—	0574S-4	8198	0.035
	8	350 CID 5.7L(8) Aluminum Head	—	—	0416S	0.035
1986	8	305 CID 5.0L(G)	—	0574S-4	8198	0.035
	8	305 CID 5.0L(H)	—	0576S-4	8199	0.045
1985	8	305 CID 5.0L(F) TPI	—	0574S-4	8198	0.045
1976-85	8	305 CID 5.0L (7,G,H,S)	—	0576S-4	8199	0.045
1981	8	267 CID 4.4L(J)	—	0576S-4	8199	0.045
1980-81	8	265 CID 4.3L(S)	—	0576S-4	8199	0.060
	8	301 CID 4.9L (T,W)	—	0576S-4	8199	0.060
1979-80	8	350 CID 5.7L(X)	—	0576S-4	8199	0.060
1978-79	8	301 CID 4.9L(W) 4bbl.	—	0576S-4	8199	0.060
1977-79	8	350 CID 5.7L(L)	—	0576S-4	8199	0.045
	8	400 CID 6.6L(Z)	—	0576S-4	8199	0.060
1977	8	350 CID 5.7L(P)	—	0576S-4	8199	0.060
1975-76	8	350 CID 5.7L 4bbl.	—	0576S-4	8199	0.060
	8	400 CID 6.6L 4bbl.	—	0576S-4	8199	0.060
	8	455 CID 7.5L	—	0576S-4	8199	0.060
1974	8	350 CID 5.7L 4bbl.	—	0576S-4	8199	0.04
1972-74	8	400 CID 6.6L 4bbl.	—	0576S-4	8199	0.04
	8	455 CID 7.5L	—	0576S-4	8199	0.040
1973	8	350 CID 5.7L Ventura	—	0576S-4	8199	0.040
1971	8	307 CID 5.0L	—	0576S-4	8199	0.040
1970	8	400 CID Exc. Ram Air	—	0437S-4	8197	0.035
1968-70	8	400 CID Ram Air	—	0437S-4	8197	0.035
	8	350 CID 2bbl.	—	0437S-4	8197	0.035
1967-69	8	428 CID	—	0437S-4	8197	0.035
1968	8	350 CID	—	0437S-4	8197	0.035
1963-67	8	326 CID	—	0437S-4	8197	0.035
1963-66	8	421 CID	—	0437S-4	8197	0.035
1960-66	8	389 CID	—	0437S-4	8197	0.035
SAAB						
2005-2007	8	5.3L 9-7X	0526-4	—	—	0.060
SATURN						
2000-02	4	2.2L	0786-4	—	—	0.090
1991-98	4	1.9L all models	0786-4	—	—	0.040
2005-08	6	3.5L, 3.9L Aura XE, Relay, Vue XE	0526-4	—	—	0.045
SUBARU						
1996-98	4	2.5L (EJ25D) MPI (DOHC)	0786-4	—	—	0.044
SUBARU TRUCK						
1996-2002	4	2.5L (EJ25D) MPI (DOHC)	0786-4	—	—	0.044
SUZUKI TRUCK						
2001-02	6	2.7L	0786-4	—	—	0.044
TOYOTA						
1996-98	4	1.5L (5EFE) EFI (DOHC)	0786-4	—	—	0.032
1994-97	4	1.8L (7AFE) Celica	0786-4	—	—	0.032
1993-97	4	1.6L, & 1.8L (1ZZFE,4AFE,7AFE) Corolla EFI	0786-4	—	—	0.032
1990-91	4	2.2L	0786-4	—	—	0.044
1994-98	6	3.0L (2JZGE) Supra (ex turbo)	0786-4	—	—	0.044
TOYOTA TRUCK						
1996-2002	4	2.7L (3RZFE) EFI	0786-4	—	—	0.032
1997-2002	4	2.4L (2RZFE) EFI	0786-4	—	—	0.032
1991-96	4	2.4L (2TZ-FE) Previa (ex turbo)	0786-4	—	—	0.044
1993-96	4	2.4L (3RZFE) T-100 Pickup	0786-4	—	—	0.032
1996-2002	6	3.4L (5VZFE) EFI	0786-4	—	—	0.032
1994-97	6	4.5L (1FZFE) Landcruiser	0786-4	—	—	0.032
1988-96	6	3.0L (3VZ-FE) 4-Runner	0786-4	—	—	0.032
1993-95	6	3.0L (3VZF) P/U, T100	0786-4	—	—	0.032
VOLKSWAGEN						
2000-02	4	1.8LT, 2.0L	0786-4	—	—	0.028
1996-99	4	2.0L (ABA) EFI	0786-4	—	—	0.028
1996-99	6	2.8L (AAA) EFI (DOHC)	0786-4	—	—	0.028
VOLKSWAGEN TRUCK						
1997-2002	6	2.8L (AES) EFI	0786-4	—	—	0.028



Index Washer Kits

30 Assorted Washers, 14mm, Tapered Seat, 3 Thicknesses:
.010"/.021"/.032"

Index Washer Kits1001



Index Washer Kits

30 Assorted Washers, 14mm, Flat/Gasket Seat, 3 Thicknesses:
0.43"/.054"/.064"

Index Washer Kits1002



Spark Plug Indexer

Billet Aluminum, 14mm Thread, Designed for Tapered and Flat/Gasket Seat
Spark Plugs

Aluminum Spark Plug Indexer1005



SPARK PLUG CROSS REFERENCE



AC-DELCO	ACCEL
41-910	0526-4 / P526S
41-919	0526-4 / P526S
41-921	0526-4 / P526S
41-928	0526-4 / P526S
41-929	0526-4 / P526S
41-931	0526-4 / P526S
41-932	0526-4 / P526S
41-940	0526-4 / P526S
41-942	0526-4 / P526S
41-942	0526-4 / P526S
41-943	0526-4 / P526S
41-947	0526-4 / P526S
41-948	0526-4 / P526S
41-950	0526-4 / P526S
42TS	0274S-4
43TS	0274S-4
45TS	0276S-4
46TS	0276S-4
CR42TS	0274S-4
CR43TS	0574S-4
CR43TSM	0574S-4
CR45TS	0576S-4
FR3CLS	0416S-4
FR3MLM	0736-4
FR3LS	0416S-4
FR3LS6	0416S-4
FR3LSK	0786-4
FR4LE	0736-4
FR5LS	0416S-4
R42CTS	0574S-4
R42TS	0574S-4
R42TSM	0574S-4
R43CS	0437S-4
R43CTS	0574S-4
R43CTS6	0574S-4
R43NTS6	P524S-4
R43S	0437S-4
R43TS	0574S-4
R43TS6	0574S-4
R43TSK	0574S-4
R43TSX	0574S-4
R44LTS6	0526-4 / P526S
R44LTS6K	0526-4 / P526S
R44S	0437S-4
R44SX	0437S-4
R44TS	0576S-4
R44XLSM	0736-4
R45S	0437S-4
R45TS	0576S-4
AUTOLITE	ACCEL
AP605	0526-4 / P526S
AP606	0526-4 / P526S
APS245	0526-4 / P526S
AP106	0526-4 / P526S
13	0274S-4
14	0274S-4
15	0576S-4
16	0276S-4
203	0574S-4
23	0574S-4
24	0574S-4
25	0576S-4
26	0576S-4
3925	0786-4
3926	0786-4

AUTOLITE	ACCEL
565	0437S-4
566	0437S-4
601	0526-4 / P526S
603	0786-4
605	0526-4 / P526S
664	0574S-4
665	0576S-4
666	0576S-4
724	0574S-4
725	0576S-4
726	0576S-4
85	0437S-4
86	0437S-4
908	0526-4 / P526S
915	0736-4
925	0736-4
BOSCH	ACCEL
F8DC	0416S-4
F8LCR	0416S-4
F9DCO	0416S-4
FR10DCX	0416S-4
FR10DX	0416S-4
FR10DX	0416S-4
FR8DCX	0416S-4
FR8DCY	0416S-4
FR8DPX	0786-4
FR8DS	0786-4
FR8DX	0416S-4
FR8HP	0736-4
FR9DCO	0416S-4
FR9HC	0736-4
H10B	0276S-4
H10BC	0276S-4
H8B	0276S-4
H8BC	0276S-4
H9B	0276S-4
H9BC	0276S-4
HR6B	0574S-4
HR6BC	0574S-4
HR6BP	0574S-4
HR8B	0576S-4
HR8BC	0576S-4
HR9B	0576S-4
HR9BC	0576S-4
HR9BP	0576S-4
HR9DCX	0526-4 / P526S
HR9DCY	0526-4 / P526S
WR8F	0437S-4
WR8FC	0437S-4
WR8FP	0437S-4
WR8FPY	0437S-4
WR8FPZ	0437S-4
WR9F	0437S-4
WR9FC	0437S-4
WR9FCY	0437S-4
WR9FCZ	0437S-4
WR9FP	0437S-4
WR9FPY	0437S-4
WR9FPZ	0437S-4
WR9FY	0437S-4
WR9HC	0736-4
F8DC4	0416S-4
Champion	ACCEL
BL13Y	0276S-4
C12YCC	0416S-4

Champion	ACCEL
FN14LY	0736-4
N13L	0736-4
N8L	0736-4
RC10M	0736-4
RC10PYP4	0786-4
RC12LC4	0786-4
RC12LYC	0736-4
RC12LYC5	0736-4
RC12YC	0786-4
RC12YC4	0786-4
RC12YC5	0786-4
RFN14LY	0736-4
RJ11Y	0437S-4
RJ12Y	0437S-4
RJ12Y6	0437S-4
RJ12YC6	0437S-4
RJ13Y	0437S-4
RJ14YC	0437S-4
RN13L	0736-4
RN8L	0736-4
RS12YC	0526-4 / P526S
RS12YC6	0526-4 / P526S
RS15LYC	0526-4 / P526S
RV12YC	0574S-4
RV15YC	0576S-4
V12YC	0276S-4
Motorcraft	ACCEL
AF42	0276S-4
AF42C	0276S-4
AF52	0276S-4
AF52C	0276S-4
AGR44	0736-4
AGR54	0736-4
AGR42-6	0526-4 / P526S
AGR42C-6	0526-4 / P526S
AGS44	0736-4
AGSF22PP	0526-4 / P526S
AGSF42C-6	0526-4 / P526S
AGSP32	0786-4
AGSP32	0786-4
AGSP32C	0786-4
AGSP32C	0786-4
AGSP32P	0786-4
AGSP32PP	0786-4
AGSP52	0416S-4
AGSP52C	0786-4
AGSP54	0786-4
AR42	0437S-4
AR42-6	0437S-4
AR52	0437S-4
AR52-6	0437S-4
ARF22	0574S-4
ARF22C	0574S-4
ARF32	0574S-4
ARF32-6	0574S-4
ARF32C-6	0574S-4
ARF32M	0574S-4
ARF42	0576S-4
ARF52	0576S-4
AS52C	0437S-4
AS82-7	0437S-4
ASF-32P	0574S-4
ASF-42P	0576S-4
ASF32	0574S-4

Motorcraft	ACCEL
ASF32C	0574S-4
ASF32C-6	0574S-4
ASF32CM	0574S-4
ASF32M	0574S-4
ASF42	0576S-4
ASF42C	0576S-4
ASF42C-7	0576S-4
ASF52	0576S-4
ASF52C	0576S-4
AWSF22FM	0526-4 / P526S
AWSF22FS	0526-4 / P526S
AWSF32E	0526-4 / P526S
AWSF32EE	0526-4 / P526S
AWSF32F	0526-4 / P526S
AWSF32FM	0526-4 / P526S
AWSF32P	0526-4 / P526S
AWSF32PP	0526-4 / P526S
AWSF42C-6	0526-4 / P526S
AWSF42EE	0526-4 / P526S
AWSF42P	0526-4 / P526S
AWSF42PP	0526-4 / P526S
NGK	ACCEL
BCP5EV	0416S-4
BCPR5E-11	0416S-4
BCPR5EP-11	0416S-4
BCPR5EP-8	0416S-4
BCPR5ES	0416S-4
BCPR5ES-11	0416S-4
BCPR5EY	0416S-4
BCPR5EY-11	0416S-4
BCPR5EY-N-11	0416S-4
BKR4EVX	0786-4
BKR5E	0786-4
BKR5E-N11	0786-4
BKR5E11	0786-4
BKR5EP11	0786-4
BKR5ES-11	0786-4
BKR5EY	0786-4
BKR5EYA	0786-4
BKR5EYA11	0786-4
BP5FS	0276S-4
BPR4S	0437S-4
BPR4S-15	0437S-4
BPR5FS	0576S-4
BPR5S	0437S-4
BPR5S-15	0437S-4
BPR6FS	0574S-4
BPR6FS-11	0574S-4
BPR6FS-15	0574S-4
BRE529Y-11	0736-4
FR4	0416S-4
FR45	0416S-4
PFR5B-11	0786-4
PFR5B-11B	0786-4
PFR5C-11	0786-4
PFR5G-11	0786-4
PFR5J-11	0786-4
PFR5L-11	0786-4
PGR5A11	0786-4
PZFR5F	0736-4
PZFR5F-11	0736-4
TR5VX	0526-4 / P526S
TR55-1VX	0526-4 / P526S
TR55-1	0526-4 / P526S
TR55	0526-4 / P526S

NGK	ACCEL
UR4	0576S-4
UR45	0586-4
UR5	0574S-4
UR55	0574S-4
XR4	0437S-4
XR45	0437S-4
ZFR5D-11	0786-4
ZFR5E-11	0786-4
ZFR5F-11	0736-4
ZFR5J11	0736-4
ZGR5C	0736-4
Denso	ACCEL
J16BR-U	0736-4
J16BR-U11	0736-4
K16GPR-U11	0786-4
K16PR-L11	0786-4
K16PR-U	0786-4
K16PR-U11	0786-4
K16PR-ZU11	0786-4
K16R-U	0786-4
K16R-U11	0786-4
KJ16CR11	0736-4
KJ16CR-L11	0736-4
P16PR11	0786-4
PK16PR-L11	0786-4
PK16PR-L11	0786-4
PK16R11	0786-4
PKJ16CR8	0736-4
PKJ16CR-L11	0736-4
PQ16R	0416S-4
PQ16R8	0416S-4
Q16PR-U	0416S-4
Q16PR-U11	0416S-4
Q16PR-U15	0786-4
Q16PR-ZU11	0416S-4
Q16R-U	0416S-4
Q16R-U11	0416S-4
T16PR-U	0576S-4
T16P-U	0276S-4
T20PR-U	0574S-4
T20PR-U11	0574S-4
T20PR-U15	0574S-4
W14PR-U	0437S-4
W14PR-U15	0437S-4
W16PR-U	0437 / 0437S-4
W16PR-U15	0437 / 0437S-4

Digital Fuel Injection Products And Accessories

Why Fuel Injection Over A Carburetor?


1. Easy Starting in all weather conditions
2. Better Idle Control with all engine combos
3. Improved Acceleration / Throttle Response
4. Improved Fuel Economy by 30% +
5. Reduced Emissions (GO GREEN)
6. Increased Horsepower and Torque
7. Better control over any power adder especially Nitrous
8. The end of re-jetting the carburetor
9. No need to buy a different carburetor because you changed the cam or heads
10. AC Clutch Control, Cooling FAN Control

Why ACCEL DFI?

1. The DFI EFI System offers the best overall Performance and Drivability over any carburetor and other EFI systems
2. The only true aftermarket V.E. Based System
3. Individual Cylinder Fuel control!!!
4. Only system in its class with built in BAROMETRIC Sensor. (Great while driving though mountains)
5. OEM style diagnostics with CHECK ENGINE LIGHT
6. Limp Home Mode technology (Never leave your car on the side of the road if a sensor fails)
7. The only true EFI supported system through our EMIC Dealer Network (117 EMIC Locations Nationwide and growing)

THRUSTER EFI

ACCEL/DFI - The first company to offer affordable and programmable EFI systems to the masses. Introducing the New THRUSTER EFI and THRUSTER ICM ENGINE MANAGEMENT SYSTEMS.



Thruster EFI Offers

- The Only True Aftermarket V/E Based EFI System in its Class
- Will Run 11 Different Ignition Configurations
- Configurable to Narrow or Wide Band O2 Sensor Operation
- Built-In Self Diagnostics
- Will Run The Injectors In Sequential Or Batch Fire Mode
- Built In DATA-ACQUISITION
- Individual Cylinder Fuel Control
- Best Transitional Fueling for Unmatched Street-Ability
- The Only EFI System With Easy To Use Nitrous Power
- Will Support Up To 40 PSI of Boost
- Will Run Either High or Low Impedance Injectors
- 2 High RPM Over Rev Limiters (Ignition & Fuel)
- Built-IN 2 Step REV Limiter
- Controls: Torque Converter, AC Clutch, Radiator Fans and Knock
- Has Shift Light Output
- Lap Top Programmable
- The Only System Upgradeable to a PRO Version

Use this information to choose a complete THRUSTER EFI or THRUSTER ICM System for your application.

STEP 1: SELECT YOUR EFI SYSTEM

- 77010 ACCEL DFI Thruster EFI System STD O2 (GM-Chrysler-UNI V8)
- 77010W ACCEL DFI Thruster EFI System W/B O2 (GM-Chrysler-UNI V8)
- 77011 ACCEL DFI Thruster EFI System STD O2 (FORD V8)
- 77011W ACCEL DFI Thruster EFI System W/B O2 (FORD V8)
- 77012 ACCEL DFI Thruster EFI System STD O2 (Universal V6)
- 77012W ACCEL DFI Thruster EFI System W/B O2 (Universal V6)
- 77017 ACCEL DFI Thruster EFI System STD O2 (JEEP 4.0 Liter) ‡*
- 77014C ACCEL DFI Thruster EFI System STD O2 (Flying Lead Harness)
- 77014CW ACCEL DFI Thruster EFI System W/B O2 (Flying Lead Harness)

‡ - See Step 12 for Wide Band options
 * - includes Billet Dual Sync distributor and 6A CD Ignition Module
 Designations: W-Wide Band O2, P-Polished ECU Enclosure



Step 1/Option: Pro Version Upgrade

- 77005UP ACCEL DFI THRUSTER EFI PRO Upgrade. (Includes Software)

STEP 2: SELECT YOUR SENSOR PACKAGE/SENSORS

(Choose a sensor or Sensor Package that fits your application)

Sensor Kits includes: Air - Coolant - Map Sensors Required for System

- 74782 Sensor Kit with 1 Bar Map (naturally Aspirated Engines)
- 74783 Sensor Kit with 2 Bar Map (Up to 15 PSI of Boost)
- 74784 Sensor Kit with 3 Bar Map (UP to 30 PSI of Boost)
- 74785 Sensor Kit with 4 Bar Map (UP to 41 PSI of Boost)
- 77661 ACCEL DFI FORD Style TPS
- 74765 Coolant Temp Sensor
- 74773 Air Temp Sensor
- 74764 1 Bar Map Sensor
- 74776 2 Bar Map Sensor (Up to 15 PSI of Boost)
- 74777 3 Bar Map Sensor (UP to 30 PSI of Boost)
- 74786 4 Bar Map Sensor (UP to 41 PSI of Boost)
- 77761 Heated Narrow Band O2 Sensor
- 77061 Bosch Wide Band O2 Sensor
- 77065 NTK Wide Band O2 Sensor (Turbo Or Supercharged Applications)
- 74766 ACCEL DFI GM L98 Style IAC
- 74779 ACCEL DFI HI FLOW LS1 Style IAC
- 74779K ACCEL DFI HI FLOW REMOTE IAC KIT

STEP 3: SELECT YOUR TYPE OF IGNITION/DISTRIBUTOR ADAPTER HARNESS

- 77101 ACCEL DFI Dual Sync/Hall Effect Ignition Adapter Harness
- 77170 ACCEL DFI L98 Ignition Adapter Harness
- 77652 ACCEL DFI LT1 Ignition Adapter Harness 92-94
- 77653 ACCEL DFI LT1-LT4 Ignition Adapter Harness 95-97
- 77660 ACCEL DFI FORD TFI Ignition Adapter Harness
- 77688 ACCEL DFI IPU Ignition Adapter Harness
- 77655 ACCEL DFI Jeep Dual Sync Ignition Module
- 77178 ACCEL DFI Signal Conditioner (For Fuel Only Control)

STEP 4: SELECT A DISTRIBUTOR

ACCEL DFI Dual Sync Distributors

- (Needed for sequential injector operation)
- 77100 DIST,DUAL SYNC CHEVY SM CAP
 - 77100T DIST,DUAL SYNC CHEVY TB SM CAP
 - 77110 DIST,DUAL SYNC CHEVY Corvette W/Tach Drive - SM CAP
 - 77190 DIST,DUAL SYNC CHEVY LG CAP
 - 77190T DIST,DUAL SYNC CHEVY Tall Deck LG CAP
 - 77200 DIST,DUAL SYNC FORD FE SM CAP
 - 77201 DIST,DUAL SYNC FORD 302 SM CAP
 - 77204 DIST,DUAL SYNC FORD 460 SM CAP
 - 77207 DIST,DUAL SYNC FORD 351W SM CAP
 - 77242 DIST,DUAL SYNC JEEP 4.0L W SM CAP
 - 77290 DIST,DUAL SYNC FORD FE LG CAP
 - 77291 DIST,DUAL SYNC FORD 302 LG CAP
 - 77294 DIST,DUAL SYNC FORD 460 LG CAP
 - 77297 DIST,DUAL SYNC FORD 351W LG CAP
 - 77301 DIST,DUAL SYNC BUICK 215 SM CAP
 - 77401 DIST,DUAL SYNC OLDS SM CAP
 - 77441 DIST,DUAL SYNC BUICK 455 SM CAP
 - 77491 DIST,DUAL SYNC OLDS LG CAP
 - 77548 DIST,DUAL SYNC CADILLAC SM CAP
 - 77580 DIST,DUAL SYNC PONTIAC SM CAP
 - 77601 DIST,DUAL SYNC AMC SM CAP
 - 77701 DIST,DUAL SYNC CHRY B SM CAP
 - 77801 DIST,DUAL SYNC CHRY RB SM CAP
 - 77901 DIST,DUAL SYNC CHRY LA SM CAP

ACCEL Billetech Distributors

(For Batch Fire Operation)

- 60109 Chevy L98 V8 Engines HEI/EST W/Remote Mount Coil for S/B B/B V8
- 60114 Chevy V6 4.3 Engines HEI/EST Remote Mount Coil
- 60201M FORD 5.0 Engine with TFI Module. Fits 86-93 Mustang

STEP 5: SELECT AN IGNITION DRIVER MODULE AND IGNITION COIL

- 140011 ACCEL GM L98 HEI Remote Mount 1984-95 Super Coil
- 140024 ACCEL GM LT1-Vortec HEI Remote Mount 1996-2004 Super Coil
- 140021 ACCEL Jeep Super Coil (Great for converting older engines to coil on plug applications)
- 140021AH ACCEL Jeep Coil Pigtail/Adapter

Scaled Engine Speed RPM	200	800	1000	1200	1800	2200	2600	3000	3400	3800	4200	4600	5000	5400	5800	6200
13.44	0.533	0.333	0.304	0.324	0.324	0.324	0.324	0.324	0.324	0.343	0.324	0.324	0.324	0.324	0.324	0.324
19.29	0.353	0.353	0.328	0.402	0.402	0.402	0.402	0.402	0.402	0.402	0.402	0.402	0.402	0.402	0.402	0.402
25.14	0.353	0.353	0.333	0.426	0.431	0.456	0.495	0.520	0.520	0.549	0.554	0.578	0.574	0.569	0.554	0.515
31.00	0.353	0.353	0.368	0.466	0.480	0.490	0.520	0.563	0.583	0.618	0.603	0.627	0.608	0.627	0.613	0.568
36.85	0.363	0.368	0.377	0.495	0.520	0.525	0.549	0.596	0.613	0.613	0.642	0.642	0.642	0.642	0.642	0.642
42.70	0.363	0.368	0.377	0.500	0.525	0.534	0.569	0.603	0.608	0.623	0.632	0.672	0.672	0.672	0.642	0.647
48.55	0.373	0.373	0.397	0.505	0.534	0.544	0.564	0.618	0.623	0.642	0.662	0.661	0.701	0.706	0.672	0.657
54.40	0.373	0.397	0.426	0.510	0.544	0.559	0.603	0.623	0.642	0.662	0.691	0.716	0.721	0.730	0.691	0.667
60.26	0.422	0.422	0.446	0.525	0.574	0.593	0.623	0.652	0.672	0.701	0.711	0.735	0.735	0.765	0.721	0.691
66.11	0.446	0.451	0.466	0.539	0.603	0.618	0.652	0.691	0.716	0.725	0.745	0.779	0.784	0.804	0.770	0.730
71.96	0.456	0.466	0.466	0.554	0.613	0.647	0.691	0.735	0.750	0.784	0.789	0.814	0.814	0.833	0.800	0.784
77.81	0.515	0.520	0.520	0.549	0.632	0.691	0.755	0.804	0.819	0.838	0.853	0.882	0.882	0.897	0.873	0.853
83.66	0.520	0.539	0.574	0.603	0.686	0.745	0.804	0.858	0.868	0.887	0.897	0.926	0.926	0.941	0.922	0.907
89.52	0.544	0.544	0.632	0.657	0.740	0.794	0.853	0.907	0.922	0.931	0.941	0.971	0.971	0.980	0.971	0.961
95.37	0.618	0.623	0.686	0.711	0.794	0.848	0.902	0.951	0.971	0.980	0.985	1.015	1.015	1.025	1.020	1.015
101.22	0.623	0.623	0.721	0.745	0.819	0.868	0.917	0.966	0.971	0.980	0.985	1.015	1.025	1.025	1.020	1.015

STEP 6: SELECT YOUR SPARK PLUG WIRES

ACCEL EXTREME 9000 UNIVERSAL SPARK PLUG WIRES

(High conductivity- Low noise design - Highly recommended)

9000C	ACCEL CERAMIC 180 Deg Straight Boots w/Male-Female Tower Caps
9001C	ACCEL CERAMIC 90 Deg 5/8 Hex Plug Boots w/Male-Female Tower Caps
9002C	ACCEL CERAMIC 115 Deg FORD Style Boots W/Male-Female Tower Caps

STEP 7: SELECT ANY ACCESSORY (OPTIONAL EQUIPMENT)

77177	MALFUNCTION IND LAMP HARNESS
77650	ACCEL DFI LT1/LS1 Style TPS ADAPTER
77651	ACCEL DFI LT1/LS1 Style IAC ADAPTER
77681	ACCEL DFI GM - Chrysler - V8 Injector Harness
77693	ACCEL DFI Chevy - Buick V6 Injector Harness
77687	ACCEL DFI FORD V8 Injector Harness
77679	ACCEL DFI ICM 4 Cyl. Injector Harness

STEP 8: SELECT FUEL INJECTORS

Determining the correct fuel injector size

N/A Engines .45 X HP = Pounds per her divided by # of Cylinders

Boosted Engines .55 X HP = Pounds per her divided by # of Cylinders

Nitrous Engines .57 X HP = Pounds per her divided by # of Cylinders

We offer a wide range of Fuel Injectors

High Impedance: 15-17-19-21-23-24-26-30-32-36-40-44-45-48-53-61-62-80

Low Impedance: 55-72-83-96-120-160

Please call 248-380-2780 for help in picking out the right injector

STEP 9: SELECT A FUEL PUMP

ACCEL DFI HIGH Performance Fuel Pumps

74701	ELECT FUEL PUMP, 200 #/hr @ 45 PSI - 400 HP EXT
75703	ELECT FUEL PUMP, 85-92 GM 255 PLY 600 HP IN TANK
75705	ELECT FUEL PUMP, W/HANGER 255 PLY 600 HP 85-97 MUSTANG

NEW Intank Thruster 500 Fuel Pumps

Flow 340LPH - 500LB/HR at 45 PSI

Supports up to 900HP at .45 BFSC. 13:1 AFR

Supports up to 700HP at .55 BFSC. 11.5:1 AFR

75169	ELECT FUEL PUMP, IN TANK GM
73534	ELECT FUEL PUMP, IN TANK DOMESTIC
75341	ELECT FUEL PUMP, IN TANK DOMESTIC & IMPORT
75342	ELECT FUEL PUMP, IN TANK DOMESTIC & IMPORT

STEP 10: SELECT A FUEL PRESSURE REGULATOR


74561	REGULATOR,86-93 5.0L MUSTANG
74566	REGULATOR,94-97 LT1(EXC.VETTE)
74567	UNIVERSAL BILLET REGULATOR
74750	GM TPI ADJUSTABLE PRESSURE REGULATOR

STEP 11: SELECT A THROTTLE BODY

Billet Throttle Bodies

(Engineered for maximum flow - Includes TPS and IAC sensors)

74202S3	1350 CFM W/IAC & TPS	4150 Flange
74202S4	1200 CFM W/IAC & TPS	4150 Flange
74208	2100 CFM W/IAC & TPS	DOMINATOR



STEP 12: SELECT A SINGLE OR DUAL WIDE BAND O2

(If the system is not already equipped.) If using on boosted application with over 8 PSI, use 77062N with 77065.

77062	SINGLE U3 WIDEBAND O2 KIT
77062N	SINGLE U3 WIDEBAND O2 KIT (NO SENSOR - Set Up for NTK O2)
77062S	SINGLE U3 WIDEBAND O2 KIT W/ GAUGE
77063	DUAL U3 WIDEBAND O2 KIT
77063S	WB O2 GAUGE & HARNESS KIT

STEP 13: SELECT A FUEL RAIL & BUSHING KIT

(For building your own Manifold.)

74740	8 INJECTOR BUSHINGS
74734R-2	RACE RAIL, FUEL 2' EXTRUDED
74734R-3	RACE RAIL, FUEL 3' EXTRUDED

Other Fuel Rail Lengths available,
call for details (248) 380-2780

TECH TIP:

To find an ACCEL EMIC (Engine Management Installation Center) dealer near you, go to accel-ignition.com, click on AUTOMOTIVE then FIND DEALER, enter your zip code and select EMIC from the pull down box.

GEN 7+ DFI

ENGINE MANAGEMENT SYSTEM



DFI GENERATION 7+ PROGRAMMABLE ENGINE MANAGEMENT SYSTEMS

ACCEL/DFI Generation 7+ Engine Management System is the...


- MOST CAPABLE, and
- EASIEST TO USE system in its class!

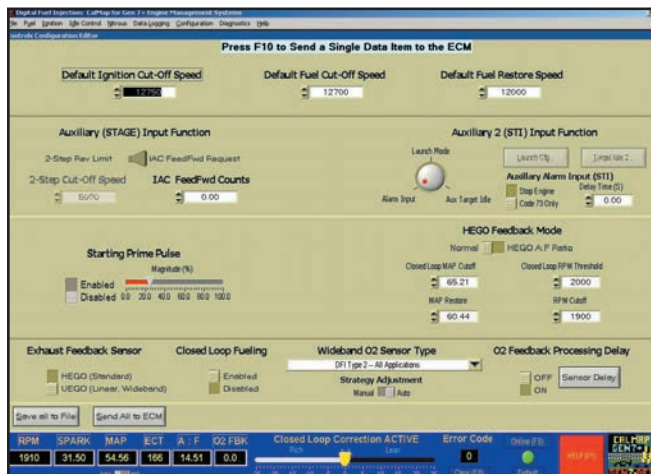
FUELING STRATEGIES

- Sequential (Cam signal required)
- Staged Sequential (4 Cylinder only, Cam signal required)
- Staggered Batch (Bank to Bank)
- Throttle Body Injection (Standard, TBI Staged)
- Throttle Body Injection (Dual-Quad, Multiple TBI Staged)

IGNITION COMPATIBILITY:

- DFI Dual Sync Distributor (supplies both cam and crank signal)
- GM High Energy Ignition
- Ford Thick Film Module
- Inductive Pick-up Crank Trigger or Distributor type
- Hall Effect -- Crank Trigger or Distributor
- Buick GN Multiple Coil packs
- Ford EDIS
- Other Custom, User Defined Settings





MOST CAPABLE

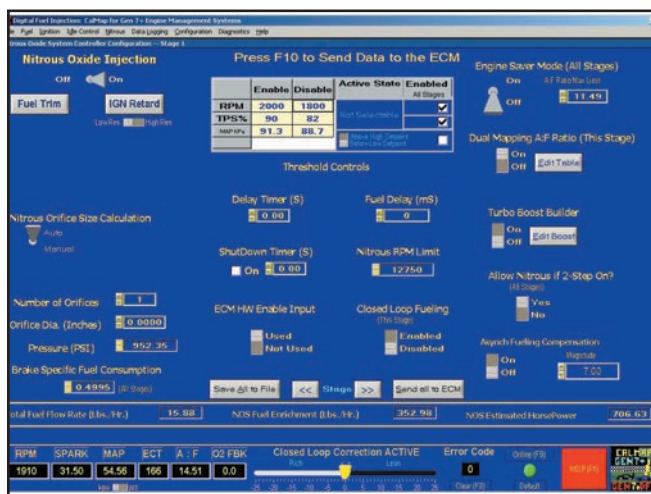
In addition, each and every DFI Generation 7+ Engine Control Module is capable of controlling a wide variety of both standard and optional accessory items. Each module also includes several advanced functions that set it apart from the competition.

Accessory Controls:

- Standard (HEGO) Oxygen Sensor Control
- Linear Wide Band (UEGO) Oxygen Sensor Control
- Dual Fan Control (Primary and Secondary)
- 1, 2, or 3 Stage Nitrous Control
- Transmission Torque Converter Lockup (TCC) Control
- Shift Light Control
- Air Conditioning (A/C) Clutch control
- Malfunction Indicator Lamp Output
- Knock Sensor Control
- 2-Step Ignition Rev Limiting
- Fuel and Ignition based Max Rev Limiting

Advanced Features:

- Auxiliary Launch Mode For Improved Starting Line Launches
- Spark Mapping for Starting Line Launches
- Turbo Boost Builder for Turbocharged Applications
- Idle Air Controller (IAC) Request Feed Forward Compensation
- Nitrous Engine Saver Control
- VTEC Output Control (TPS, RPM, and MAP switches)
- Power Enrichment Mode
- Auxiliary Alarm Unit



EASIEST TO USE

The DFI Generation 7+ ECM also has many built-in functions designed to make it the most versatile, easiest to use programmable engine management system on the market today.

Built-in ease-of-use features include:

- Patented, Real-Time Editing of Engine Control Parameters
- Patented Nitrous Control System
- Real-Time, Graphical Data Displays - See It as It Happens
- Online Access to Help, Schematics, and Wiring Diagrams
- 3-Dimensional Graphical Calibration Environment
- High or Low Impedance Injector Control
- Integrated Data Logging and Analysis System
- Fuel Injector Pulse Width and Duty Cycle Predicting Utility
- Onboard Diagnostic System with Automatic Fault Compensation
- Hardened electronic circuitry with Built-In Hardware Protection



Single and Dual Channel Wide Band Oxygen Sensor Kits with Integrated Data Logger



Kit Contains:
 Electronic Control Module,
 Wiring Harness,
 Bosch Linear O₂ Sensor
 (2 for the dual Model),
 Exhaust Bungs,
 Communication Cable,
 Data Link Adapter, and
 DataMap Software package.

FEATURES AND BENEFITS

- DataMap software can monitor or record Air/Fuel Ratio in one or two engine banks (depending on the model), Engine RPM, and Vehicle Speed for EFI or Carburetor Stand alone applications. Includes one digital gauge output for remote A/F monitoring. (A second gauge output is standard on the dual channel model.)
- On-board data logger can electronically record multiple files up to 250 samples per second at a flick of the switch without the use of a laptop.
- 15 data channels plus an additional 8 status indicators are available through the Gen 7/Thruster EFI logging feature. Data Log for a period up to 20 minutes* on the single channel, or 40 minutes* on the dual channel model. (* - Test sample rate = 20 samples/second)
- Operates either Bosch or NTK style linear sensor for added versatility. **Bosch sensor is limited to 10# boost; the sensor will start to skew by up to 2 points due to intense pressure and heat. Use the NTK sensor for boost over 10#.**
- Software configurable (0-5V output) transfer function. Converts A/F ratio to voltage for use with any EFI system, engine, or chassis dyno. (Two 0-5V outputs available on the dual channel model allowing the ultimate control of fuel metering for each cylinder bank)
- Two Auxiliary inputs and two auxiliary, configurable outputs can trigger external devices using RPM, Vehicle Speed, A/F Ratio Settings, and any auxiliary input line such as a Trans Brake or Line Lock. Also includes a user configurable A/F alarm to kill ignition or fuel pump when Air Fuel ratios reach engine threatening levels. (Dual Channel models have three inputs and four configurable outputs.)
- Narrow band simulator feature replicates a signal based off of the wide band input and directs it to your stock PCM for seamless operation while maintaining the wide band functionality.
- Rugged, Water Resistant, Enclosure and Harness assembly allows permanent installation under the hood, under the vehicle, or in the passenger compartment. Don't settle for cheap plastic imitations.
- Every module of this all-new design is hand calibrated at the factory to ensure top-notch precision, repeatability, and reliability at an affordable price.
- Available with standard sensor (PN: 77062 and PN: 77063) or optional lab-grade sensor sold separately. (PN: 77065 – sensor only)
- Available with remote digital A/F ratio gauge (2 1/16") for mounting in the passenger compartment. (PN:77062S)
 Allows real-time monitoring of Air/Fuel ratio while you drive.
- Available with electronic module and harness only (PN: 77062N- no sensor) for those who want to upgrade their current system and retain their wide band sensor.

APPLICATIONS

- #77061 **Linear Oxygen Sensor (Bosch) Sensor only (limited to 10# boost)**
- #77062 **Wide Band O₂ Kit, Single Channel**
- #77062N **Wide Band O₂ Kit, No Sensor (requires 77065 sensor)**
- #77062S **Wide Band O₂ Kit, Single Channel, w/Digital Gauge**
- #77063 **Wide Band O₂ Kit, Dual Channel**
- #77063S **Wide Band Gauge Kit**
- #77065 **Linear Oxygen Sensor (NTK) Sensor only (for engines making more than 10# boost)**
- #77997 **Datalog Communications Adapter Link**



Generation 7+ Spark/Fuel Kits

DESCRIPTION	PART# w/1BAR	PART# w/2BAR
Chevy except LT1	77022	77022-2
Chevy LT1	77022L	-
Buick/GN V6.....	N/A	-
Ford 4.6l EDIS Strategy.....	77030E	77030E-2
Ford 5.0 TFI	77030	77030-2
Ford 5.0 w/Universal Ignition	-	-
Universal 8 cylinder	77040	77040-2
Universal V6 w/Universal Ignition	77025U	77025U-2
Universal Flying Lead, Unterminated Harness	77021	77021-2

All complete kits include ECM, wiring harness, sensors, Calmap cable & software

ECM Only

ECU Only 77046

ECM Upgrade

Generation 7+ software, ECM flash upgrade & no key 77003U



CalMap is an ACCEL/DFI exclusive Graphical Calibration Tool that can be used to program any Generation 7 Engine Management System. With CalMap, anyone can access and change any Generation 7 ECM table "on the fly" in real time. Since no EPROM burning is required to change any aspect of the calibration, tuning can be completed quickly and easily whether on an engine or chassis Dyno, or under actual driving conditions.

Complete Calibrations can be saved in computer files that can be accessed offline at any time without requiring a live connection to an ECM. These calibrations may be changed and reused as often as desired and even offer optional password security protection to keep unauthorized individuals from tampering with a calibration.

Since each and every ACCEL/DFI Generation ECM is fully programmable, these modules can accommodate virtually any engine combination. The versatile programming interface allows you to optimize the operation of the ECM to realize the full performance of any stock or custom engine combination.

Each CalMap software package includes: Software CD and Serial Interface Cable with built-in hardware key.



77994P

Communication Cables

Serial communication cable 5' only (no software).....	77882
Gen7 to Serial Port 5' w/ Pro Key	77992P
Gen7 to Serial Port 25' w/ Pro Key	77993P
Gen7 to USB Port 5' w/ Lite Key	77994
Gen7 to USB Port 5' w/ Pro Key.....	77994P

Products labeled are only available to authorized Engine Management Installation Centers (EMICS).



77202MEB

Engine Builder Plug & Play Systems

ACCEL EFI Engine Builder Plug & Play Systems are complete EFI kits designed for the user that wants all the right pieces in one package. Systems include: THRUSTER EFI Engine Management System, Wide Band O2/ Datalogger, EFI Sensor Kit, Dual Sync Distributor, DFI 6A Ignition Module, DFI E-Core High Output Ignition Coil, High Performance Fuel Pump, DFI Billet Fuel Pressure Regulator, Intake Manifold w/Rails & fittings, Fuel Injectors, and DFI Billet Throttle Body

Features & Benefits

- Great for long block installations
- Converts carbureted Engines to Multiport Fuel Injection
- Improves Performance, Drive-ability and Fuel Economy
- Features Real Time programming for endless tune-ability
- All ACCEL DFI brand items; No need for multiple tech calls due to incompatibility of parts
- Data-Logger can record up to 16 channels, 14 from the ECM, 2 internal
- Auto Programming Nitrous Oxide (Just input pill size, # of pills and average bottle pressure, the ECM will build the fuel table)
- Systems are totally upgradeable, custom orders available upon request

Applications:

77142EB	THRUSTER EB SERIES, CHEVY S/B SYSTEM 575HP
77143EB	THRUSTER EB SERIES, CHEVY S/B SYSTEM 600HP
77143DEB	THRUSTER EB SERIES, CHEVY S/B SYSTEM 725HP
77150EB	THRUSTER EB SERIES, FORD S/B 8.2 DECK SYSTEM 475HP
77158EB	THRUSTER EB SERIES, FORD S/B 9.5 DECK SYSTEM 500HP
77158DEB	THRUSTER EB SERIES, FORD S/B 9.5 DECK SYSTEM 700HP
77202KEB	THRUSTER EB SERIES, CHEVY B/B SYSTEM 600HP

77144



PRO-RAM For Small Block Chevy (Except With Vortec Heads)

Fully programmable electronic fuel injection by DFI is here. Introducing the Pro-Ram Single Plane Small Block Multi-Port Spark/Fuel Management. The system is available with 36#/hr injectors and a billet 1200 CFM throttle body. The manifold, produces excellent power from 2000 RPM to 7000 RPM, has optimized runners for precise air delivery and correct fuel distribution. The system includes intake manifold, throttle body, injectors, ECM, fuel pump, wiring harness, and all components necessary for installation.

Custom orders available upon request.

Chevy SB Pro-Ram 1200cfm w/IPU harness77144

77202M



PRO-RAM for Big Block Chevy

- Features a high rise single plane multi-port intake manifold
- Tuned to enable motors to run up to 7500 RPM's
- All of the advantages of electronic fuel injection plus the flow characteristics of a high rise manifold
- 10.5" minimum height clearance required
- 1200cfm and 1350cfm kits feature a Billet 4Bbl. throttle body w/4150 series flange
- J & K Kits come with 36# HR fuel injectors. Other sizes available upon request.
- L & M Kits come with 48# HR fuel injectors. Other sizes available upon request.

Custom orders available upon request.

Chevy BB Pro Ram oval port 1200cfm77202J

Chevy BB Pro Ram rectangle port 1200cfm77202K

Chevy BB Pro Ram oval port 1350 cfm77202L

Chevy BB Pro Ram rectangle port 1350 cfm77202M

77158



PRO-RAM for Small Block Ford 289-302, 351W

Introducing the Ford Pro-Ram Single Plane Small Block Multi-Port Spark/Fuel Management System. The system is available with 30#/hr injectors and a billet 1200 CFM throttle body. The manifold, produces excellent power from 2800 RPM to 7000 RPM, has optimized runners for precise air delivery and correct fuel distribution. The system includes intake manifold, throttle body, injectors, ECM, fuel pump, wiring harness, and all components necessary for installation.

Custom orders available upon request for systems that exceed 450HP.

Ford SB Pro-Ram 1200cfm w/IPU harness77149

Ford SB Pro-Ram 351W 1200cfm w/Dual Sync harness77158

Note: All systems sold unpolished. Products on this page are not legal for sale or use on pollution-controlled motor vehicles.

Dual Sync Distributors

- One distributor generates two signals, cam and crank for sequential fire fuel injected motors
- All popular applications available
- LED readout allows you to sync up without expensive equipment
- Billet distributor housings
- Large or small diameter cap with HEI type male tower design with screw on wire retainer

Dual Sync ignition adapter harness Part Number 77101* is required for all Dual Sync distributor installations.

Large Cap Conversion Kit

Includes cap, rotor, wire retainer and adapter.

V8 Applications..... 77095

Custom application available




DESCRIPTION	DFI Dist. PART#	DFI Dist. Cap PART#	DFI Wire Retainer PART#	DFI Rotor PART#	Mallory Steel Gear PART#	Mallory Bronze Gear PART#
AMC (290-401) V8, small cap†	77601	74071	74078	74075		29425
Buick (400-430-455) V8 small cap†	77441	74071	74078	74075	29414	
Cadillac (368, 425, 472-500) V8 small cap	77548	74071	74078	74075	29416	29426
Chevy V8 small cap	77100	74071	74078	74075	29416	29426
Chevy V8 large cap	77190	74072	74079	74076	29416	29426
Chevy V8 small cap tall deck	77100T	74071	74078	74075	29416	29426
Chevy V8 large cap tall deck	77190T	74072	74079	74076	29416	29426
Corvette V8 w/tach drive small cap	77110	74071	74078	74075	29416	29426
Chrysler B (383) V8 small cap	77701	74071	74078	74075		
Chrysler "LA" (318-360) V8 small cap	77901	74071	74078	74075		
Chrysler R-B (440) V8 small cap	77801	74071	74078	74075		
Ford SB V8 small cap	77201	74071	74078	74075	29418	29429
Ford SB V8 large cap	77291	74072	74079	74076	29418	29429
Ford 351 Windsor V8 small cap	77207*	74071	74078	74075	29421*	29432*
Ford 351 Windsor V8 large cap	77297*	74072	74079	74076	29421*	29432*
Ford BB (351C-429-460) V8 small cap	77204	74071	74078	74075	29420	29431
Ford BB (351C-429-460) V8 large cap	77294	74072	74079	74076	29420	29431
Jeep 4.0L Dual Sync Distributor	77242					
Oldsmobile V8 small cap	77401	74071	74078	74075	29423	
Oldsmobile V8 large cap	77491	74072	74079	74076	29423	
Pontiac V8 small cap	77580	74071	74078	74075	29437	29434
Ford Big Block FE small cap	77200	74072	74079	74076		
Ford Big Block FE large cap	77290	74072	74079	74076		

All other caps have a male tower cap. 77441, 77601 requires the use of an OE style gear which is not included.

*Denotes press-on gears †Uses stock gears

77170



F-Body Conversion Kit

Now you can use the late model (1992-87), small diameter Camaro/Firebird V8 distributor with any ACCEL Super-Ram or Spark/Fuel Management System. This harness adapter kit comes with OEM-style wiring and connectors for high reliability and perfect compatibility. To install, simply plug one end into the ACCEL/DFI Engine Management Harness.

F-body conversion kit Gen 7...77170

Not legal for sale or use in California on pollution controlled motor vehicles.

77170



GM	PART#
F-body ignition conversion kit.....	77170
Chevy injector harness	77681
LT1 TPS adaptor.....	77650
LT1 IAC adaptor.....	77651
LT1 ignition adapter (92-95).....	77652
LT1 ignition adapter (96-97).....	77653

FORD	PART#
Ford TFI ignition adapter.....	77660
Ford 5.0 injector harness	77687

UNIVERSAL	PART
Dual Sync ignition adapter harness – required for Dual Sync distributors.....	77101
Fuel-only signal conditioner.....	77178
Malfunction indicator lamp harness	77177
Universal ignition adapter (suitable for crank triggers)	77688
GEN 7 / THRUSTER Flying Lead Harness	77689

77177




77653



77660



77178



77681



77688



77689



Choosing The Correct Fuel Injector For Your Application

Fuel requirement in lbs./hr = (Max HP x BSFC) / (number of injectors x duty cycle)

Note: to convert from lbs./hr to the Metric measurement of cc/min, use this equation: [(lbs./hr) x 60] / 6.177 = cc/min

Max HP is a realistic horsepower estimate at the crankshaft or known value from engine dyno testing. Chassis dyno horsepower figures can only be used once you factor in the drive train losses, which can vary from vehicle to vehicle. Ask your chassis dyno operator to calculate the drive train horsepower loss for your vehicle. Add the drive train horsepower loss to the drive wheel horsepower to closely estimate crankshaft horsepower.

BSFC or brake-specific fuel consumption is the amount of fuel consumed per unit of power produced. It is an indication of the efficiency of the engine configuration and calibration. Actual BSFC is a function of compression, camshaft timing, cylinder head design, tune, ambient conditions, etc. The lower the BSFC number, the more efficiently the engine is making power. Engine dyno testing can provide exact BSFC data. To estimate the fuel requirements of your engine, use the examples below that best match your engine type. The reason we use a higher BSFC value to calculate fueling requirements for a supercharged engine is because of the parasitic losses or the power required to driving the supercharger that is never seen at the crank. In other words, a supercharged engine that dyno tests 450 hp at the crank, may actually be making 490 hp, but the supercharger and drive assembly is absorbing 40 hp, so you net out 450 hp.

Also, the heating effect of pressurizing the intake charge in a non-intercooled system also increases the fueling requirement of a super/turbocharged engine. Always remember that too lean of a mixture can result in spark knock, high combustion temperatures and engine damage. It's smart to be slightly on the rich or safe side.

Engine type	Gasoline	Alcohol
High compression	0.45 to 0.55	0.90 to 1.10
Low compression	0.50 to 0.60	1.00 to 1.20
Super/Turbocharged	0.55 to 0.65	1.10 to 1.30

There is one other parameter involved in properly sizing fuel injectors: duty cycle. This is the percent of time that the injector is actually open (which is also referred to as pulse width) vs. total time between firing events. When an injector is open 100% of that time, the injector is in what is called a static condition. For road-racing engines that are at maximum power for extended periods of time, the desired maximum safe duty cycle is 0.85. This ensures that the injector is closed a sufficient time to keep it from overheating. For a typical street engine that spends less than 1% of its time at maximum power, you could argue that a higher duty cycle could be used to calculate fueling needs. Typically we would not do this because again we want to error on the safe side. Some may ask why not just install the biggest injector you can find. Well it's the same analogy of putting an 850cfm carburetor on a Chevette motor, overkill at best, more like a controlled leak. One other thing to remember is that an injector can only open and close so fast, this is called minimum dynamic flow range. If the ECM, in an attempt to lean out a rich mixture, selects a pulse width that is shorter than the injector's minimum dynamic flow range, the injector becomes inconsistent in its ability to supply the required fuel. This results in poor engine performance, surging and stumbling. In other words bigger isn't always better.

Let's calculate the fueling requirements of a few engines to illustrate what we have been talking about.

For the first example let's take a stock Ford 5.0L Mustang motor that makes an advertised 215 hp and look at the very conservative approach Ford used to calculate the injector size for the factory engine by using the O.E. typically safe 0.80 duty cycle limit.

Fuel injector size = (215 hp x 0.55) / (8 x 0.80) = 18.5 lbs./hr or the ACCEL/DFI p/n 150119 injector

Now let's upgrade the engine with more efficient GT-40 type components that will lower the BSFC and use a more realistic 0.85 duty cycle limit. Ford says this combination of GT-40 parts will produce about 275 hp. What

injector size is required to support this?

Fuel injector size = (275 hp x 0.50) / (8 x 0.85) = 20.1 lbs./hr or the ACCEL/DFI p/n 150121 injector

Until now your only choice would have been to go with a 24 lbs./hr unit, which would be fine if the engine was making about 325 hp, but not ideal for 275 hp. Remember the comment about realistic horsepower; don't kid yourself! Now let's factor in an adjustable fuel pressure regulator as a tuning tool for this setup. By adjusting fuel pressure you can change the flow rating of a given injector. The calculation is simple, as long as you know the static flow rating of an injector at a specific pressure. For example ACCEL/DFI p/n 150121 flows 20.0 lbs./hr at 2.7 BAR or 39.6 PSI, which just happens to be where the stock Ford non-adjustable fuel pressure regulators are preset. As a point of reference, most GM factory fuel pressure regulators are preset at 3.0 BAR or 44.1 PSI. If we were to increase the fuel pressure from 39.6 PSI to 45 PSI, what will be the new flow rating of the ACCEL/DFI p/n 150121 injector?

New flow rating = [square root of (new pressure / old pressure)] x old flow rating

New flow rating = [square root of (45 PSI / 39.6 PSI)] x 20.0 lbs./hr = 21.3 lbs./hr

This increase in flow rating would support about 15 additional horsepower on our GT-40 engine. An adjustable fuel pressure regulator is an excellent tuning tool as long as the fuel pressure does not exceed 55 PSI, which is the limit that the stock fuel line fittings are designed to handle.



So let's say we increase the fuel pressure up to 55 PSI, then the ACCEL/DFI p/n 150121 injector would be flowing 23.6 lbs./hr. But because ACCEL/DFI offers p/n 150124 that flows 24.3 lbs./hr at 39.6 PSI, radical increases in fuel pressure are not required to find the perfect match for your engine. The key is to make power efficiently, choosing the correct injector for your intended needs and using the adjustable pressure regulator as a fine tuning tool.

For the third example let's use Ford's new 392 crate motor p/n M-6007-A392. Out of the crate, using a 750cfm carburetor, this engine dyno tested at 453 hp with a .454 BSFC. Let's calculate the injector size you would need if the 392 were to be fuel injected.

Fuel injector size = (453 hp x 0.454) / (8 x 0.85) = 30.2 lbs./hr units or the ACCEL/DFI p/n 150130 injector.

As a point of reference, this same 392 crate engine has made over 530 hp on a dyno with Air Flow Research 185cc heads vs. stock GT-40X heads. To support this new-found power, using the same equation, larger 35.2 lbs./hr units or the ACCEL/DFI p/n 150136 would be needed. So when calculating injector size, if you are planning on large power adders in the future, keep in mind that you may have to upgrade your injector size. Just like if you might have had to put a bigger carburetor on a modified motor in the past.

ACCEL/DFI Performance Fuel Injectors are available in the 14 different pound flow ratings from 14 lbs./hr to 48 lbs./hr. They are available individually or come packaged in sets of 4, 6 and 8 packs to cover the most popular car, truck and SUV applications.

See our website for complete OEM replacement applications: www.accel-ignition.com

ACCEL Performance Fuel Injectors provide precise control of fuel delivery and atomization for increased power, improved throttle response and better fuel economy.

- Provides precise control of fuel delivery and atomization for increased power, improved throttle response and better fuel economy
- All-new units, not modified stock units or remanufactured from used cores
- New low-mass disc design ensures accurate metering control even at ultra-low and high duty cycles
- Operates at higher fuel pressures without loss of metering control. Great for blown applications where increased fuel pressure and precise metering are required
- State-of-the-art manufacturing processes reduce flow deviations between injectors to improve performance
- Low- and High-impedance designs available to match most commercial applications

NEW &
IMPROVED
DESIGN!



High Impedance Injectors Technical data and specifications.

ACCEL Individual Injector Catalog P/N	Catalog lbs/hr Flow Rating	Static lbs/hr Flow Rating @3.0 BAR or 43.5 PSI	Static lbs/hr Flow Rating @5.0 BAR or 60 PSI	Static cc/min Flow Rating @3.0 BAR or 43.5 PSI	High Impedance Resistance Ohms
EV1 - Minitimer					
150115	15	15.4	18	162	14.4
150117	17	17.3	20	182	14.4
150119	19	19.2	22.60	202	14.4
150121	21	21.1	2.5	222	14.4
150123	23	23.0	27	241	14.4
150124	24	24.3	28.5	255	14.4
150126	26	25.6	30	269	14.4
150130	30	29.4	34.5	309	14.4
150132	32	32.0	37.5	336	14.4
150136	36	37.1	43.5	390	14.4
150144	44	43.9	51.5	461	12.0
150148	48	56	48	500	12.0
74620L	62	62.0	73	653	12.0
EV6 - US CAR					
151145	45	44	52.50	470	12
151148	48	48.3	56.8	508	12
151153	53	55.85	65.60	587	12
151161	61	65.59	74.65	668	12
151180	80	83.25	97.78	875	12
EV6 - US CAR - 8 Pack					
151845	45	44	52.50	470	12
151848	48	48.3	56.8	508	12
151853	53	55.85	65.60	587	12
151861	61	65.59	74.65	668	12
151880	80	83.25	97.78	875	12

Low Impedance Injectors

These are ACCEL/DFI's highest flowing, low impedance injectors. They also provide cone spray angle, which results in excellent atomization of the fuel, improved fuel economy and throttle response. The Performance Injectors are also the new anti-plugging type, which will forever eliminate problems that were once associated with carbon build up. Individually packaged.

DESCRIPTION.....	PART#
55 lb/Hr each	74612
72 lb/Hr each	74616
83 lb/Hr each	74607
96 lb/Hr each	74618
120 lb/Hr each	74120
160 lb/Hr each	74160

Fuel Mass Requirement Calculations

To calculate how much fuel flow you will need, follow these steps:

Estimated HP x BSFC - Use .5 for Naturally Aspirated, .55 for Nitrous or .6 Forced Induction = #/hr required fuel flow

EXAMPLE:

- 500HP x .5 BSFC (Naturally Aspirated) = 250#/hr fuel flow
- 500HP x .55 BSFC (Nitrous Oxide) = 275#/hr fuel flow
- 500HP x .6 BSFC (Forced Induction) = 300#/hr fuel flow

Adjustable Regulators

These premium quality pressure regulators provide stable fuel pressure under the most demanding conditions. Adjustable Fuel Pressure Regulators allow adjustments for increased fuel volume and superior fuel atomization. Stock Ford 5.0L systems operate at 39 psi, while 305 and 350 TPI systems are factory set at 45 psi (except 1985 350 TPI; 39 psi).

Chevy LT1 94-97 except Corvette	74566
Chevy TPI.....	74750
Mustang 5.0L 86-93.....	74561
Universal high flow.....	74567



Fuel System Parts and Accessories

- Monitors fuel pressure to ensure that the pump and filter are performing properly.
- By adding an adjustable pressure regulator, the gauge may be used to increase or decrease pressure for maximum power.

Chevy SB TPI	74726
Chevy SB LT1.....	74745
High Flow 6AN Fuel Filter Fitting	74721

TPI Super Ram, Street Ram, Fuel Rail Fitting Kit

1 3/8 Saginaw to 6AN.....	74730
1 5/16 Saginaw to 6AN.....	74730



High Pressure Fuel Filter

Stainless steel, withstands up to 100 psi, 5 microns filtering mesh.

High Pressure Fuel Filter.....	74720
--------------------------------	-------



Universal Fuel Pumps


ACCEL now offers a lower cost fuel pump for 400 HP Naturally Aspirated or 330hp Forced Induction applications. The pump includes mounting brackets.

200#/hr at 45 psi Fuel Pump.....	74701
----------------------------------	-------

High-Flow Factory Replacement Pumps 255 LPH

GM Cars and Trucks '85-'92 mounts in factory hanger..... 75703

Ford Mustang '85-'97 (except 96-'97 Cobra) complete with mounting hanger provided 75705




Thruster 500 In-Tank Pumps

- Flow specifications: 340LPH - 500lb/hr at .45 PSI
- Supports up to 900HP at .45 BSFC. 13.1 Air Fuel Ratio +/- .5
- Supports up to 700HP at .55 BSFC. 11.5 Air Fuel Ratio +/- .5

Electric Fuel Pump, In Tank GM.....	75169
Electric Fuel Pump, In Tank Domestic.....	75340
Electric Fuel Pump, In Tank Domestic & Import.....	75341
Electric Fuel Pump, In Tank Domestic & Import.....	75342







74139

ACCEL's Single Plane **Pro-Ram** manifolds produce excellent power from 2000 RPM to 8000 RPM, depending on application. They have optimized runners for precise air delivery and correct air distribution and fit standard production cylinder heads.


- Chevy SB Pro Ram - single plane - manifold w/ rails 74139**
- Chevy BB Pro Ram - single plane - oval port 74202E**
- Chevy BB Pro Ram - single plane - rectangle port 74202D**
- Ford SB 289-302 Pro Ram manifold w/rails 74302SR**
- Ford SB 351W Pro Ram manifold w/rails 74351SR**



74202D



74302SR



74351SR



74202S4

Billet Throttle Bodies - 4150 Series Flange

DFI's Billet aluminum throttle body is CNC machined to precise tolerances. The throttle blades are hand lapped to provide minimum air leakage while providing excellent idle control. Stainless throttle shafts provide excellent corrosion resistance for marine use. Staged progressive linkage guarantees unparalleled drivability. The throttle body comes with integral TPS and IAC.

- 1200cfm w/IAC & TPS 74202S4**
- 1350cfm w/IAC & TPS 74202S3**



74208

4500 SERIES FLANGE

DFI's 4500 series throttle bodies are a super sized design that allows maximum airflow for extreme high RPM and large displacement applications. Dyno proven to enhance torque and horsepower output from your race motor over the entire RPM range. This is the ultimate in air-flow metering for your engine....period.

- 2100 CFM w/IAC & TPS 74208***


**Requires template to check for throttle blade clearance*

Fuel Rails And Injector Parts

Fuel rail 2' extruded	74734R-2
Fuel rail 3' extruded	74734R-3
Fuel rail 4' extruded	74734R-4
Pro-Ram Chevy BB Fuel Rail	74735B
Injector bushings - set of 8	74740
<i>NEW! Improved Double O-Ring Seal for extreme angle mounts or blown applications</i>	
Pro-Ram Manifolds SB & BB Fuel Rail Brackets	74749



74734R-1



74749



74740

Fuel Rails For Ford 5.0 & 5.8 Liter Engines


Kit comes complete with rails, cross over lines and adjustable boost proportional (35-100 PSI) fuel pressure regulator.

- Designed to work with all popular intake manifolds
- Adjustable brackets for easy mounting
- CNC-machined for exact fit
- Designed to flow enough fuel to support up to 2000 hp

Fuel rail kit for Ford 5.0L & 5.8L.....77306



77306




74766



74779



74769



74770A

Idle Air Control Motor (Iac)

The Idle Air Control permits the ECU to control idle speed by extending or retracting the IAC valve, thereby controlling airflow around the throttle plates. ACCEL/DFI's premium quality IAC motor is equipped with precision wound windings for quick response and die-cast valve for consistent airflow.

IAC Motor – Super-Ram Systems	74766
IAC Motor Housing (Ford IAC adapter housing)	74769
IAC Motor adapter plate & housing	74770A
Remote Mount IAC Housing (3/8" NPT).....	74778H
Remote Mount IAC Filter	74778
IAC Motor (Hi-Flow).....	74779
High Flow Remote IAC Housing.....	74779H
Hi Flow Remote IAC	74779K



74779K



74779H



74778H



74778



74811




74813

Weatherproof Electrical Connectors

ACCEL/DFI's Weatherproof Connectors provide OEM grade connections for do-it-yourself harness construction. Each package includes a male and female connector housing with the corresponding number of wire seals and terminals.

1 Pin.....	74811
2 Pin.....	74812
3 Pin.....	74813
4 Pin.....	74814
5 Pin.....	74815
6 Pin.....	74816



74814



74816



74775

Relays

Standard Relay (30 amp)...Gen 7 applications..... 74775



77061



77065



Heated Oxygen Sensor (O₂)

This sensor measures the amount of oxygen in the exhaust gases in order to tell the ECM how much fuel to inject for optimum air-fuel mixture. ACCEL/DFI's gas-tight ceramic body uses zirconium dioxide stabilized with yttrium oxide for high durability and accurate measurement. Platinum electrodes ensure positive catalytic reaction.

- Heated Oxygen Sensor Only (HEGO-Narrow Band)..... 77761
- Linear Oxygen Sensor NTK Sensor Only (UEGO-Wide Band)..... 77065
- Linear Oxygen Sensor BOSCH Sensor Only (UEGO-Wide Band)..... 77061



77761

Throttle Position Sensor (TPS)

The TPS Sensor attaches to the throttle body telling the ECU the amount of throttle opening. ACCEL/DFI's TPS sensor uses high resistance material with an extra light wiper arm for accurate throttle angle measurement and long service life.

- Throttle Position Sensor 77661



77661

TECH TIP:

When installing O₂ sensor always apply antiseize to the threads. Make sure not to get any on the sensor itself.




74764

Manifold Absolute Pressure Sensor (MAP)

This sensor monitors manifold vacuum, varying output voltage to the ECU as a function of load placed on the engine, providing necessary data to control fuel enrichment.

- MAP Sensor – 1 Bar... Vacuum only 74764**
- MAP Sensor – 2 Bar... Vacuum to 15PSI 74776**
- MAP Sensor – 3 Bar... Vacuum to 30PSI 74777**
- MAP Sensor – 4 Bar... Vacuum to 40PSI 74786**




74765

Coolant Temperature Sensor (ECT)

ACCEL/DFI's Coolant Temperature Sensor employs a thermistor to obtain accurate measurement of engine temperature. As the engine warms, thermistor resistance decreases, letting the ECU know that it can reduce fuel enrichment.

- Coolant Temperature Sensor 74765**
(Also used as MST sensor with GEN7 Systems only)



74773

Air Temperature Sensor (IAT)

ACCEL/DFI electronic fuel injection systems monitor inlet air temperature to provide the ECU with more accurate status of engine operating conditions. This Air Temperature Sensor is a replacement for the unit supplied with ACCEL Super-Ram EFI Systems. It helps determine the proper amount of fuel to inject.

- Air Temperature Sensor 74773**




74785

Sensor Kits

- Sensor Kit with 1 Bar Map (naturally Aspirated Engines)... 74782**
- Sensor Kit with 2 Bar Map (Up to 15 PSI of Boost) 74783**
- Sensor Kit with 3 Bar Map (UP to 30 PSI of Boost) 74784**
- Sensor Kit with 4 Bar Map (UP to 41 PSI of Boost) 74785**

INCREASE YOUR PROFITS



BE AN EMIC!

**ENGINE MANAGEMENT
INSTALLATION CENTER**

BECOME AN EMIC NOW!

Do you own a high performance shop, or are you an engine builder that wants to offer EFI turnkey engines and related products to your customers but have always been leery about selling high tech EFI products? If the answer is yes, then you are wanted by the company that originated the first consumer oriented, easy to use EFI system to become a new dealer and increase your profits doing what you do best by utilizing and selling our products.

ACCEL/DFI has an extensive network of Factory trained and authorized Engine Management Installation Centers (EMICS) across the US, Canada and other Worldwide locations.

Unique to the Performance Aftermarket, EMICS receive extensive classroom and hands-on fuel injection training that include seminars on how to sell our products.

Taught by fuel injection experts like Eli Nahed who was an EMIC himself for over 16 years. Eli has been installing, tuning, and racing fuel injection equipped cars and boats for over 20 years.

In addition to becoming certified to work on the ACCEL/DFI fuel injection systems, EMICS can purchase Prestolite Performance products, which include Mr. Gasket, ACCEL, Mallory, Hays and Lakewood brands direct and be listed on the web and phone referral programs.

Don't let computers, electronic fuel injection and modern engine management technology intimidate you. Contact ACCEL directly at 248-380-4671 for more information on how to become a certified expert on electronic fuel injection and engine management controls.

Part #	Page #
1001	134
1002	134
1005	134
2005	31
2010	31
2020	31
2030	31
7001	74
7004	74
7006	74
8101	64
8104	64
8122	21
8122	25
8123	21
8123	25
8129	21
8132	25
8136	26
8140	6
8145	6
8197	3
8198	3
8199	3
8201	64
8203	64
8203	64
8230	25
8234	25
8302	64
8320	22
8320	24
8320	25
8321	25
8328	24
8329	24
8330	24
8342	24

Part #	Page #
8343	16
8348	18
9107	21
11069	26
11076	15
29414	32,145
29416	145
29418	145
29420	145
29421	145
29423	145
29425	145
29426	145
29429	145
29431	145
29432	145
29434	145
29437	145
31034	18
31034	30
31035	30
31041	30
31042	30
31086	18
31200	32
32100	32
35361	33
35362	33
35363	33
35372	18
35372	33
35373	33
41331	18
52100	18
52102	18
52103	18
52108	18
52200	18

Part #	Page #
52201	18
52202	18
52204	18
52300	18
52301	18
52302	18
59101	22
59102	21
59103	21
59107	21
59110	21
59113	21
59118	21
59120	21
59125	19
59205	22
59206	22
59207	22
59300	22
59301	22
59302	22
60109	20
60109	137
60114	20
60114	137
60115	20
60115	23
60116	20
60116	23
61210	4
73534	138
73534	149
74071	145
74072	145
74075	145
74076	145
74078	145
74079	145

Part #	Page #
74120	148
74139	150
74160	148
74208	138
74208	150
74561	138,149
74566	138,149
74567	138,149
74607	148
74612	148
74616	148
74618	148
74701	138
74701	149
74720	149
74721	149
74726	149
74730	149
74740	138
74740	151
74745	149
74749	151
74750	138,149
74764	137,154
74765	137,154
74766	137,152
74769	152
74773	137,154
74775	152
74776	137,154
74777	137,154
74778	152
74779	137
74779	152
74782	137,154
74783	137,154
74784	137,154
74785	137,154

Part #	Page #
74786	137,154
74811	152
74812	152
74813	152
74814	152
74815	152
74816	152
75169	138
75169	149
75341	138
75341	149
75342	138
75342	149
75703	138
75703	149
75705	138
75705	149
77010	137
77011	137
77012	137
77017	137
77021	142
77022	142
77030	142
77040	142
77046	142
77061	137,141
77061	153
77062	138,141
77063	138,141
77065	137,141
77065	153
77077	138
77095	145
77100	137,145
77101	137,146
77110	137,145
77144	144

Part #	Page #
77149	144
77158	144
77170	137
77170	146
77177	146
77178	137,146
77190	137,145
77200	137,145
77201	137,145
77204	137,145
77207	137,145
77242	137,145
77290	137,145
77291	137,145
77294	137,145
77297	137,145
77301	137
77306	151
77401	137,145
77441	137,145
77491	137,145
77548	137,145
77580	137,145
77601	137,145
77650	138,146
77651	138,146
77652	137,146
77653	137,146
77655	137
77660	137,146
77661	137
77661	153
77679	138
77681	138,146
77687	138,146
77688	137,146
77689	146
77693	138

Part #	Page #
77701	137,145
77761	137
77761	153
77801	137,145
77882	142
77901	137,145
77994	142
77997	141
100107	24
110127	64
110128	24
110128	64
110129	24
110228	64
120123	24
120128	21
120223	24
120323	24
120326	24
120403	24
120404	22
120405	18
120405	24
120900	31
130116	24
130402	24
130404	22
130405	18
130405	24
140001	6
140003	10
140005	10
140006	16
140009	7
140011	8
140011	137
140012	12
140013	10

Part #	Page #
140015	10
140016	9
140017	9
140018	13
140021	15
140021	137
140022	17
140024	9
140024	23
140024	137
140026	14
140027	14
140032	11
140033	11
140034	11
140035	13
140036	13
140037	14
140038	14
140040	8
140060	12
140061	12
140073	5
140073	8
140074	5
140078	5
140207	13
140274	5
140311	5
140314	5
140333	5
140495	5
140505	5
140630	5
150101	16
150115	148
150117	148
150119	148

Part #	Page #
150121	148
150123	148
150124	148
150126	148
150130	148
150132	148
150136	148
150144	148
150148	148
150351	64
151145	148
151148	148
151153	148
151161	148
151180	148
160090	115
160092	115
160094	115
160095	115
160096	115
160097	115
170018	115
170019	114
170020	114
170021	114
170022	114
170023	114
170024	114
170025	114
170026	114
170027	114
170031	114
170036	117
170037	117
170040	117
170042	117
170043	117
170044	116

Part #	Page #
170045	116
170048	116
170050	116
170051	116
170052	116
170053	116
170057	114
170058	116
170059	116
170060	116
170061	116
170062	116
170064	116
170066	115
170067	114
170069	114
170070	116
170071	115
170072	17
170079	115
170086	115
170200	116
170201	116
170203	116
170500	116
257005	77
257036	77
257037	77
257038	77
257040	77
257041	77
380876	7
383800	4
0276S-4	3
0414S-4	3
0416S-4	3
0437S-4	3
0574S-4	3

Part #	Page #
0576S-4	3
140021AH	17
140021AH	137
140032-8	11
140033-8	11
140033E	11
140033E-8	11
140034-8	11
140037-8	14
140038-8	14
14003R	10
140060-8	12
140061-6	12
140073-8	8
170500B	116
170500K	116
170500R	116
170900C	2,73
170900C	116
170901C	2,73
170901C	116
170902C	2,73
170902C	116
257005S	77
257006S	77
257040S	77
257041S	77
257046S	77
32100B	32
59107C	21
59107CBLK	21
59107RED	21
60107C	20
60201M	20
60201M	137
60201R	20
60204A	20
74202D	150

Part #	Page #
74202E	150
74202S3	138
74202S3	150
74202S4	138
74202S4	150
74302SR	150
74351SR	150
74620L	148
74734R-2	138,151
74734R-3	138,151
74734R-4	151
74735B	151
74770A	152
74778H	152
74779H	152
74779K	137
74779K	152
7541B	75
7541B	75
7541K	75
7541R	75
7541Y	75
77003U	142
77005UP	137
77010W	137
77011W	137
77012W	137
77014C	137
77014CW	137
77021-2	142
77022-2	142
77022L	142
77025U	142
77025U-2	142
77030-2	142
77030E	142
77030E-2	142
77040-2	142

Part #	Page #
77062N	138,141
77062S	138,141
77063S	138,141
77100T	137,145
77142EB	143
77143DEB	143
77143EB	143
77150EB	143
77158DEB	143
77158EB	143
77190T	137,145
77202J	144
77202KEB	143
77202KEB	144
77202L	144
77202M	144
77992P	142
77993P	142
77994P	142
8122R	21

Part #	Page #
8140C	6
8140HV	7
8140M	15
8145C	6
8348B	18
8348K	18
8348R	18
9000C	138
9001C	138
9002C	138
9011C	2,73
9013C	2,73
9018C	2,73
9019C	2,73
9020C	2,73
9022C	2,73
9023C	2,73
9024C	2,73
9028C	2,73
9033C	2,73

Part #	Page #
9038C	2,73
9039C	2,73
9042C	2,73
9042C	23
9043C	2,73
9043C	23
9044C	2,73
9044C	23
9045C	2,73
9052C	2,73
9056C	2,73
9059C	2,73
9060C	2,73
9065C	2,73
9070C	2,73
9107D	21
HST1	30
HST2	30
P526S	3
TST1	27-28

Part #	Page #
TST10	27,29
TST11	27,29
TST13	27
TST14	27
TST15	27,29
TST16	27,29
TST18	27,29
TST19	27
TST2	27
TST21	27,29
TST24	27
TST2HP	27-28
TST3	27-28
TST4	27
TST4HP	27-28
TST6	27-28
TST7	27-28
V304	117
VT1	23
VT2	23
VT3	23



FEEL THE THRILL IN A WHOLE NEW WAY AS ACCEL HITS THE ROAD WITH SOMETHING SO AMAZING, IT TAKES A SEMI TRUCK JUST TO GET IT ALL TO THE TRACK!

This is an experience that takes you into the inner workings of ACCEL fuel and ignition. Discover all of the products that can give you the high performance you are looking for in your vehicle. See how our team tests these products to make sure they are ready to go on your car. Plus, you may even get a sneak peek at some of the new innovations we are working on, but there's no guarantee on that one. You'll get wrapped up in the intensity of it all and be itching to get behind the wheel.

We're even sending our team of experts there to help like an

extension of your pit crew. They're available to give you the answers and help you get back on the track. You'll recognize them in their awesome new gear, which will even be available for you at the event and online.

We're ready to give you the confidence to pull up to the starting line or just get through that traffic light. Make sure to visit www.accel-ignition.com to get the current list of events that we'll be attending. We're always looking for new events to add, so check back often and we'll see you in the pits!



VISIT OUR WEBSITE FOR OUR FULL EVENT CALENDAR.



ACCEL[®]

PERFORMANCE GROUP



WWW.ACCELNATION.COM



TECH SERVICE: 216-658-6395

ACCEL PERFORMANCE GROUP

ACCEL is a trademark of ACCEL Performance Group
CLEVELAND, OHIO

©2014 Printed in U.S.A.

www.accel-ignition.com

#74831G

